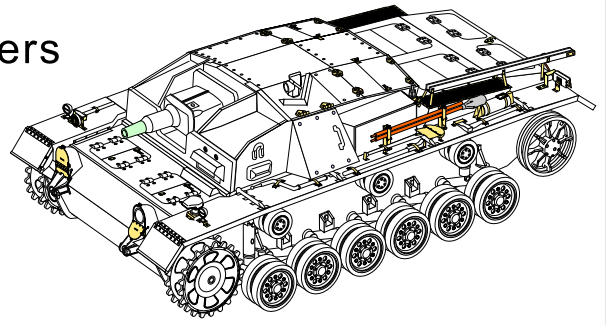


1/35 MILITARY MINIATURE VEHICLE UPGRADE SERIES PE35884


WWII German StuG.III Ausf.A-D fenders

二战德军III号突击炮A-D型全结构翼子板改造件

[For DRAGON KIT]



推荐使用工具 RECOMMENDED TOOLS



快干胶 Super glue 尖嘴钳 Needle nose pliers 镊子 Tweezers 美工刀 Craft knife 笔钻 pin vice

↑
安装
install

↙
折叠
bend

A1
改造件零件编号
PE/resin part number

B12
原零件编号
kit part number

C22
被替换的原零件编号
replaced kit part number

◀▶
另一侧相同制作
repeat on opposite side

✂
切除
remove

▨
打磨
grind off

↻
弧度卷曲
radial bending

✖
制作若干组
multiple assembly

⇄
选择安装
alternative

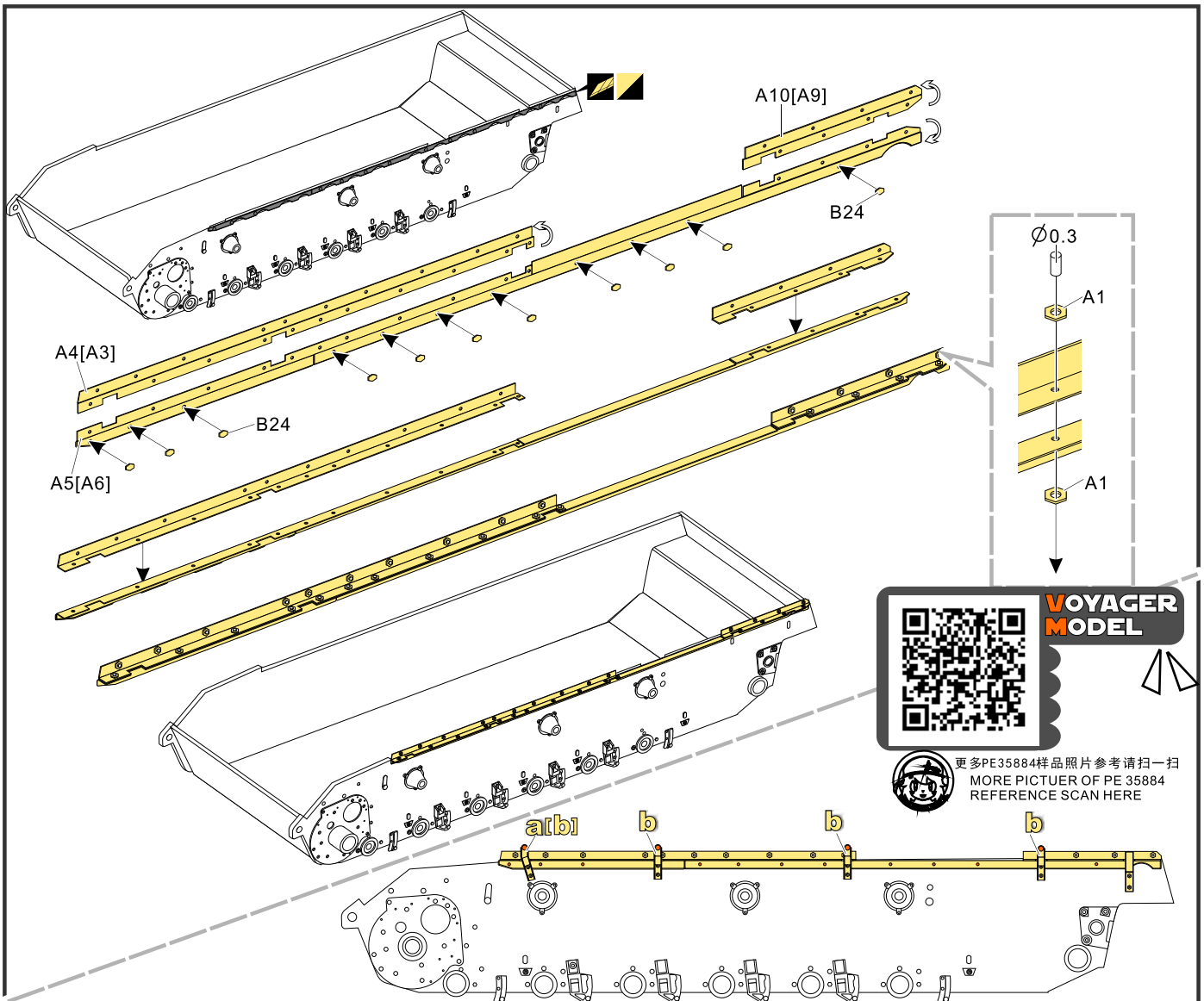
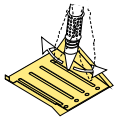
▨
用铜管制作
make from brass tube

●
用胶棒制作
make from plastic rod

↓
用尖端在凹槽处冲压
use penpoint to press on the dent

▨
蚀刻片零件内朝面向上
Put the part upside down

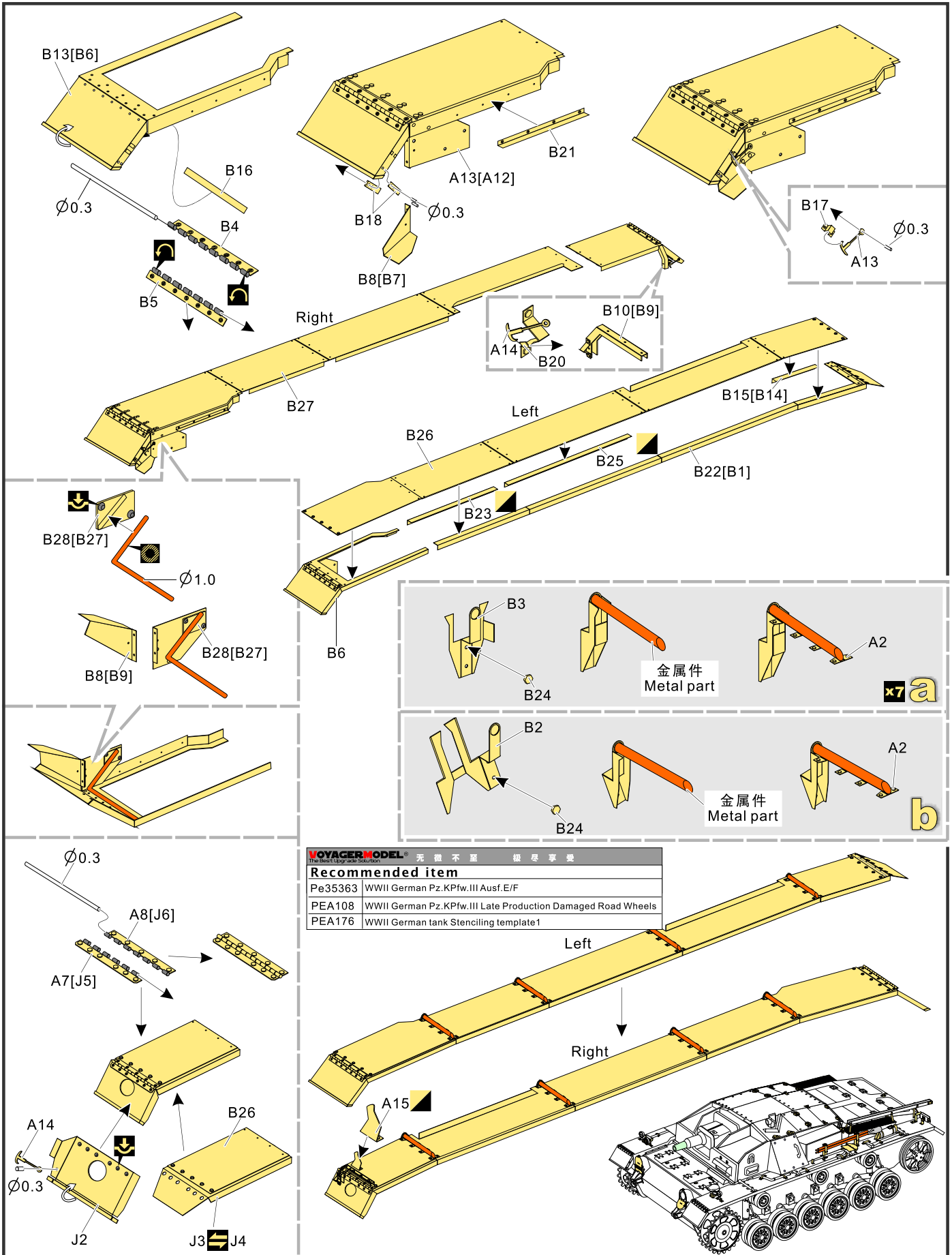
●
用笔尖在凹槽处刺
Use penpoint to press on the dent



VOYAGER MODEL

更多PE35884样品照片参考请扫一扫
MORE PICTUER OF PE 35884
REFERENCE SCAN HERE

1/35 MILITARY MINIATURE VEHICLE UPGRADE SERIES PE35884



VOYAGERMODEL® 无微不至 极尽享受
The Best Upgrade Solution

Recommended item	
Pe35363	WWII German Pz.KPfw.III Ausf.E/F
PEA108	WWII German Pz.KPfw.III Late Production Damaged Road Wheels
PEA176	WWII German tank Stenciling template1