



## Panzerkampfwagen VI

# TIGER I

## Sd.Kfz.181

## Ausf.E

### EARLY VERSION



The German tanks engaged with British and French tanks in Europe battle field 1940s, heavy armored tanks of allied armies were well protected against German gun fire, but the German tanks also suffered seriously damage in those engagements.

On 26. May. 1941, Adolf Hitler, the sovereign of third Reich ordered Hanschell and Prosche companies to develop a new type of heavy tank, which has stronger gun and protection to break enemy defense off.

Those 2 companies demonstrated the prototype before Adolf Hitler on 20. Apr. 1942, and the Hanschell VK 4501 (H) was the choice later, it typical title as Sd.Kfz. 181, but Adolf Hitler also named it as " Tiger " directly.

Total weigh of " Tiger I " are 57 tons, it wheels in decompound arrangement for diffusibility, but still poorly motorized. A KwK 36 L/56 8.8 mm gun installed on the turret for launch various shells, made a serious hazard to allied armies.

Tiger I entered service on Jul. 1942, it development has undergoing with escape exit on turret, also replacing with new commander turret and engine in the later years. The Tiger I Tank was introduced in July 1942, and first used in action in August 1942 near Leningrad. By the end of 1942, it was also seen in North Africa. The Tiger I Tank equipped with a powerful KwK36 L/56 8.8mm gun and heavy armour plates, which gave the Allied great pressure. Yet the tank's extreme weight limited its maneuverability, and interleaved wheels were adapted to support the weight, resulting an unprecedented wide chassis. Furthermore, the outer row of wheels had to be removed and special transport tracks installed to meet rail-freight size restrictions. Despite all those flaws, modifications were keeping undergoing. On later stage, most of the Tiger I Tanks were become victims of air raids, yet a few Tigers kept fighting to the end of war.

二次世界大戰初期，德軍戰車的性能與其對手相較，不僅裝甲防護力薄弱，火力也較遜色，臨陣時僅能靠優越的機動性稍做彌補，這個弱點在1941年的東線戰場上遭遇到蘇聯的T34與KV1等綜合性能俱佳的戰車時便整個曝露了出來。德軍最高統帥部迅速的提出了一種能剋制對手的新式戰車的需求，終於，在1942年希特勒的生日當天，兩種重型戰車的原型被當做生日禮物呈現，7月確定採用漢夏爾(Henschel)廠的設計開始量產，並被命名為虎式，8月便開始佈署在東線戰場。

虎式戰車的特點除了採用Kw.K.36 56倍徑的主砲外，為了減少履帶對地面的壓力，採用了複雜的交錯懸掛承載輪，不僅在維修的工作上更形繁瑣，同時包含承載輪的車寬也過寬，必需拆除部分承載輪才能符合鐵路運輸的限制，但自1944年2月以後改採用內襯橡膠墊圈的鋼製承載輪，新的設計減少了路輪的數量，也使得鐵路運輸時也不再需要拆除最外側的承載輪。

虎式戰車自1942年7月正式就役，最初投入戰場是該年8月的列寧格勒，1942年底北非的突尼西亞也出現了虎式的足跡，由於虎式同時擁有威力強大的KwK36 L/56 8.8釐米主砲以及厚重的裝甲防護，使得它於登場之初在盟軍對手前產生巨大的心理壓力，不過高達57噸的車重，使得虎式的行動顯得遲緩，並且需要採用複式重疊布局來降低接地壓，車輪的布局同時造成過寬的車身，在鐵路運輸時還必須卸除外側車輪與更換履帶以適應載運它的列車寬度。由於這些缺陷，生產的過程中同時也進行著一連串的改良，使得虎式於大戰後期飽受空中攻擊而蒙受重大損失之際，少數殘存的虎式仍持續奮戰至歐洲戰場結束。



### Illustration:圖示說明



Agglutinate  
用膠黏合



No Agglutinate  
不用黏合



Make 2 Sets  
二組製作



Cut Off  
切除



Optional  
選擇使用



Remove  
將其磨去



File Hole  
把孔填平



Instsnt Glue  
使用瞬間膠



Tighten the screws  
鎖上螺絲



Open Hole  
鑽孔

### Method For Applying Decals:

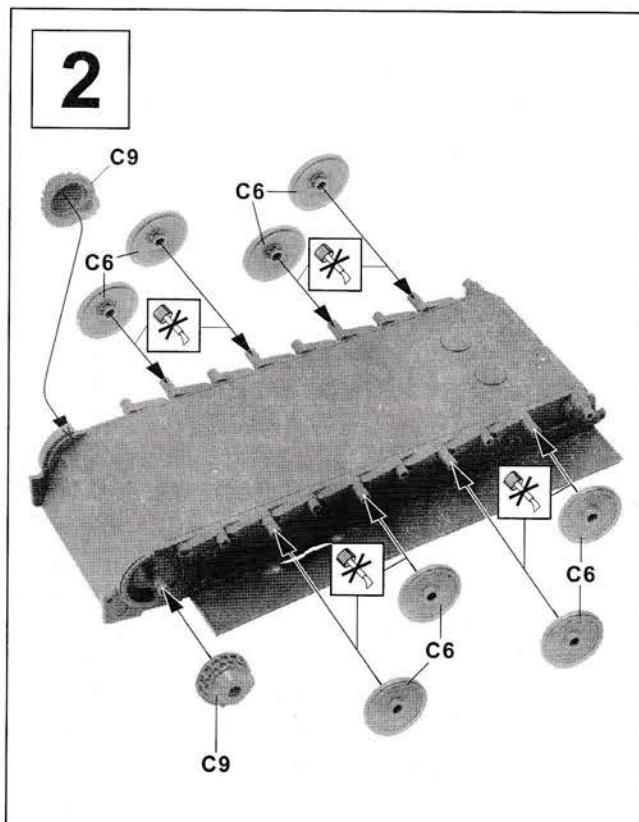
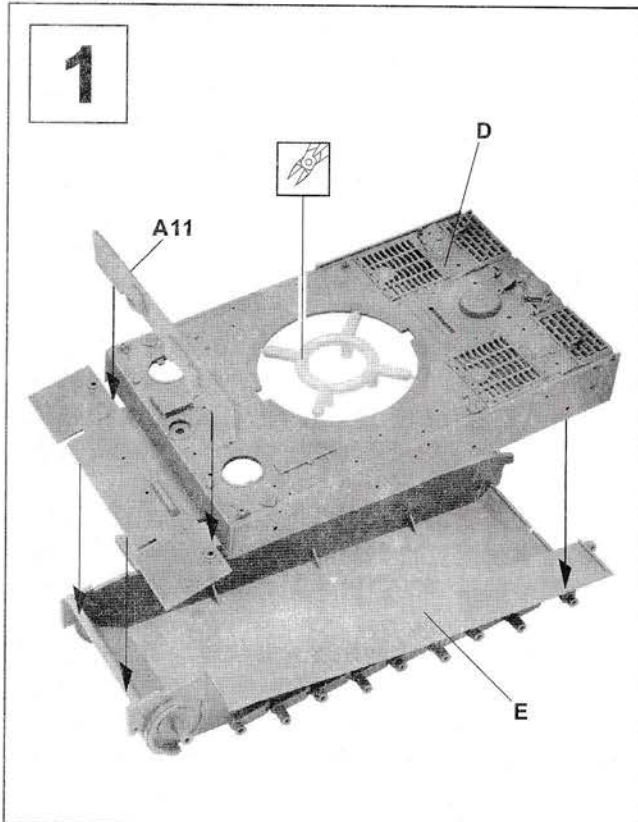
1. Clean Model Surface With Wet Cloth.
2. Cut Out Of Decal Sheet And Dip Them In Water For 15 Seconds.
3. Place it on proper position on model.
4. Slide off base paper leaving decals On Model With Wet Finger Tip.
5. Move Decals To Exact Position, Push Out Excess Water Under Decal With Soft Cotton Cloth.
6. When Decals Get Dry Then Complete.

### 水貼紙使用說明:


- 1.將模型表面擦乾淨
- 2.將貼紙剪下泡入清水中約15秒
- 3.將泡濕之貼紙取出置於欲貼處旁
- 4.用指尖輕推貼紙表面使其滑出底紙
- 5.將貼紙調整至適當位置並輕擦拭水份
- 6.待其自然乾燥後即完成

### Color list: 塗料表


Color	Brand	GSI Creos (Gunze Sangyo)			Humbrol	Revell	Life Color
		Hobby Color	Mr.Color	Mr.Color Spray			
Wood brown	木棕	H-37	C-43	J-43	34	05	UA085/ UA125
Dark green	深綠	H-36/H-405	C-70	J-70	149	363	UA083
Dark yellow	深黃	H-79	C-39	J-39	83	16	UA081
Steel	黑鐵	H-18	C-28	J-28	53	91	LC76
Tire black	輪胎黑	H-77	C-137		85	302	LC02
Red brown	紅褐	H-47	C-41	J-44	160	383	UA082
Metallic green	亮綠	H-89	C-77	J-77	131	364	
Flat white	消光白	H-11	C-62	J-62	34	05	LC01



3

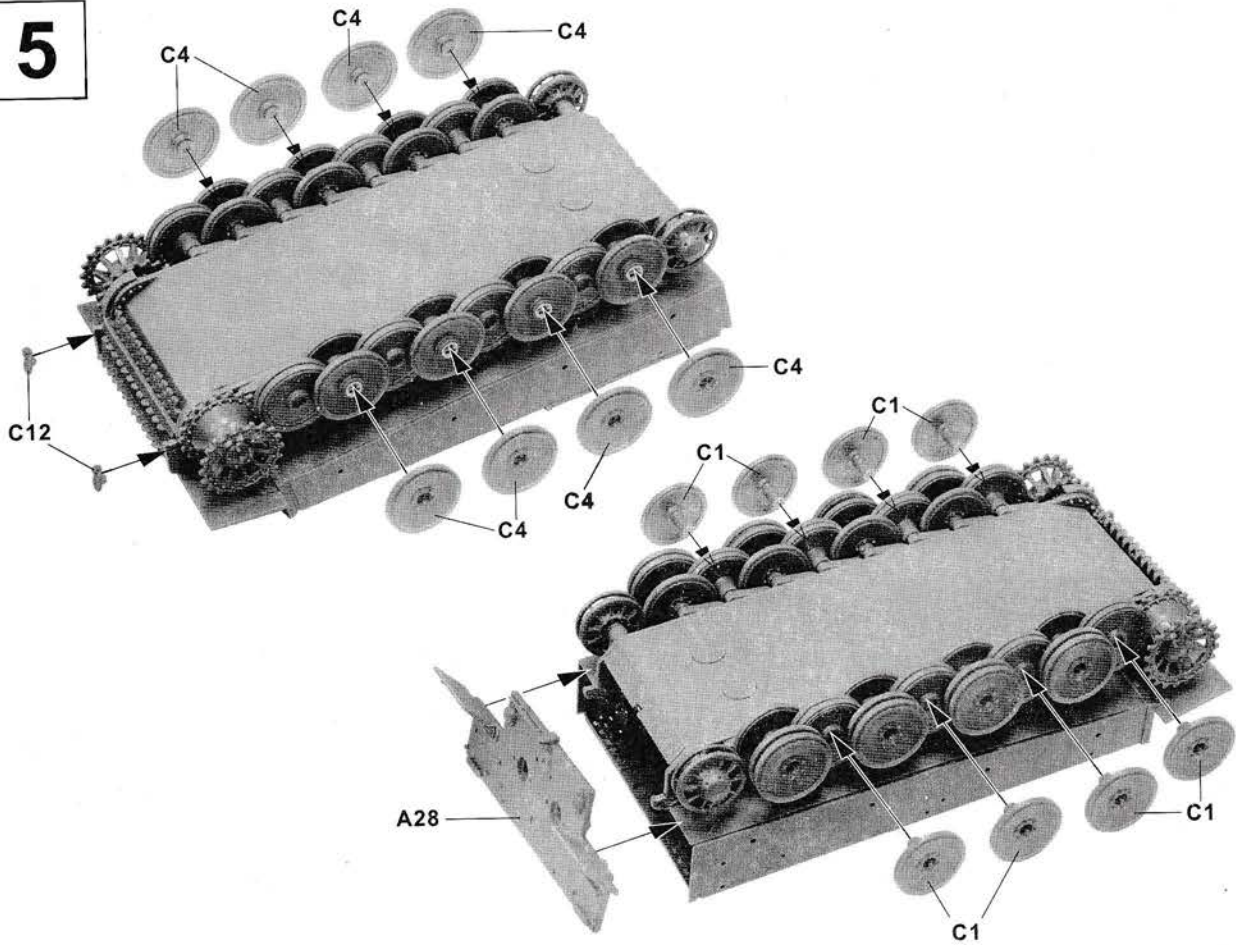


4






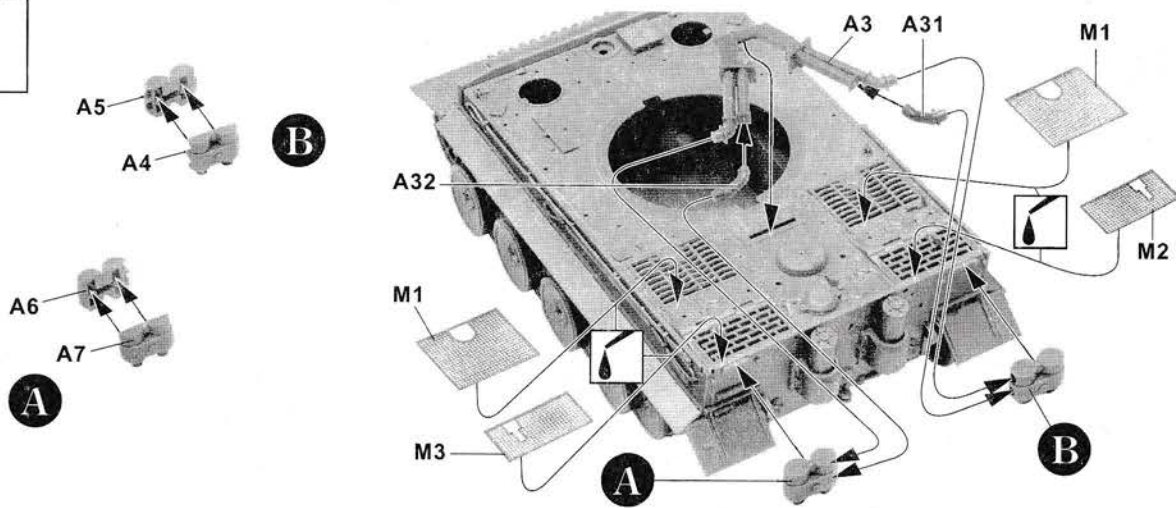
5




6



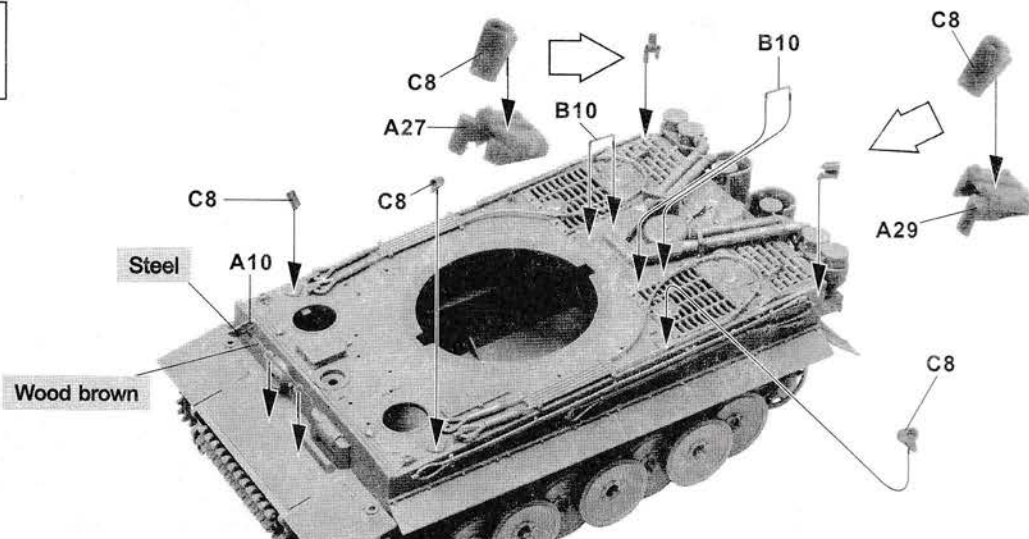
7



8

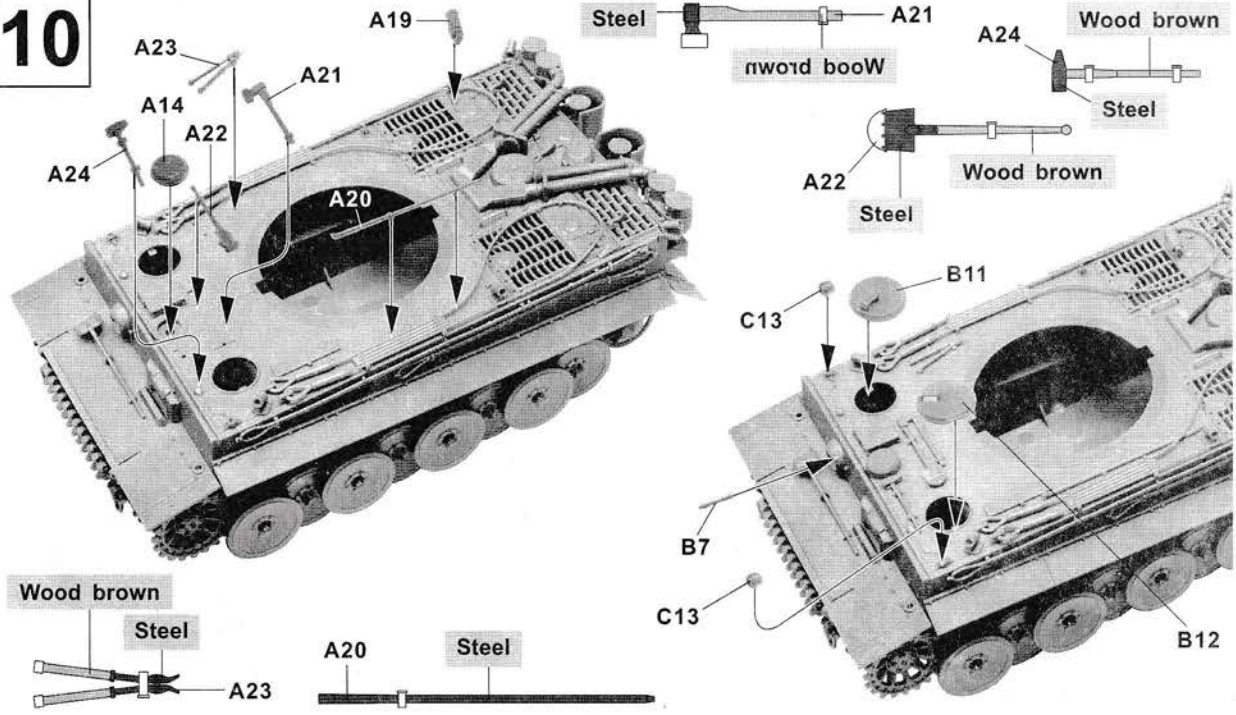


9







10




11



12



13



A

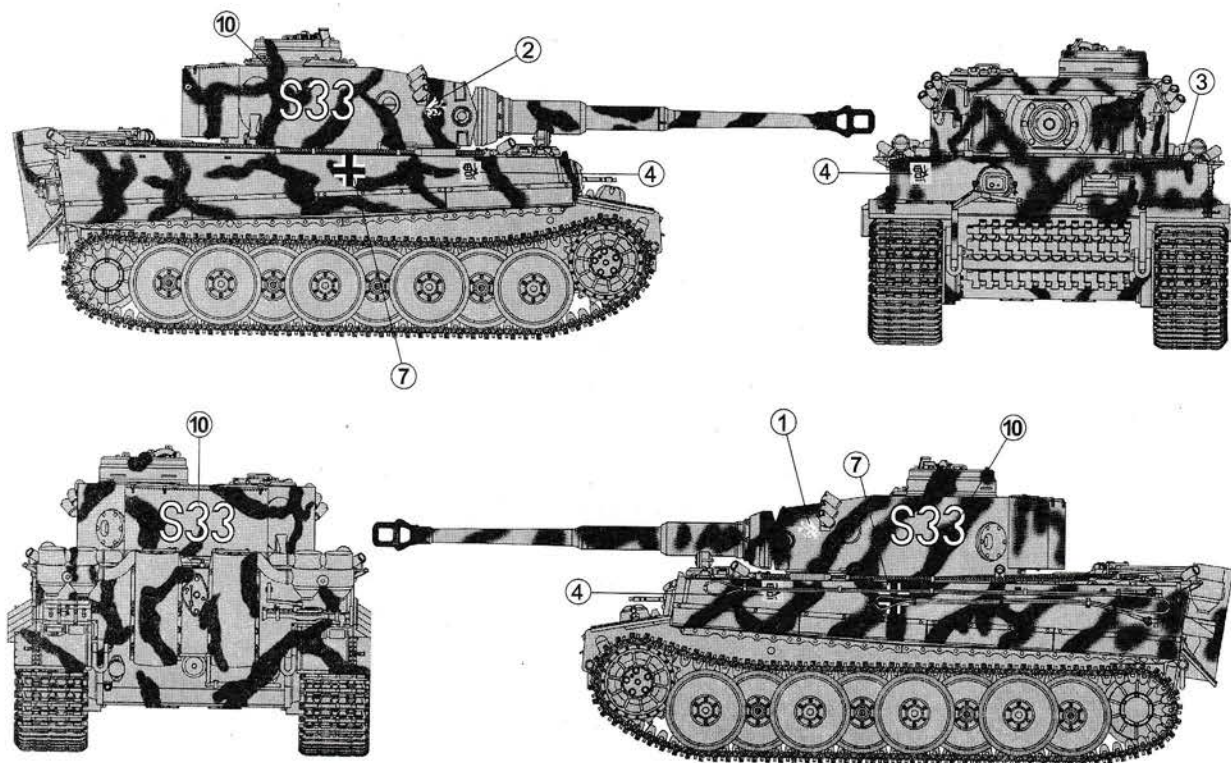
2.SS-Pz.Div. Russia, Autumn 1943.

黨衛軍第二裝甲師, 1943年秋



Body Color:  Olive Green

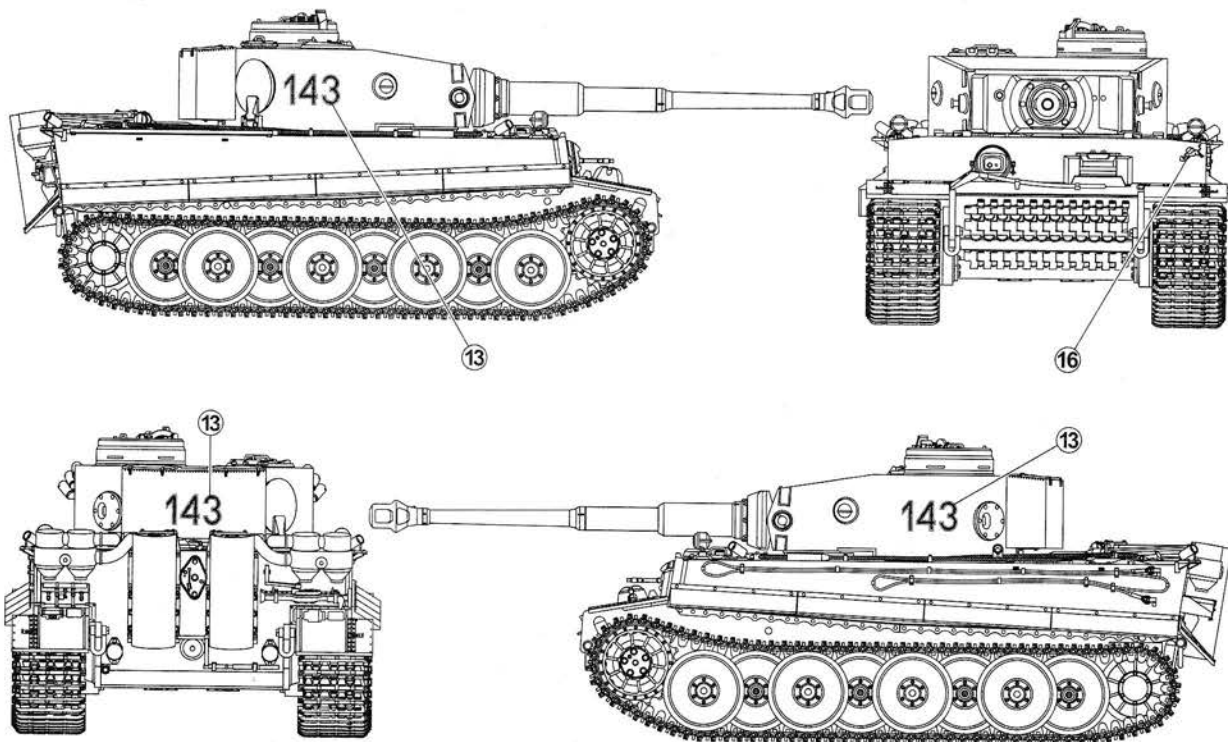
 Dark Yellow





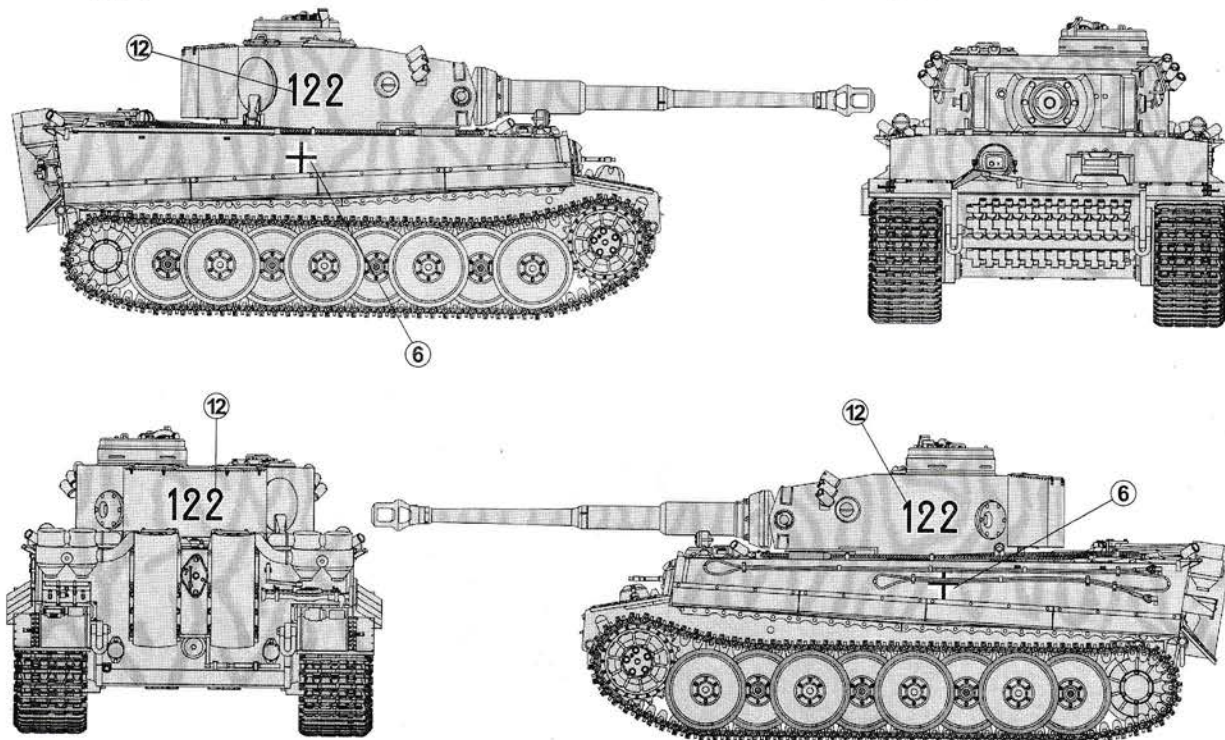
**B** Pz.-Abt. 505, Kursk, July 1943.  
第505重戦車營, 庫斯科, 1943年7月

 Body Color:  Dark Yellow




**C** Pz.-Abt. 503, Kursk, July 1943.  
第503重戦車營, 庫斯科, 1943年7月

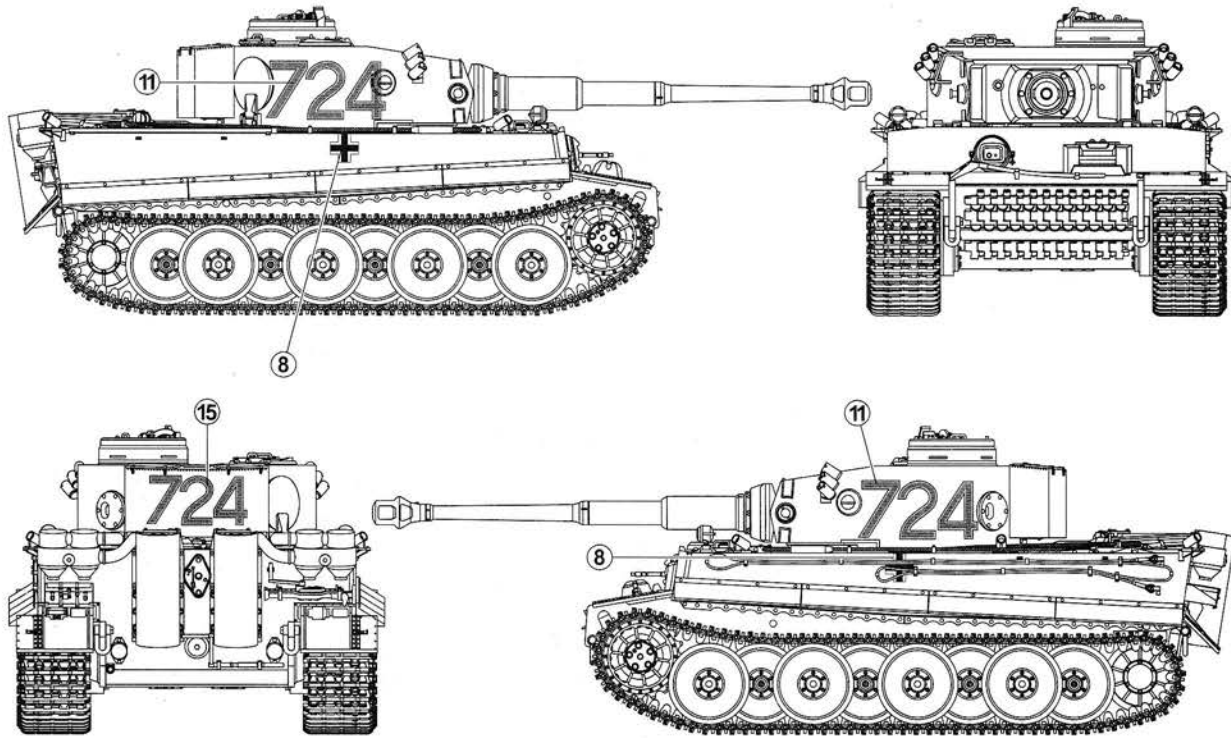
 Body Color:  Dark Yellow  Olive Green






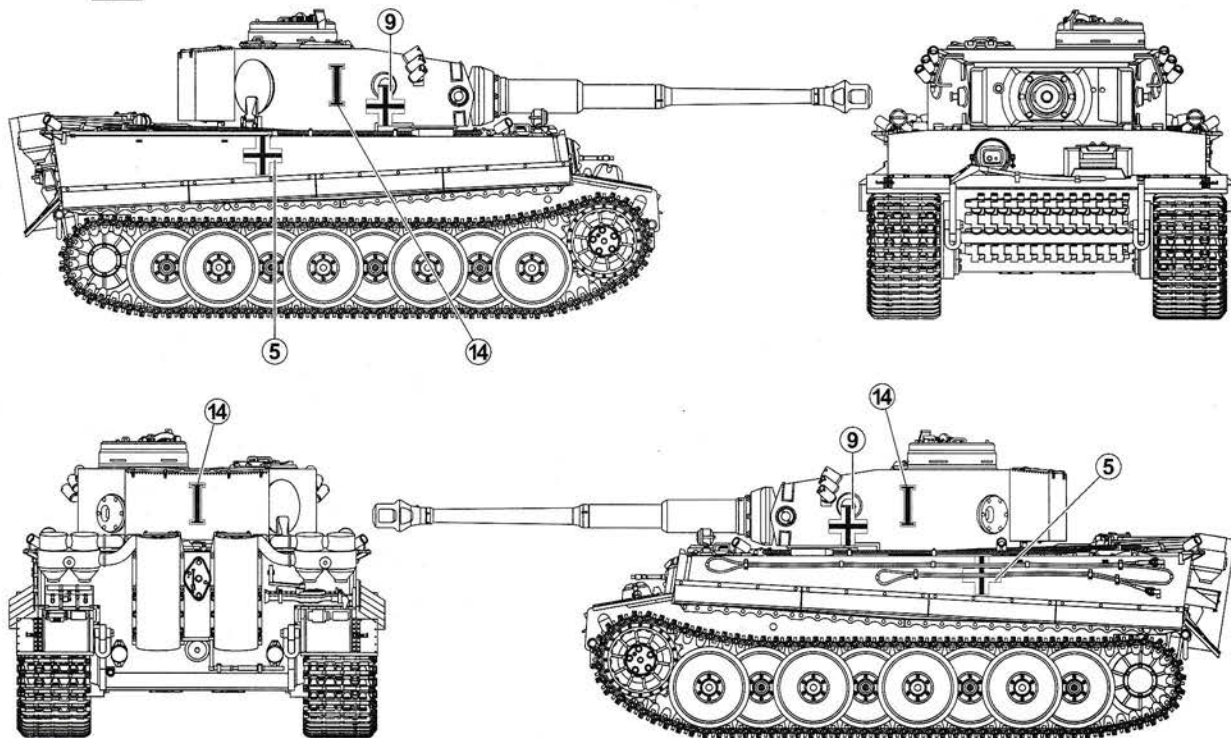
**D** 10.Pz.Div. Tunisia, February 1943.  
第10裝甲師,突尼西亞,1943年2月

 Body Color:  Dark Yellow

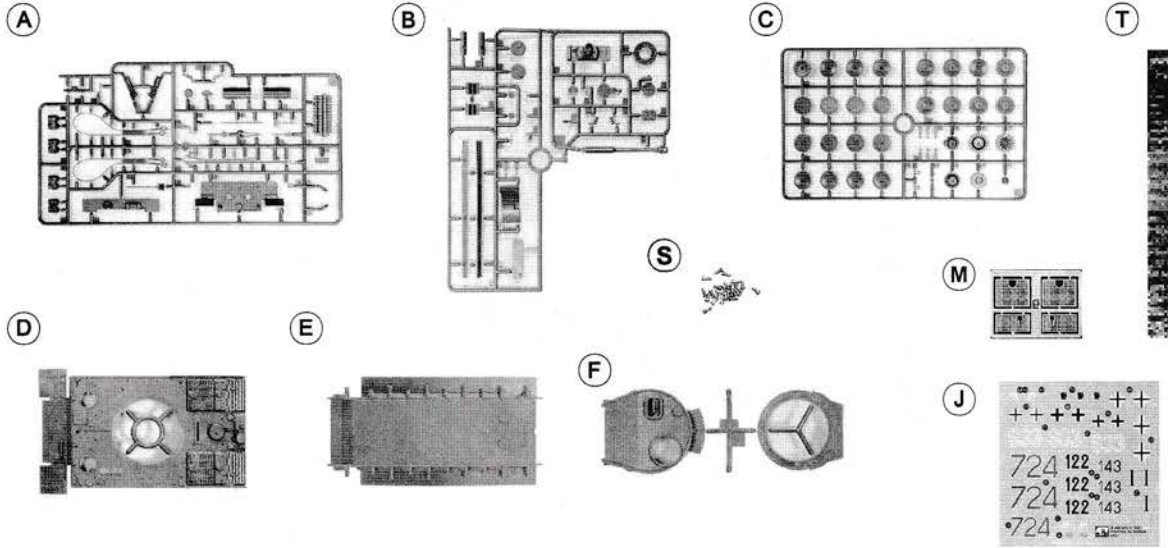


**E** Pz.-Abt. 503, Kursk, July 1943.  
第503重戰車營,庫斯科,1943年7月

 Body Color:  Dark Yellow



# PARTS LIST 零件表



Parts: A — 1    D — 1    M — 1    T — 2  
 B — 1    E — 1    J — 1  
 C — 2    F — 1    S — 20



### Instructions:

If for some reason, you are not fully satisfied or have questions concerning our product; Please use the form provide, and send it to our nearest representative or mail it directly to our office.

We will deal with that A.S.A.P.

限臺灣地區使用 For Taiwanese use only!



### AF 48002 零件補充申請表

申請人姓名  
地址  
電話

- A 部品零件 — NTS 150
- B 部品零件 — NTS 150
- C 部品零件 — NTS 240
- D 部品零件 — NTS 120
- E 部品零件 — NTS 120
- F 部品零件 — NTS 120
- J 部品零件 — NTS 160
- M 部品零件 — NTS 120
- S 部品零件 — NTS 120
- T 部品零件 — NTS 160

+郵寄費 — NTS 80  
 (請填)總計NTS \_\_\_\_\_

零件補充原因:(請於  打 )  
 原包裝即  遺失或  毀損,  
 製作途中  遺失或  毀損,  
 其他原因 \_\_\_\_\_

總代理 戰鷹企業 客服部收 本公司將儘速為您處理。  
 請將本表與該部品相同金額之郵政匯票一同寄至。



### AF 48002 Parts Replacement Form

- A parts
- B parts
- C parts
- D parts
- E parts
- F parts
- J parts
- M parts
- S parts
- T parts

Reason for replacement:  Missing  Broken

Signature: \_\_\_\_\_

