


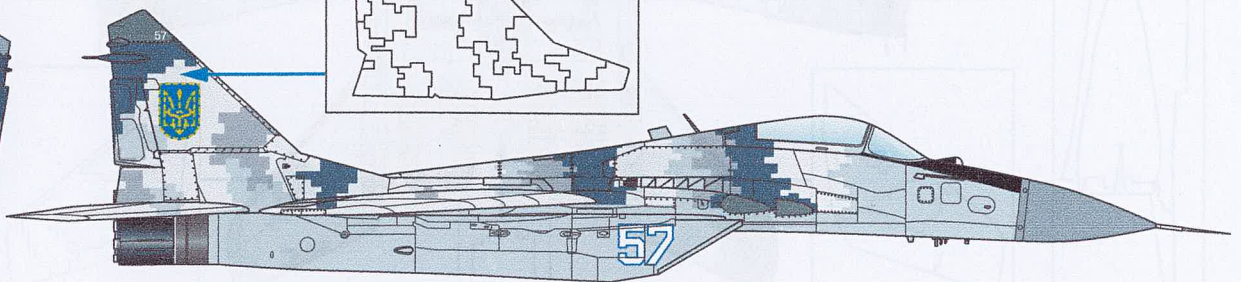
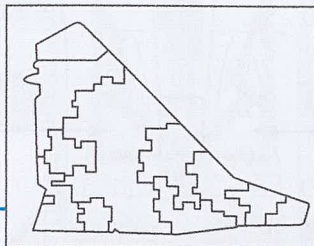
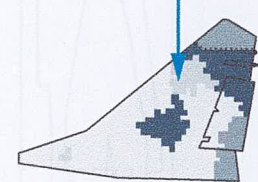
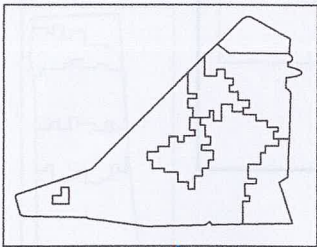
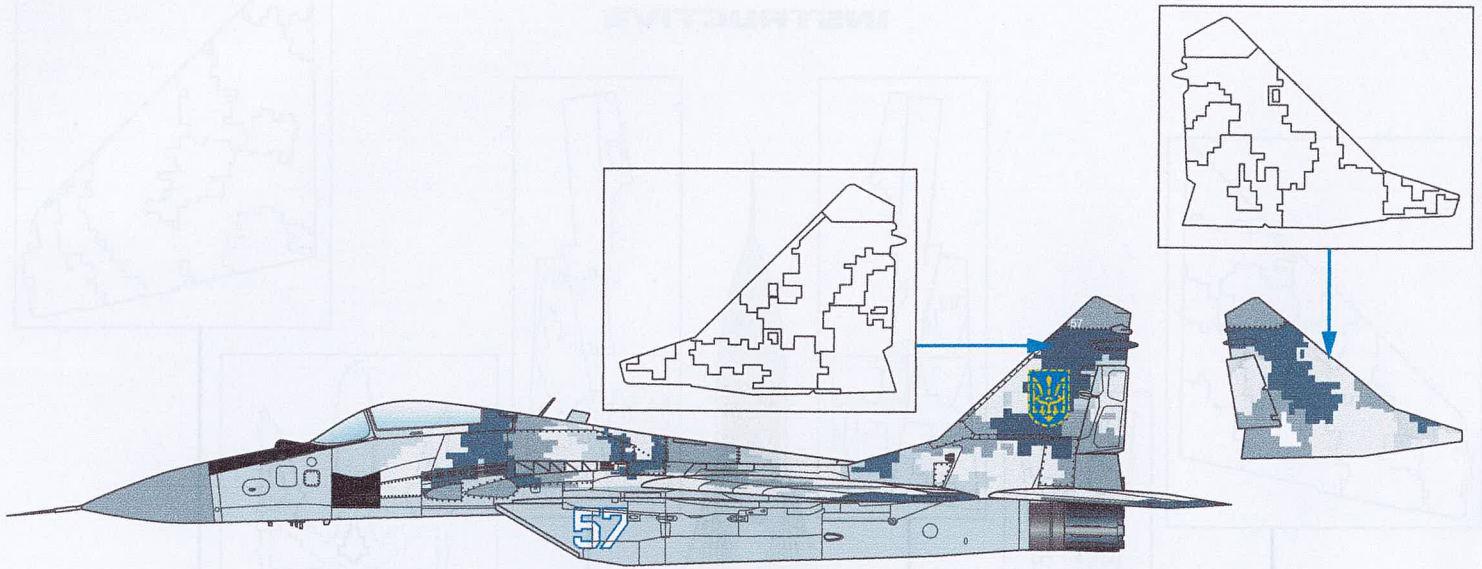
MIG-29 UKRAINE DIGITAL CAMOUFLAGE VINYL MASK INSTRUCTIVE



Note: Use the center guide to place the coat of arms in the center of the model

APPROXIMATE COLORS	
	FS 26099 Gray
	FS 26295/26357
	FS 36495 Light Gray
	FS 27885 White 506
	FS 35630 Light Gray & Underside
	Matt Black Anti-Glare

- 1) Paint model in FS 27885 overall and wait the paint dries.
- 2) Place masks in the indicated places to paint the camouflage, going from lighter to darker colors. Due the complexity of the mask, the precision of placing the mask must be precise. Take this in count before painting, because a little variation can alter the rest of the placing of the rest of the mask.
- 3) The mask serves mainly for Ukrainian MiG-29 57 White, due each Ukrainian MiG-29 has an unique digital camouflage pattern. Check your references.



Dear Customer, Aztec always want to hear about you. Please, feel free to visit our web page for any comment or suggestion.

In each section of the set, there are bonus square vinyl mask, in case you need them for variants we didn't noticed in our references.