


GENERAL DYNAMICS (CONVAIR)

F-102A DELTA DAGGER

1/72 SCALE



F-102 DELTA DAGGER HISTORY

Designed in 1950, the F-102A represents a radical departure from the conventional aircraft concepts of the early jet age. The distinctive delta, or triangular shaped wing, permits supersonic performance without sacrificing acceptable low speed characteristics. The Delta Dagger was the first U.S. Air Force fighter to be armed with missiles alone. It carries six Hughes Falcon missiles in its spacious weapons bay and twelve 2.75 inch HVAR rockets in the bay doors themselves, a tribute to compact engineering.

Shortly after the F-102A was deployed by the USAF it filled all twenty-five of the Air Defence Command squadrons. Today, the sleek interceptor is in use in South East Asia as one of the main combat aircraft. Other groups flying the Delta Dagger are the Air National Guard units throughout the United States. One version of the F-102 is the dual-seat trainer model, the TF-102A. This model is capable of supersonic flight training and examples of the trainer are based with each F-102 squadron.



HASEGAWA PLASTIC MODEL CO., LTD.

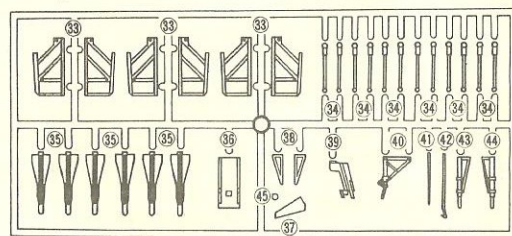
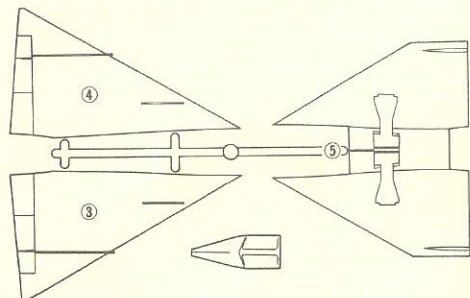
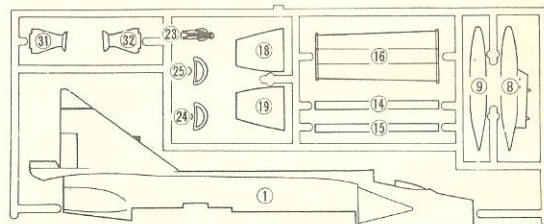
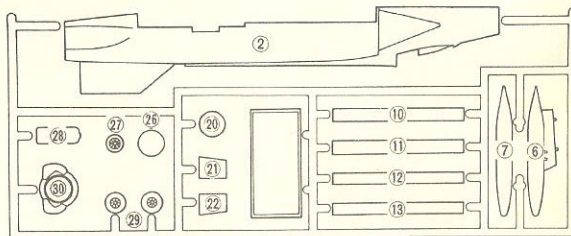
DISTRIBUTED BY:  **RAFT MODELS INC.,**

1502 W. 228TH ST., TORRANCE, CALIF. 90501

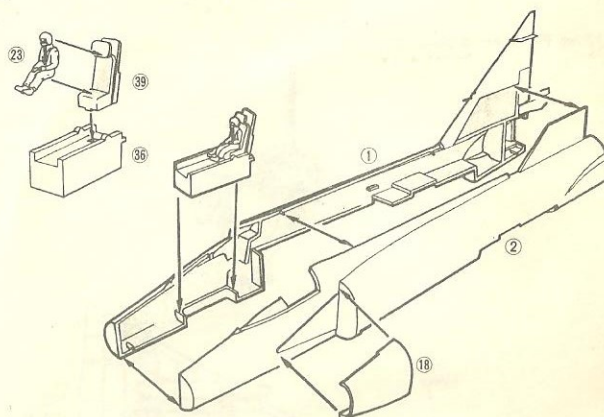
PART DRAWINGS AND PART NUMBERS

(Before Assembling Your Kit)

Read these instructions carefully before assembling your model and check the exact fit of the parts before cementing. Clean off excess plastic, if any, with a sharp knife or a file. Since many tiny parts are included, check them with the assembly drawing before assembling. Do not tear off parts from the stem, but cut them off carefully with knife or clippers. Do not cut off all of the parts at the beginning, but cut each part to be assembled, one by one, to assure each part being properly identified. Do not use too much cement because surplus adhesive can spoil the finish.

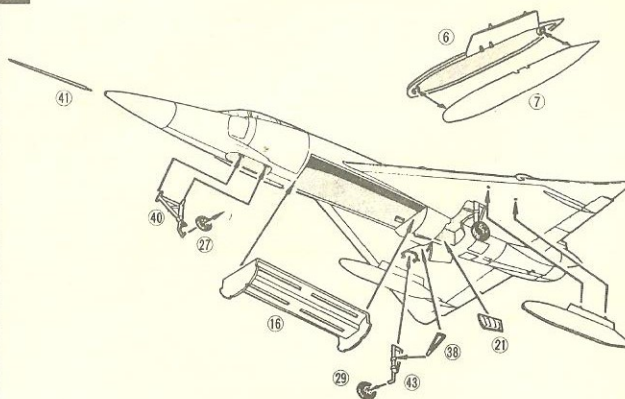


1



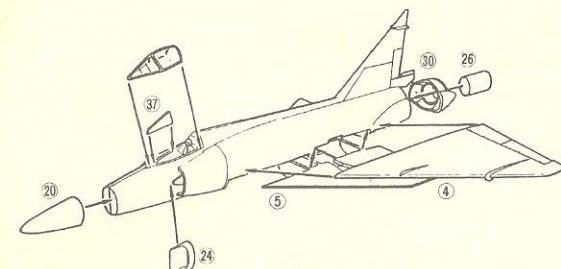
Fuselage assembly.

3



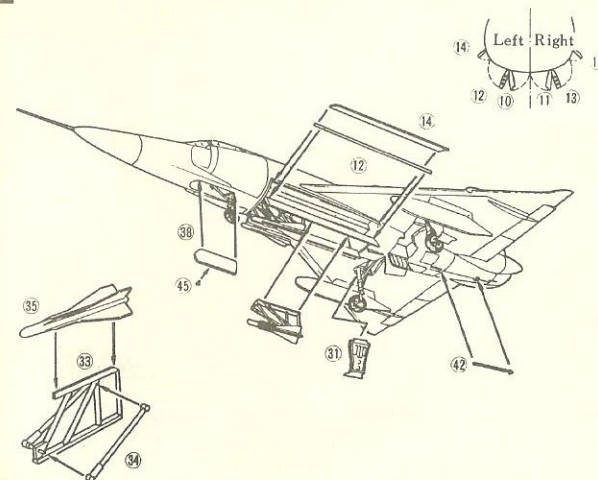
Fuel tank, landing gear and missile bay assembly.

2



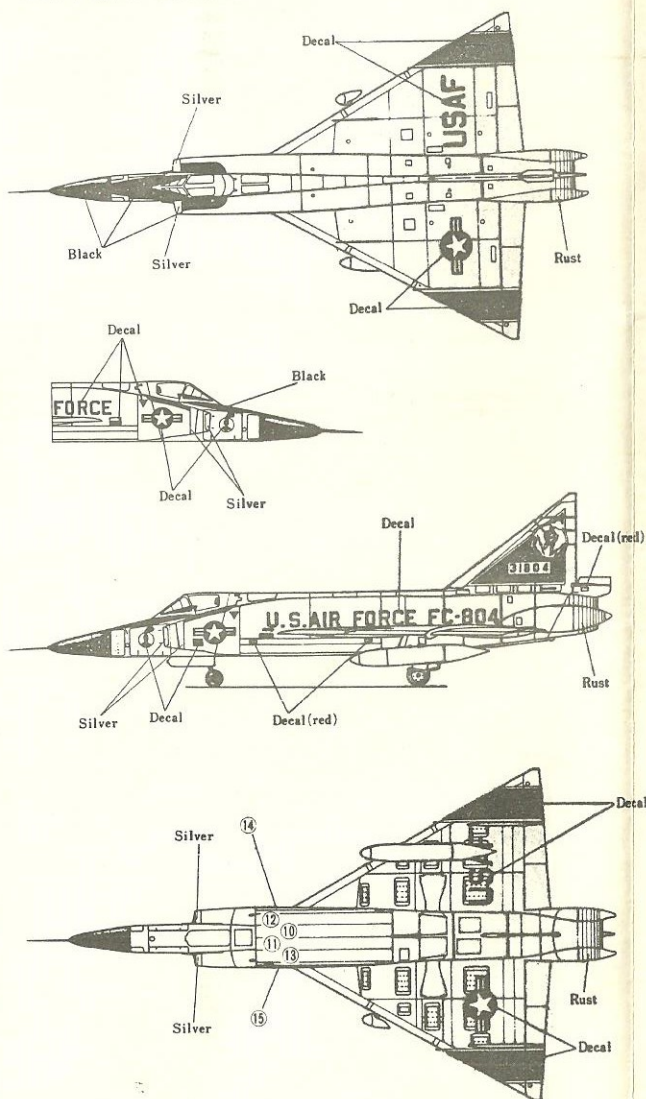
Main assembly.

4



Missile launcher assembly.

68th Fighter squadron.



32nd Fighter squadron.

