



RECOMMENDED KIT: Hasegawa in 1/200.

PAINTING: Paint the fin and entire fuselage white (paint the entire fin white to provide a constant color base for the fin decal). The wings and tailplanes are white overall with natural metal leading edges (please note that wing and tailplane center section decals for the 767-200 are available from Flightpath as FP44-140 and FP20-101). Also note the natural metal leading edge on the fin (the fin decal takes this into account). The engines are white overall, with a natural metal lip and burnt metal exhausts.

DECAL APPLICATION: Extra care and patience should be used when applying the large blue fin decal. Once it is properly positioned, apply and center the red stripes. The fleet numbers are centered above the windscreen, and on the nose gear doors (also note the thin red stripe for use on the nose gear doors). The large registration numbers appear on the bottom of the left wing. Note that the registration and fleet numbers have been printed in both blue and black. Aircraft have been observed in both colors, so the option is provided. Blue seems to be the most commonly used color. This decal possesses a constant clear. Therefore, cut each piece out individually before soaking in water.

REGISTRATION NUMBERS: The registration VH-RMA is a 767-200. Extra registration and fleet numbers are provided as an option. We would like to extend a very special thanks to Dave Rider for his extensive help with this sheet. Thank you for buying this Flightpath decal. We can be reached at Aerocolours Graphics, P.O. Box 9518, San Bernardino, CA 92427-0518; or by fax at (909)-887-5028.






OVER WINDSCREEN
 ADEFGHKLM
 ADEFGHKLM

FLIGHTPATH

VH-RMABCDEFGHIJKLM
 VH-RMABCDEFGHIJKLM
 VH-RMABCDEFGHIJKLM
 VH-RMABCDEFGHIJKLM



GEAR DOORS
 ADEFGHKLM / ADEFGHKLM
 ADEFGHKLM / ADEFGHKLM

VH-RMABCDEFGHIJKLM

Ansett Australia. Ansett Australia.