



# PD DECALS

JUNKERS JU88G

1/48 SCALE  
48 - 005

**IMPORTANT : PLEASE READ THE DIRECTIONS FIRST**

## DIRECTIONS

Study the subject you wish to model closely, and be sure you have properly identified the decals you will require. Please note that this sheet covers Ju88G-1, G-6b and G-6c aircraft. You should be familiar with the type you intend to model as there were variations between types. Junkers Ju88 in Action (Part 2) by Squadron Signal Publications explains these differences well.

Tweezers and a clean paint brush can be useful tools when applying decals. Decal setting solutions may also be used with this product, but their manufacturers directions must also be observed. Better results can be achieved by applying decals to a clean gloss surface.

It is recommended that these decals be applied one at a time. Cut out the decal you wish to apply, dip into water, and put aside. When the decal slides freely on its backing paper, it is ready for application. The decal should be slid directly onto the model; wetting the area receiving the decal with water or setting solution will assist final positioning of the decal.

## KITS AND PARTS

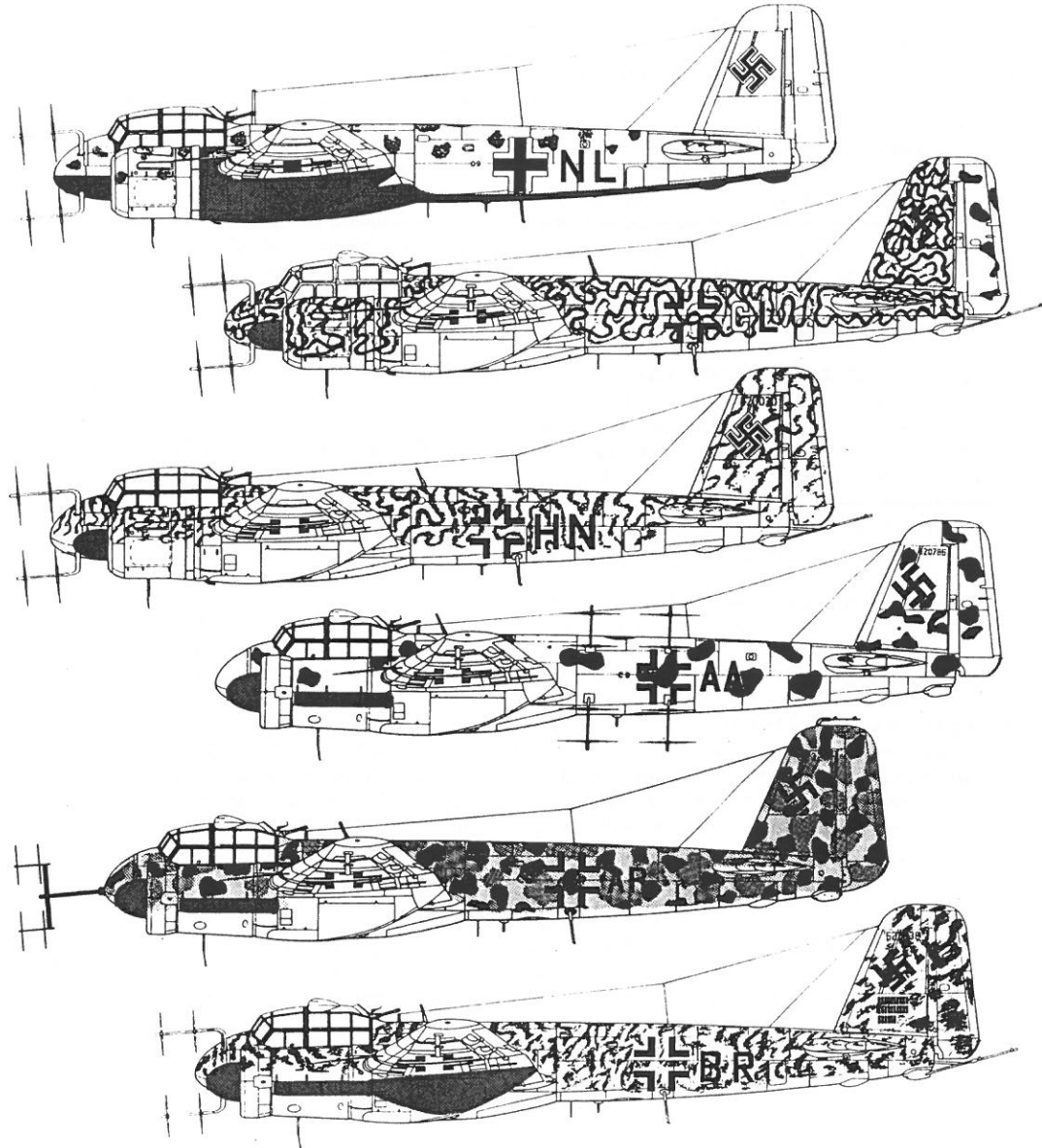
Dragon - Ju88G-6c, Hobbycraft - Ju88G-6c, Koster - Ju88G-1/G-6b/G-6c  
Highflight - BMW engines

## REFERENCES

- 1) "DEUTSCHE NACHTJAGER IM ZWEITEN WELTKRIEG", by von Manfred Griehl, Waffen-Arsenal Series, Podzun-Pallas-Verlag, Friedberg, 1986
- 2) "THE HISTORY OF THE GERMAN NIGHT FIGHTER FORCE, 1917-1945", by Gebhard Aders, Janes Publishing Co, London, 1979
- 3) "THE OFFICIAL MONOGRAM PAINTING GUIDE TO GERMAN AIRCRAFT 1935-1945", by K.A. Merrick and T.H. Hitchcock, Monogram Aviation Publications, Massachusetts, 1980
- 4) "CONFOUND AND DESTROY", by Martin Streetly, MacDonald and Janes, London, 1978.
- 5) "THE NIGHT FIGHTERS - German Aircraft in World War II", by W. Held and H. Nauroth, Schiffer Publishing, Pennsylvania, 1991
- 6) "JUNKERS JU88 in ACTION (Part 2)", by B. Filley, Squadron Signal Publications, Texas, 1991

The above references are referred to in the instructions by their number.  
The kind assistance of Mr. R. Guest and Mr. P. Gray is gratefully acknowledged.

NOTE : The Ju88G operated during the later months of the war, a time noted for its confusion and lack of (surviving) documentation where the Luftwaffe is concerned. Photographic evidence suggests a wide variety of practices (experimentation?) which were inconsistent to known 'standards', and there is often differing views as to the finish of a given subject. The details provided in these instructions are based on photographic evidence (where possible) and known practices of the time. Examination of quoted references may indicate a different scheme to ours; we have endeavoured to provide alternative markings should you wish to use that scheme.



1) Junkers Ju88G-1, D9-NL, NJG 7, Vaerlose, Denmark, 1944  
 This aircraft has been attributed to III/NJG 7, though little information has been found for this Gruppe. I/NJG 7 was one of the first Gruppen to receive the Ju88G-1 in mid-1944. It was based in Denmark in the later half of 1944, and was redesignated IV/NJG 2 in November that year. Finished in Light Blue 76 overall with a light sporadic mottle of Light Green 83 over the upper surfaces. Undersides of the fuselage and engine nacelles in Black. Note that the Black on the nacelles continues up over the top in a band behind the engine cowling. Spinners were finished in Light Blue 76, but have been omitted to show the camouflage line at the nose. Standard Black/White crosses in six positions and Black/White swastikas. The canopy framing was also a darker colour, probably Light Green 83, but possibly Grey 75.

2) Junkers Ju88G-6b, 9W-CL, NJG 101, Ingolstadt, 1944

Based on a colour profile, the details provided for this aircraft are curious. Quoted and illustrated as a G-6b, it bears a strong resemblance to a G-6c photographed on page 4 of Reference no. 1. It is also quoted as being an aircraft of I/NJG 101, though Reference no. 2 quotes this Gruppe as located at Parndorf and I/NJG 101 at Ingolstadt. Both locations are in southern Germany. This aircraft has been included because it is interesting and unusual. Finished in Light Blue 76 overall with a squiggle pattern of Dark Green 82 and Light Green 83 over the upper surfaces, 82 being applied last. The rudder has a mottle of Grey 75 over Light Blue 76. Black spinners. Crosses are Black outline type in all six positions, with solid Black swastikas. Tail warning radar aeriels below the rudder and "Schrage Musik" installation in mid-fuselage. Black outline "CL" in the code "CL".  
 References : No. 1 rear cover

3) Junkers Ju88G-6b, 4R-HN, 5/NJG 2, 1944

Based on a profile in Reference no. 4, this aircraft appears to have been a conventional G-6b. 5/NJG 2 is another Gruppe about which little has been found. Overall Light Blue 76 with a Grey 75 squiggle pattern over the upper surfaces. Grey 75 canopy framing with Black spinners. Black outline crosses in six positions with Black/White swastikas. Werk no. 620030 above swastika, tail warning radar array below rudder, and "Schrage Musik" installation in mid-fuselage.  
 References : No. 4 pp. 264-266

4) Junkers Ju88G-6c, C9-AA, NJG 5, 1945

Flown by Major Schoenert, commander of NJG 5, who was credited with 64 kills and was awarded the Oak Leaves to his Knights Cross. This aircraft has been illustrated as a G-6c, unusual in having its aeriels mounted in mid-fuselage. Finished in overall 76 with a very soft Grey 75 mottle over the upper surfaces, so soft it is almost non-existent. Canopy framing in Grey 75 with Black spinners. Black fuselage aeriels with White tips on lower arrays. Tail aerial below rudder has been replaced by horizontal aeriels mounted on the fin. "Schrage Musik" installation mounted closer to the cockpit. Black outline crosses in six positions. Werk no. 620786 above solid Black swastikas.  
 References : No. 2 pp. 236-237; No. 5 p. 198

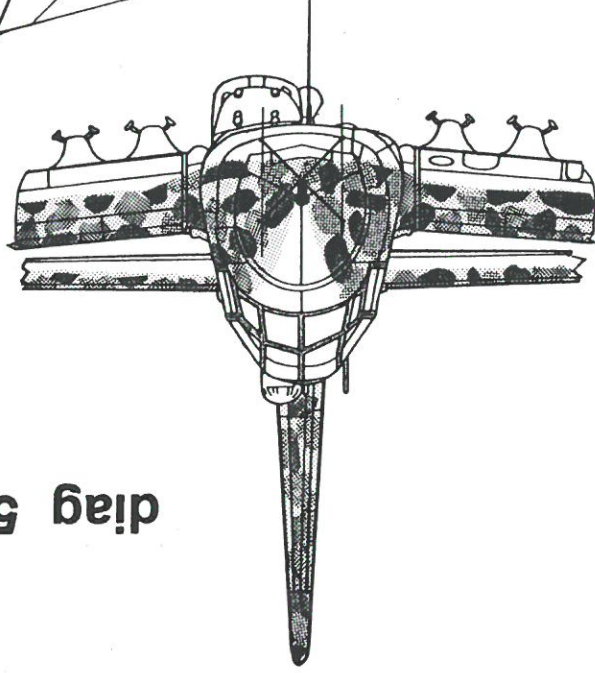
5) Junkers Ju88G-6c, C9-AR, 7/NJG 5, 1945

This aircraft was flown to Swinzierand by its crew on 30 April 1945. It was equipped with Fug 218 Neptune nose and tail warning radar, and bomb racks mounted under the inner wings. Finished in Light Blue 76 overall with a heavy mottle of Dark Green 82 and Light Green 83 on the upper surfaces. The canopy had Dark Green 82 framing and a "V" shaped Light Blue 76 patch in front of it (see diag 5a). Black spinners and outline crosses below wings. White outline crosses on the fuselage and upper wings. Swastikas in solid White. Werk no. 623211 in White above swastikas. "Schrage Musik" installation behind cockpit.  
 References : No. 2 pp. 236-237; No. 4 pp. 265-266; No. 5 p. 198; No. 6 p. 30 and 38

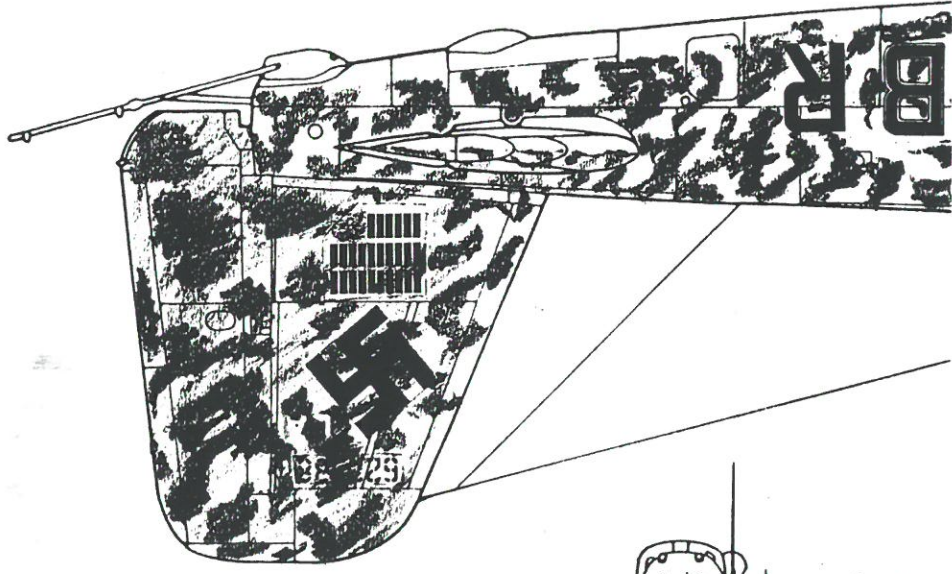
6) Junkers Ju88G-6c, 4R-BR, 7/NJG 2, Germany, 1945

Flown by Obitt Bregleb who achieved 25 victories, 21 of these after 11 June 1944. The Werk no. carried by this aircraft is partly obscured by camouflage. We believe it was 622338. Overall Light Blue 76 with a soft edged heavy "squiggle" of Dark Green 82 which is heavier on the rudder and in the middle of the fin. Canopy framing in Dark Green 82. Spinners and solid black swastikas. Werk no. carried above swastika and White "LA" to the upper right of the swastika and below Werk no. (see diag. 6a). Victory markings on left side of fin as shown; these have been made in three parts - first apply White bars, then Blue rounds, then Red centres. Black "B" should be applied over the top of White "B" in code "BR", allowing a White border. Note : Ref. 4 suggests a different scheme with Grey 75 national insignia; these have been provided on our decal sheet for those using this scheme.  
 References : No. 2 pp. 236-237; No. 4 pp. 264-266

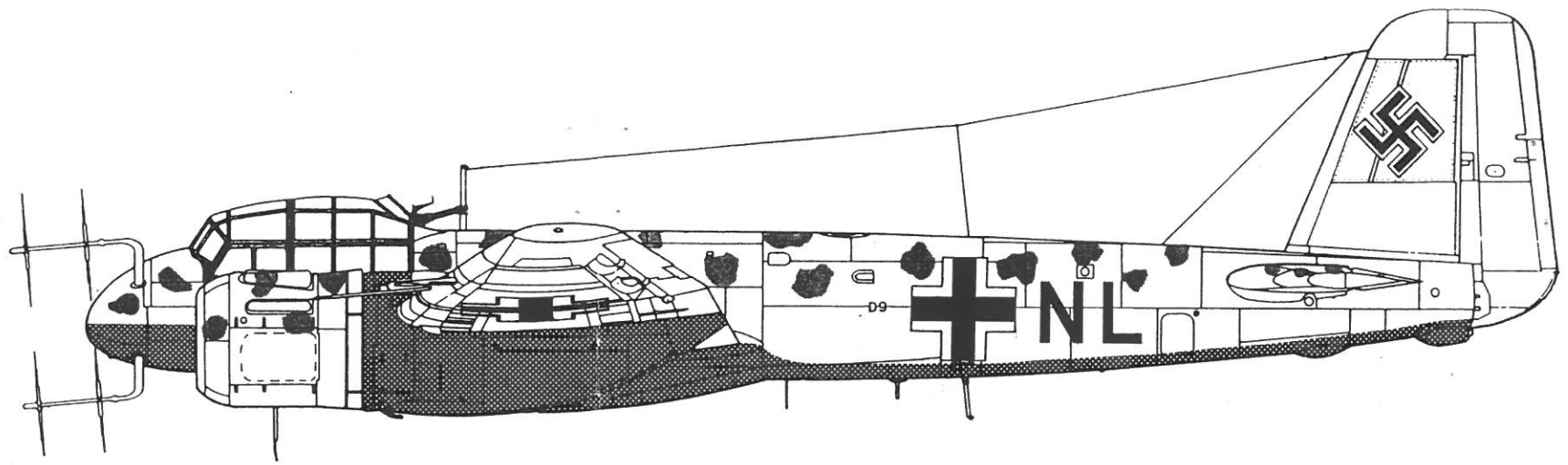
diag 5a



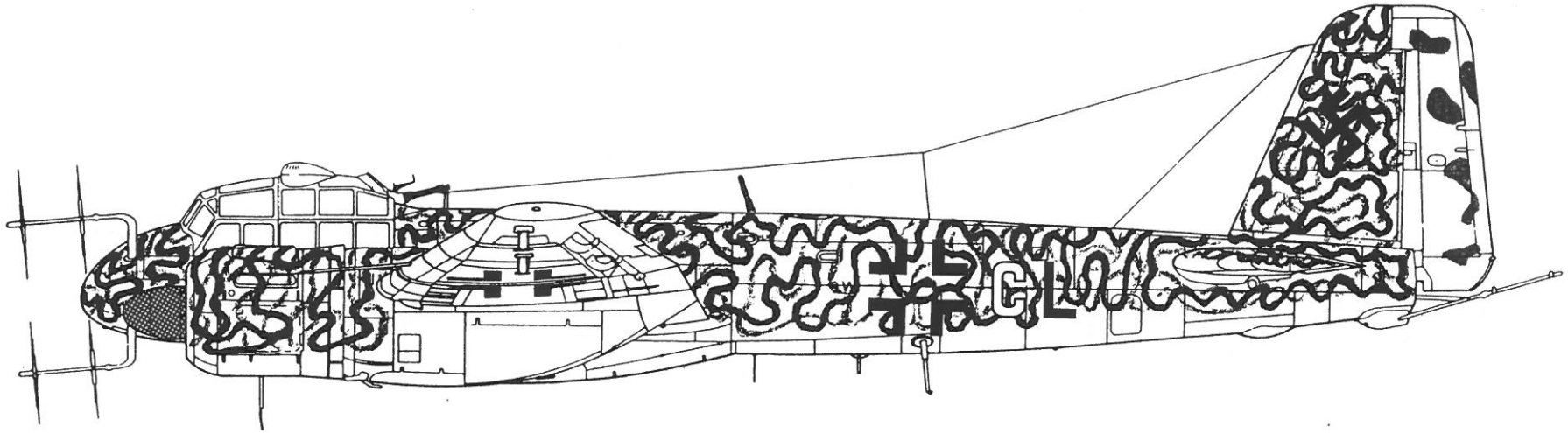
diag 6a



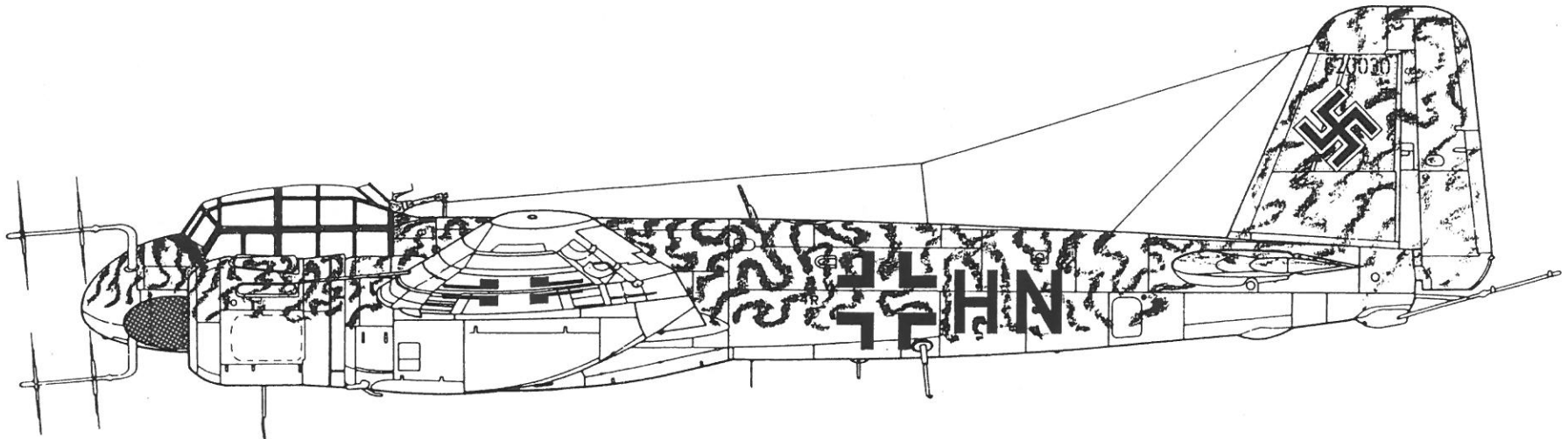
1) JU88 G-1  
NJG 7

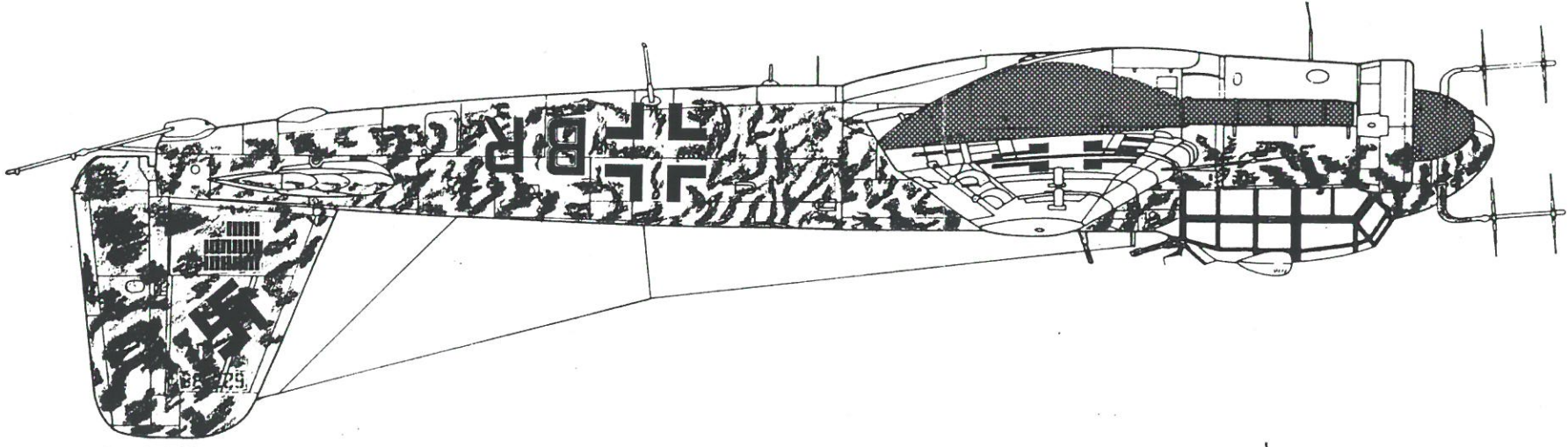


2) JU88 G-6b  
NJG 101

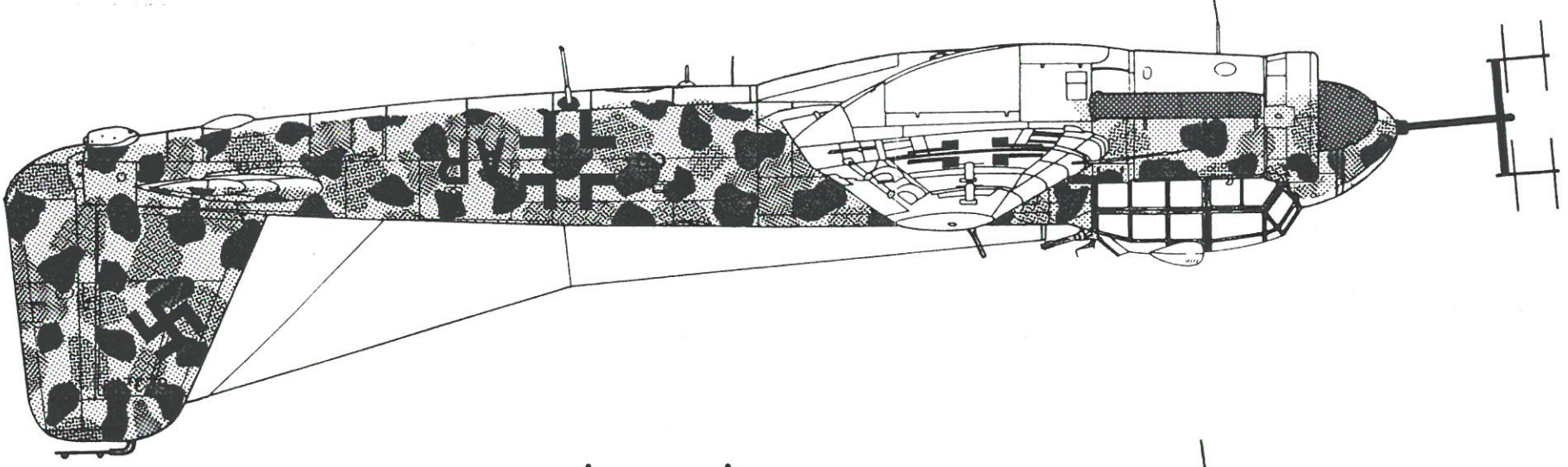


3) JU88 G-6b  
NJG 2

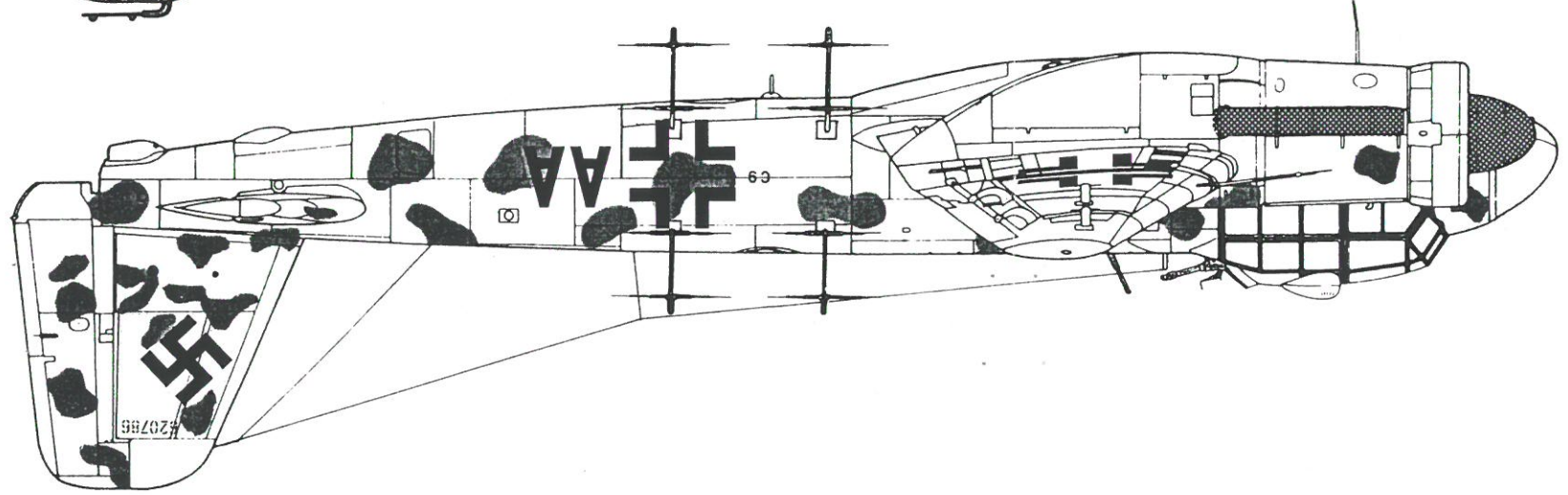




6) JU88 G-6c  
NJG 2




5) JU88 G-6c  
NJG 5








4) JU88 G-6c  
NJG 5

UPPER WING





FUSELAGE




FUSELAGE



UPPER WING



LOWER WING



BR BR

BB 4R 622338

HN

HN

620030 620030



4R 4R

9W 9W

AA

AA

NLTN

RYAR

620786

620786

C9 C9

D9 D9