

## Do 217 N2/R22 Conversion set

If you still have the Italeri Do 217 N1 kit unmade it may be because you knew the red codes on one of the decal options was wrong but could not paint or purchase RLM 77 grey codes. As for the other decal option '3C + IP,' you could not make that either as it was for a 'N2' – the subject of this simple conversion set.

The conversion set includes a replacement (lengthened) teardrop fairing, new belly-fairing plug and nose - with revised gun layout. The set also includes a better instrument panel, with circuit box and air canisters below. You will have to supply your own upward firing cannon. Any work you do to your model would be well complimented by the purchase of Falcon set No 15 for the Do 217 'E,N,J' canopy.

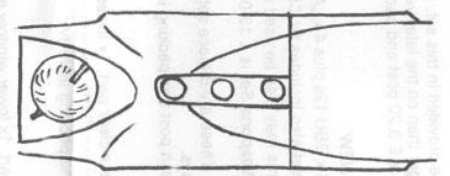
The work involved is quite simple...the resin teardrop fairing and gun nose directly replace the kit parts. Casting in clear resin that will not go 'yellow' is very expensive so you will have to either fill in the dorsal hatch and then make a vac form, or patiently secure an acetate square window in place. The instrument panel (complete with upper nose decking) is designed to fit after the removal of the kits upper nose decking (see drawing below). The resin belly plug is designed to fit after the removal of the lower bomb bay doors of the first two sections, as well as a small area to the sides and aft of the ventral gun position. This work is seen in the hatched area of the drawing below; the dotted line being the line of the replacement 'N2' resin part.

**Please note that a mask must be worn whilst sanding resin parts and that this conversion set is the work of an amateur – filler may be required, and I apologise if your set has one or two 'blow-holes.'** An attempt to keep these to a minimum has been made.

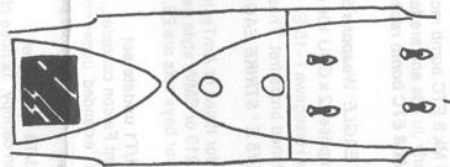
**Ref: Warpaint Vol 24, Wudawnictwo Militaria Vol 35, Osprey's Aircraft of the Aces Vol 20, Warplanes of the Luftwaffe – World Air Power.**

Conversion

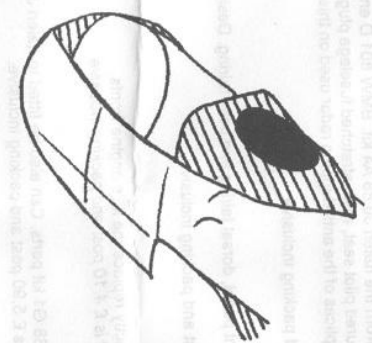
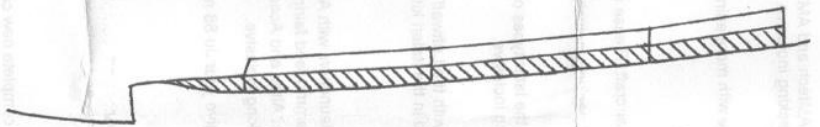
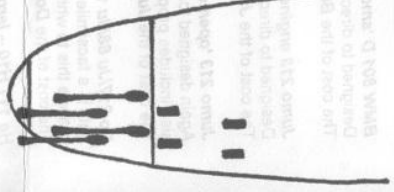
N1



N2



Both



© JC McIlmurray 2003

www.cscpaixmpics.com  
 For all of the latest products visit our Join Me page

