



Konverzní doplňková sada Conversion set

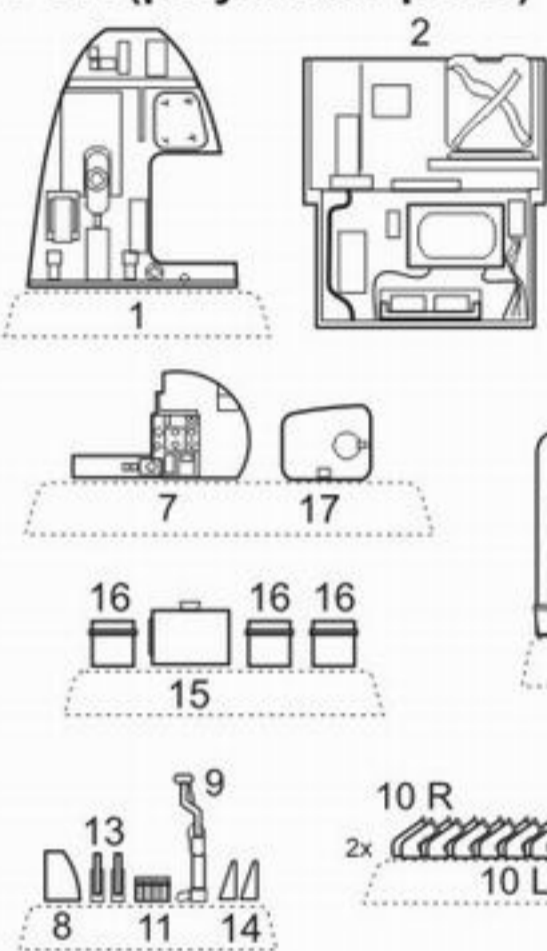
No 4108

1/48

Mosquito PR Mk. XVI

conversion set
for TAMIYA

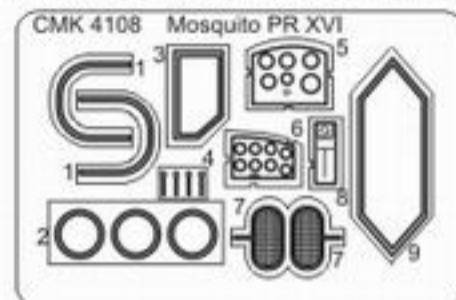
PUR (polyuretan parts)



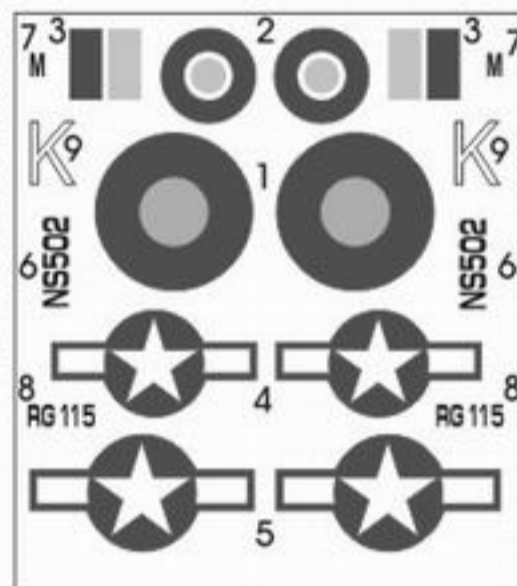
Film (F)



PP (photo etched parts)



DP (decal parts)



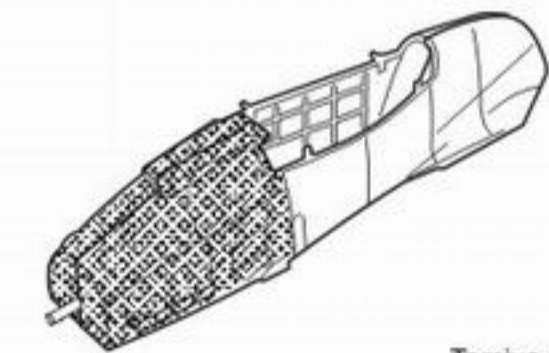
Clear parts (CP)



K lepení použít kyanoakrylátové lepidlo !! For gluing please use cyanoacrylate adhesive !!

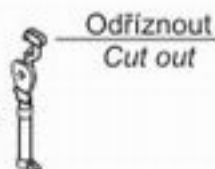
1 Úprava dílů modelu / Kit parts adaptation

Slepit podvozkové gondoly a odříznout motor až k přepážce v podvozkové šachtě - řez kontrolujte dle tvaru dílu PUR 3
Glue undercarriage nacelles and cut engine to wall in wheel well cut view compare with shape of part PUR 3

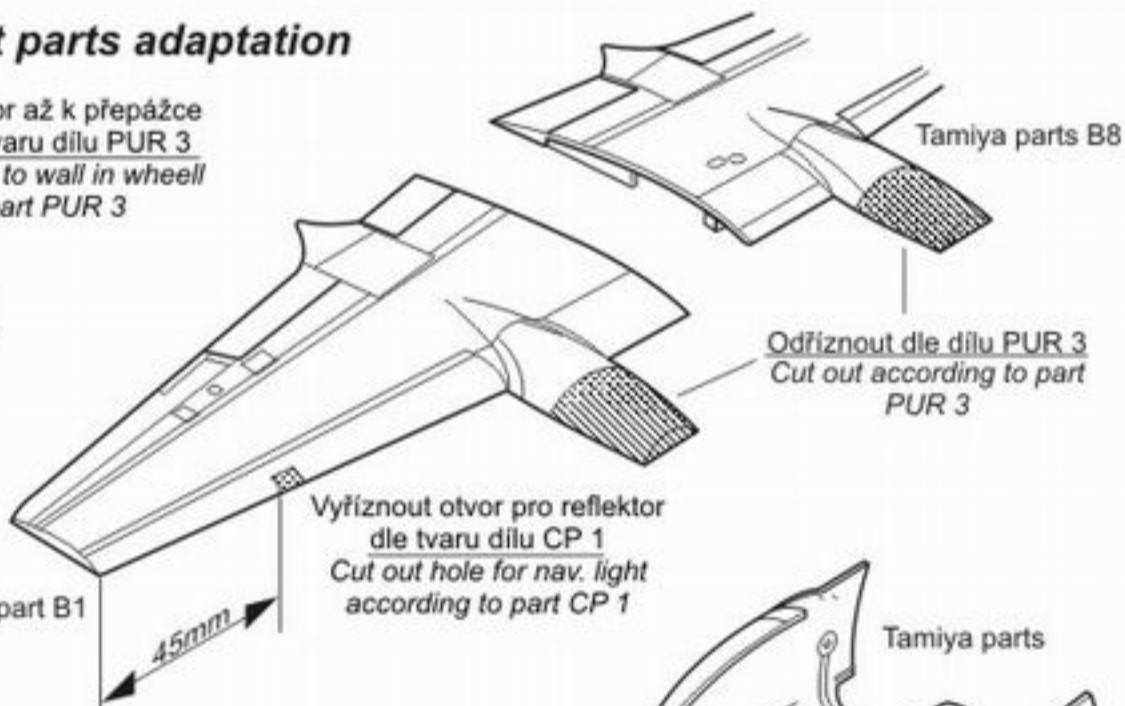


Tamiya parts
D3, D4 (D11, D12)

PUR 9



Odříznout
Cut out



Tamiya parts B8

Odříznout dle dílu PUR 3
Cut out according to part PUR 3

Vyříznout otvor pro reflektor dle tvaru dílu CP 1
Cut out hole for nav. light according to part CP 1

Tamiya part B1

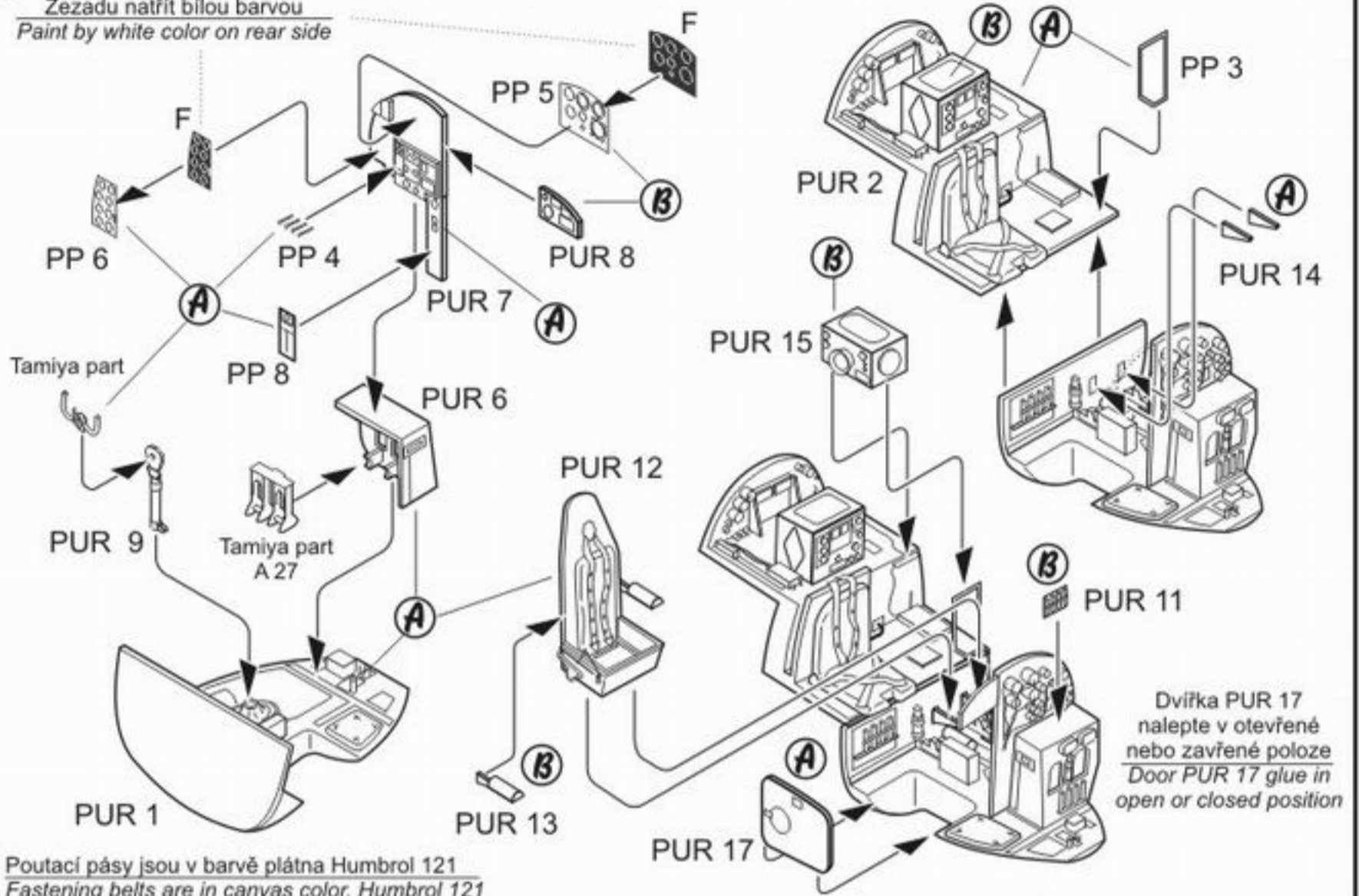
45mm

Tamiya parts

Zevnitř odbrousit žebrování a ztenčit
Original groins grind off and make thinner

2 Sestava interieru / Interior assembly

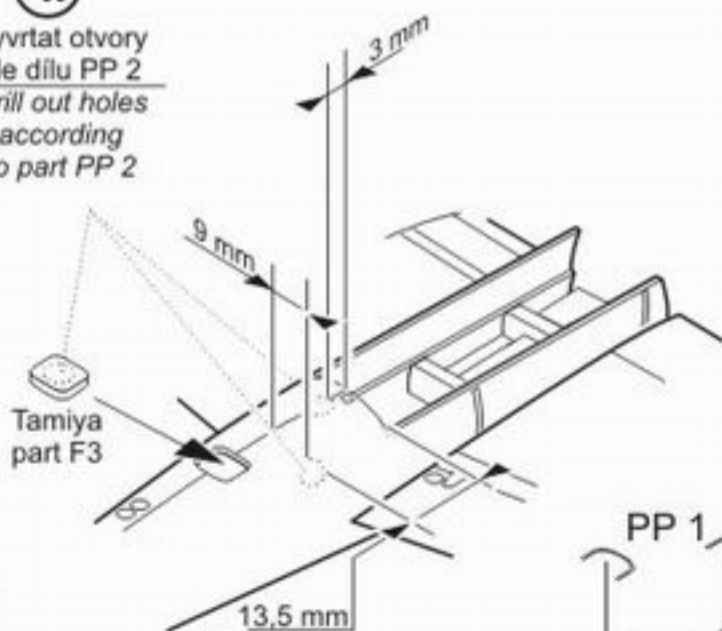
Zezadu natřít bílou barvou
Paint by white color on rear side



3 Montáž kamer do trupu / Mounting of cameras into fuselage

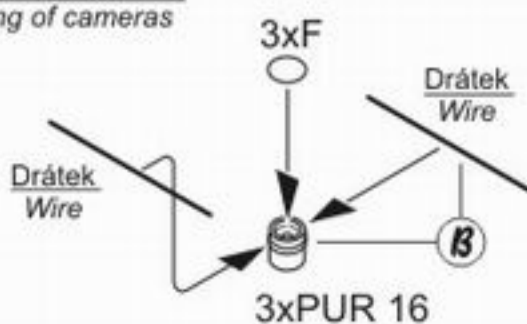
I.

Vyvrtnat otvory dle dílu PP 2
Drill out holes according to part PP 2



II.

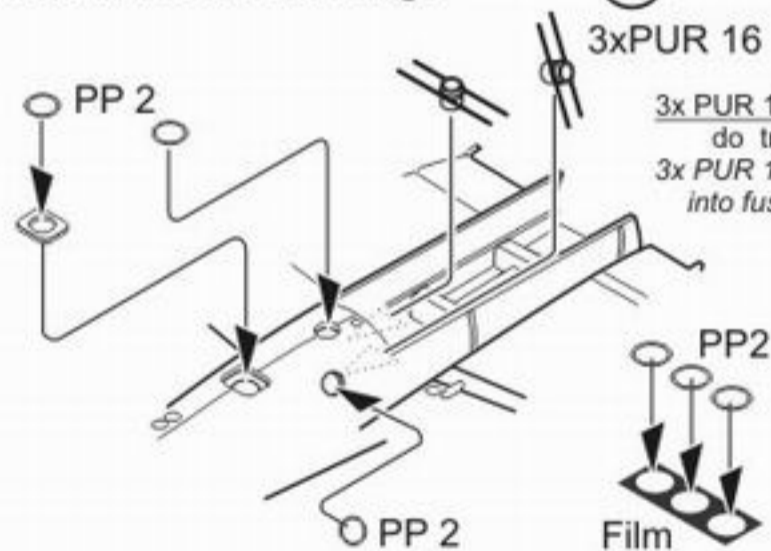
Montáž kamer
Mounting of cameras



III.

3x PUR 16

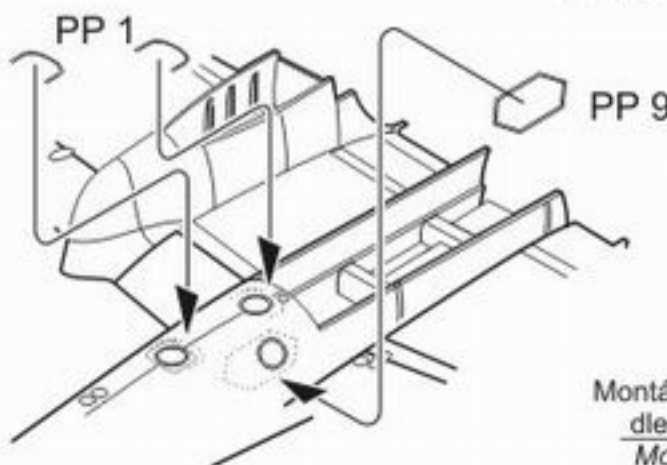
3x PUR 16 Vlepit do trupu
3x PUR 16 Paste into fuselage



Nalepit díly PP2 a vystřihnout
Glue parts PP2 and cut out

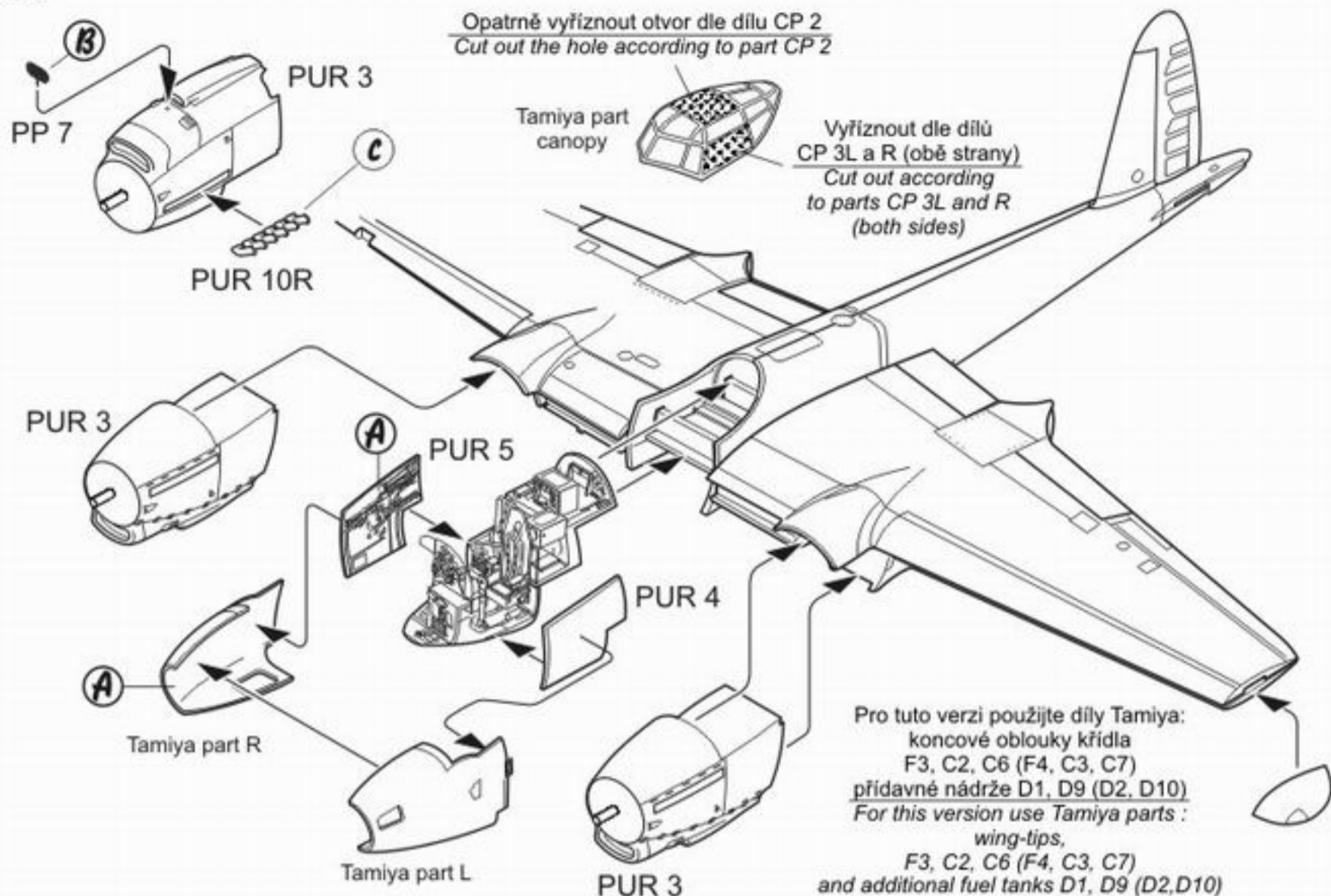
IV.

Montáž fotoleptaných dílů
Mounting of photoetched parts

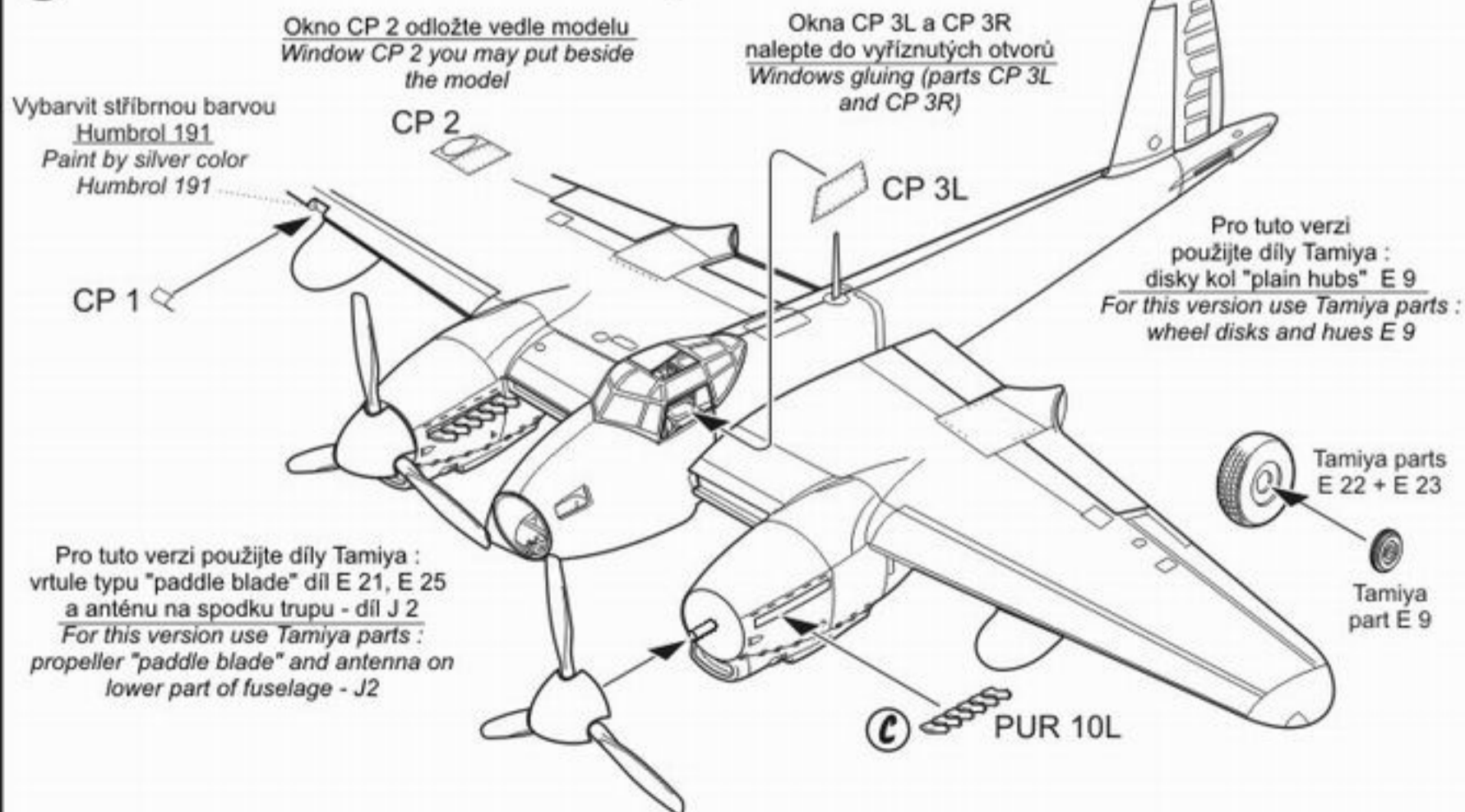


Montáž křídla dokončete dle návodu Tamiya
Mounting of wings complete according to Tamiya instruction

4 Montáž motorů a interieru / Mounting of engines and interior



5 Dokončení modelu / Final assembly



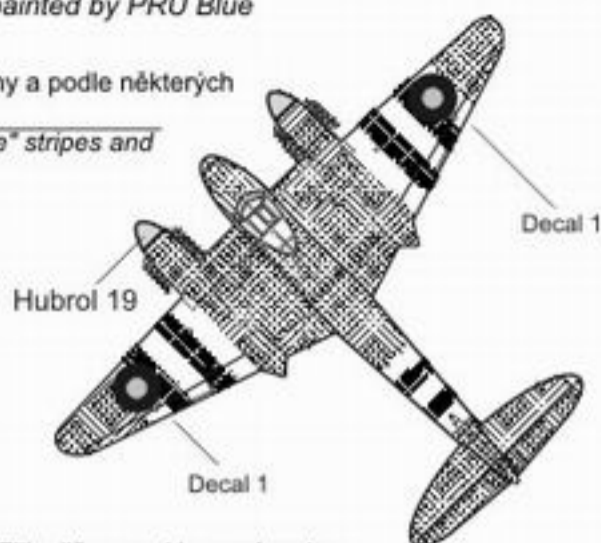
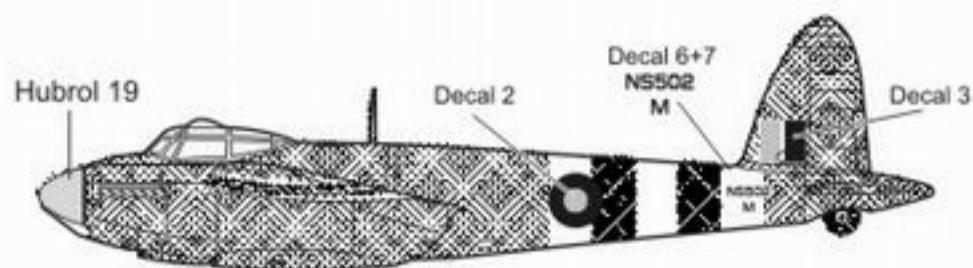
Pro další zlepšení vzhledu vašeho modelu použijte sadu / For future improvement of your model use set : CMK 4106 - Exterior set

Zbarvení a označení letounu / Painted and Marking of aircraft



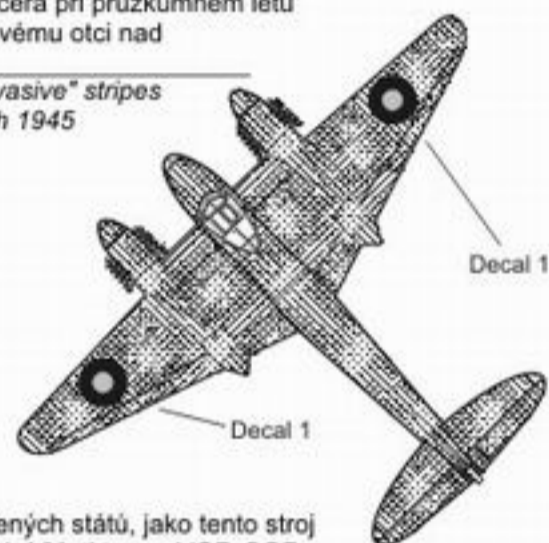
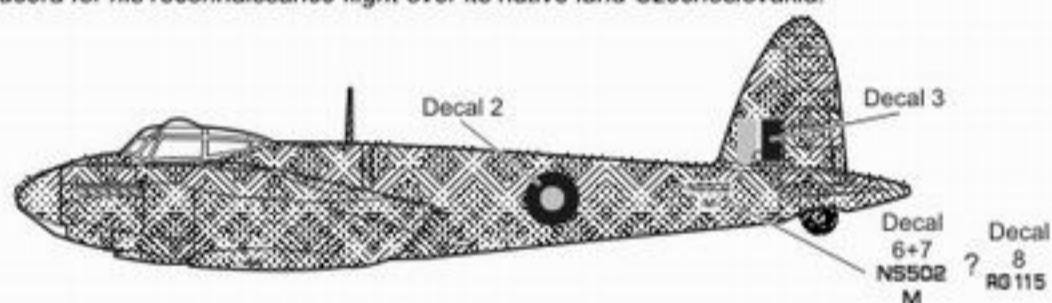
Průzkumný De Havilland Mosquito PR Mk.XVI výrobního č. NS502M nesl na všech plochách nátěr barvou PRU Blue, typický pro fotoprůzkumné letouny ve výzbroji RAF.
Reconnaissance De Havilland Mosquito PR Mk.XVI serial no. NS502M was painted by PRU Blue -typical for photo-reconnaissance RAF planes.

1. V r. 1944 bylo zbarvení uvedeného stroje z výzbroje 544. squadrony doplněno o invazní pruhy a podle některých pramenů také o červeně natřené vrtulové kužely.
In 1944 was marking of mentioned plane from armament of 544 Sqd. replenished with "Invasive" stripes and according to certain sources also with red painted spinners.



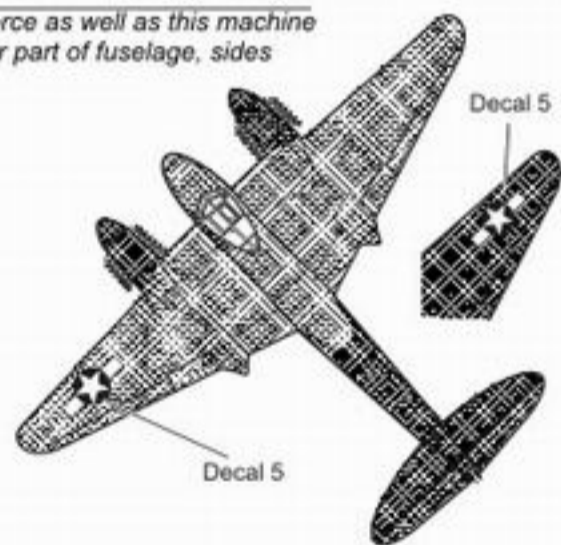
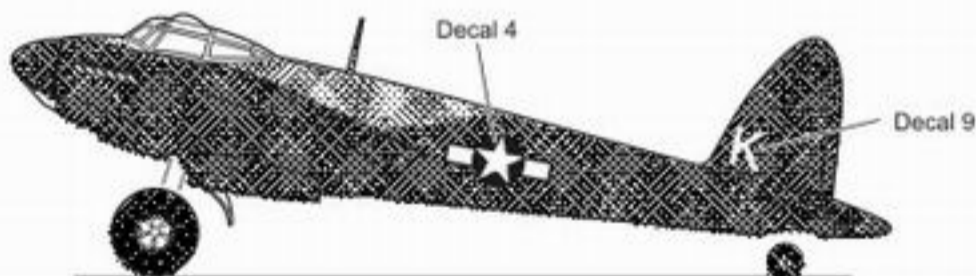
2. Stejný letoun, ale z období února 1945, kdy na něm létala československá osádka Kučera / Filip, již nenesl invazní pruhy, ani jiné známé doplňky. Na stejně zbarveném letounu, ale seriového č. RG115, v březnu 1945, J. Kučera při průzkumném letu nad Československem prolétl nad svým rodištěm, a shodou okolností měl možnost zamávat křídly svému otci nad rodným domem.
Same plane, but from Feb. 1945, when was flown by Czechoslovakian crew : Kučera/Filip had no "Invasive" stripes and any other known accessories on plane with same color scheme (serial no. RG115) was in March 1945 Ji. Kučera for his reconnaissance flight over its native land Czechoslovakia.


Same plane, but from Feb. 1945, when was flown by Czechoslovakian crew : Kučera/Filip had no "Invasive" stripes and any other known accessories on plane with same color scheme (serial no. RG115) was in March 1945 Ji. Kučera for his reconnaissance flight over its native land Czechoslovakia.



3. Několik Mosquit PR Mk.XVI ve fotoprůzkumné verzi létalo i ve službách 8th. AF leteckých sil Spojených států, jako tento stroj který sloužil v březnu 1945 u 492. bombardovací skupiny. Původní nátěr barvou PRU Blue byl na zadní části trupu, VOP, SOP, bocích a spodních plochách křidel a motorech, včetně vrtulových kuželů přetřeny černou barvou.
Several Mosquito planes PR Mk.XVI in photo-reconnaissance version was used in 8th. AF US Air Force as well as this machine used in service March 1945 by 492 Bomber Group. Original painted by PRU Blue color, was on rear part of fuselage, sides and lower wing surfaces and engines including spinners painted over by black paint.

Several Mosquito planes PR Mk.XVI in photo-reconnaissance version was used in 8th. AF US Air Force as well as this machine used in service March 1945 by 492 Bomber Group. Original painted by PRU Blue color, was on rear part of fuselage, sides and lower wing surfaces and engines including spinners painted over by black paint.



 Černá Humbrol 33
 Black Humbrol 33

Prameny / Sources : Aerodetail No.23

BARVY - COLORS

HUMBROL

(A)	Zelená / Green	105
(B)	Černá / Black	33
(C)	Rez / Rust	133
(D)	Petrolejová modrá / PRU Blue	50% 109 + 50% 128

CMK Mezilesí 718, Praha 9 - CZECH REPUBLIC, e-mail: cmk@mpm.cz

