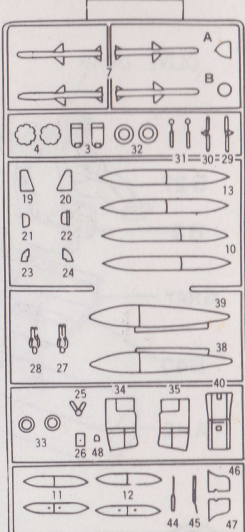
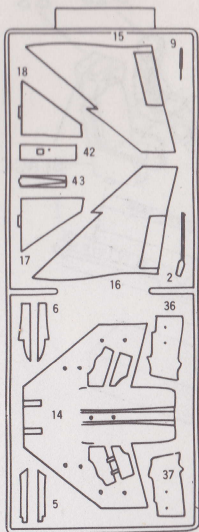


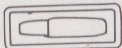
PARTS

《A》 PART

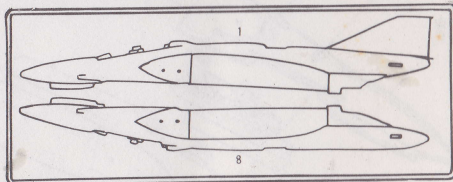
《B》 PART




TRANSPARENCY PART



FUSELAGE PART



Mc Donnell Douglas F-4E PHANTOM II



1/72

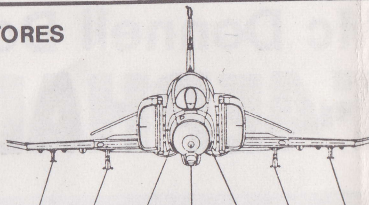
The McDonnell Douglas F-4E Phantom II, developed from the F-4C/D, is the first Phantom to carry a 20m/m Vulcan Cannon as the fixed armament. The air combat maneuver was improved by the wing leading edge air combat slats adopted from Block 48 aircraft. Moreover, TISEO (Target Identification Systems Electro Optical) was added to the left wing leading edge. The ARN-101 Mod antenna on top of the spine is also one of the visible features of the later models.

《Data》 Crew: 2, Wingspan: 11.71m, Length: 19.20m
 Height: 4.98m, Max. take-off weight: 24,950kg,
 Powerplant: J79-GE-17A × 2,
 Thrust: 5,380kg (8,120kg with A/B),
 Max. speed: Mach 2.2/12,200m,
 Fixed armament: M61A1 20m/m Vulcan Cannon × 1



READ THIS BEFORE YOU BEGIN

- Study the assembly drawings.
- Each plastic part is identified by a number.
- Check the fit of each piece before cementing in place.
- Do not use too much cement to join parts.
- Use only cement for polystyrene plastic.
- Model may be painted to match photos on box.
- Allow paint to dry thoroughly before handing parts.
- Scrape paint from areas to be cemented.
- For better paint and decal adhesion, wash the plastic parts in a mild detergent solution. Rinse and let air dry.

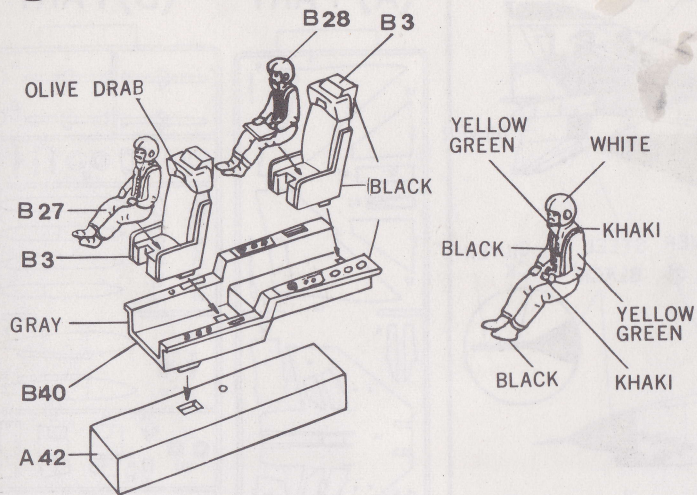
EXTERNAL STORES



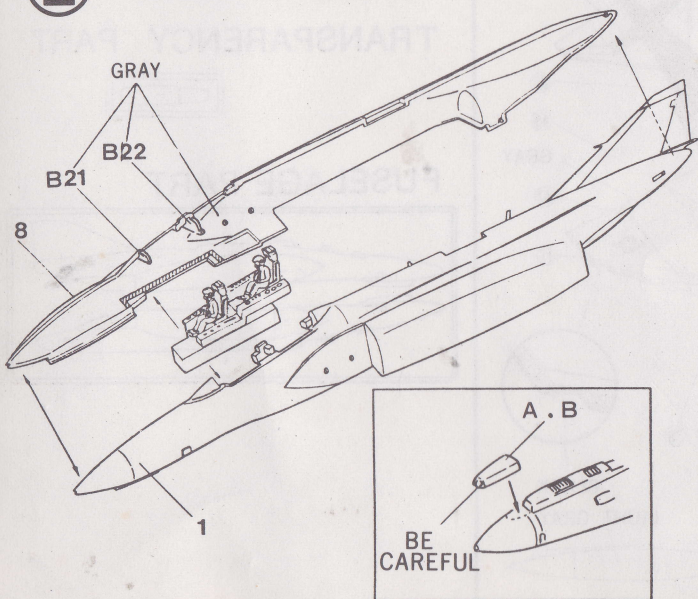
STA. No	9	8	7.6	5	4.3	2	1
MER※	●			●			●
TER※	●	●		●		●	●
Mk.82/Snakeye	●●●●	●●●		●●●●		●●●	●●●●
Mk.84	●			●			●
GBU-8/GBU-10	●	●		●		●	●
AIM-4D Falcon		●●				●●	
AIM-7 Sparrow			●●		●●		
AIM-9B/E/J Sidewinder		●●				●●	
AGM-12B/AGM-45	●	●				●	●
ALQ-119 ECM pod		●	●		●	●	
SUU-23	●			●			●
Tow Target System							●



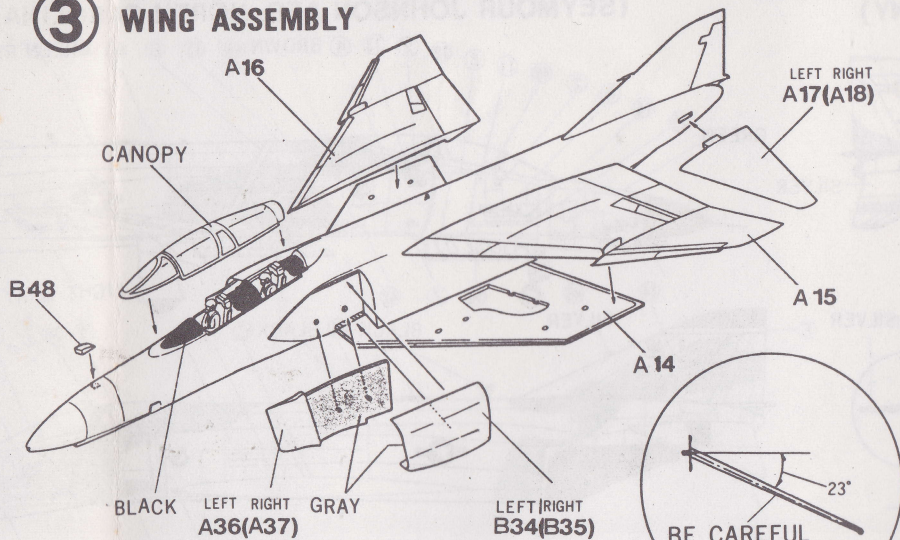
1 PILOT AND SEAT ASSEMBLY



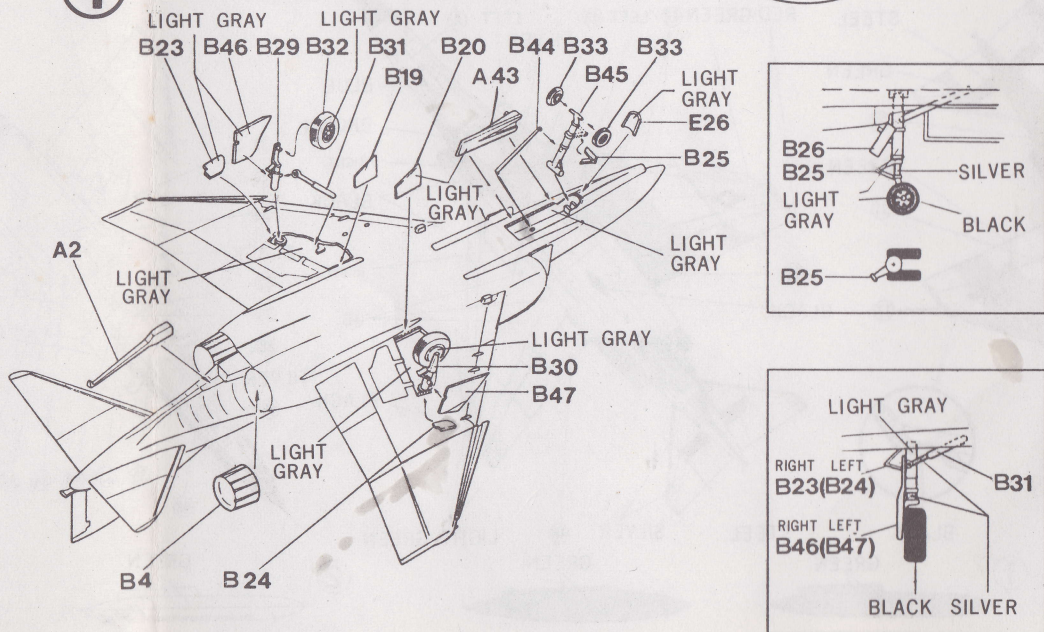
2 FUSELAGE ASSEMBLY



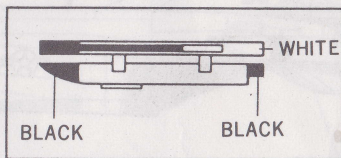
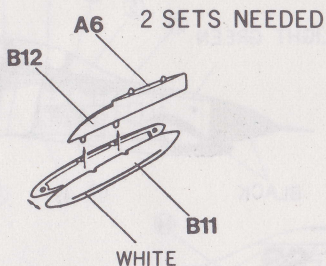
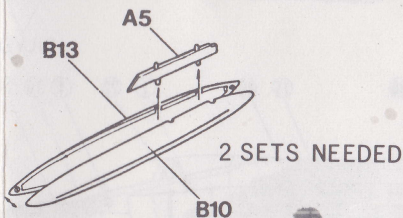
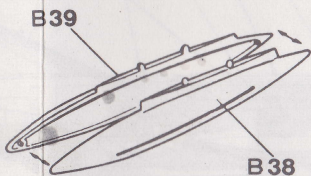
3 WING ASSEMBLY



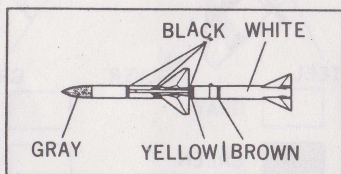
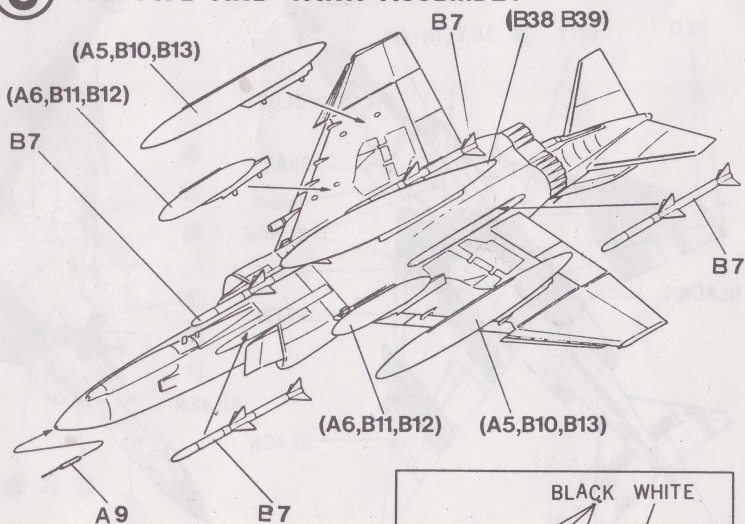
4 PARTS ASSEMBLY



5 TANK ASSEMBLY



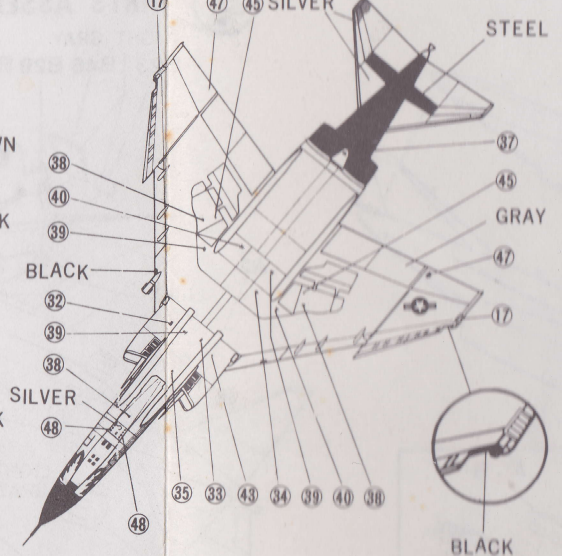
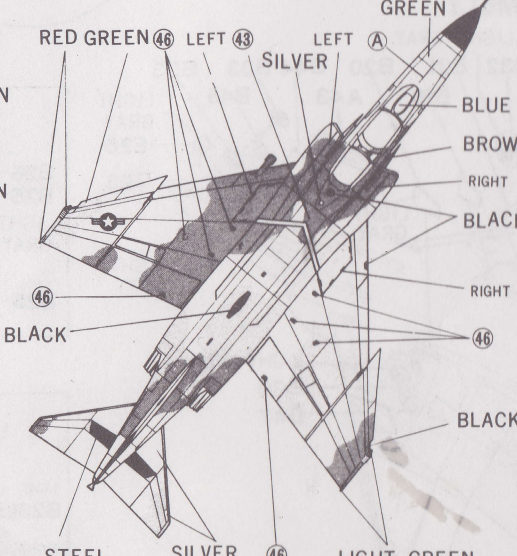
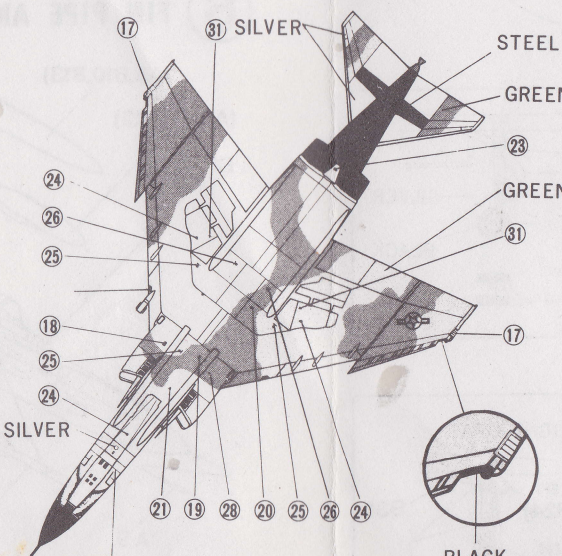
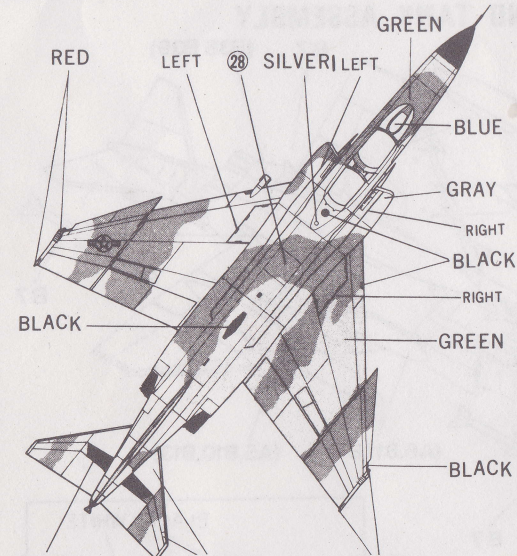
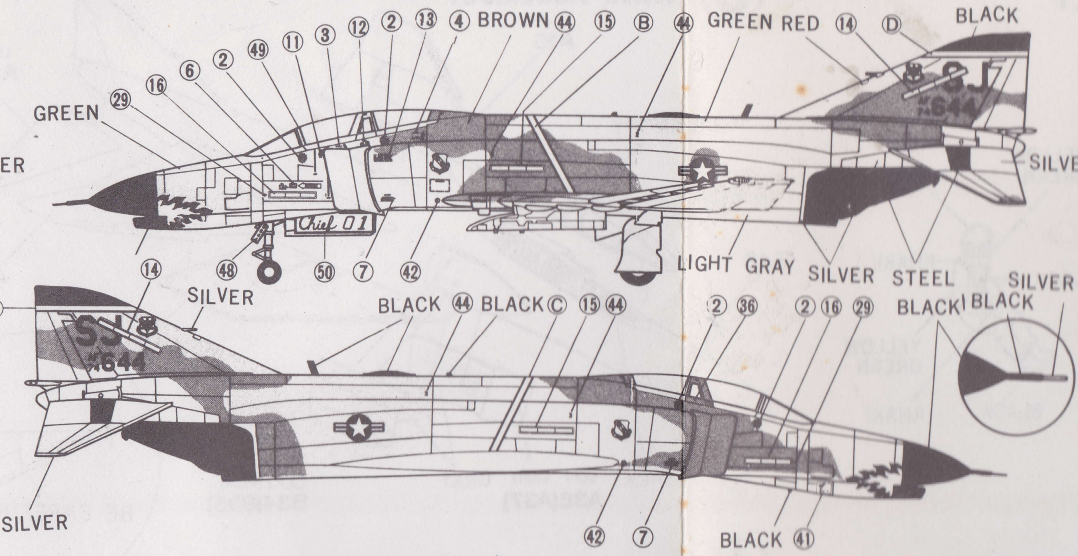
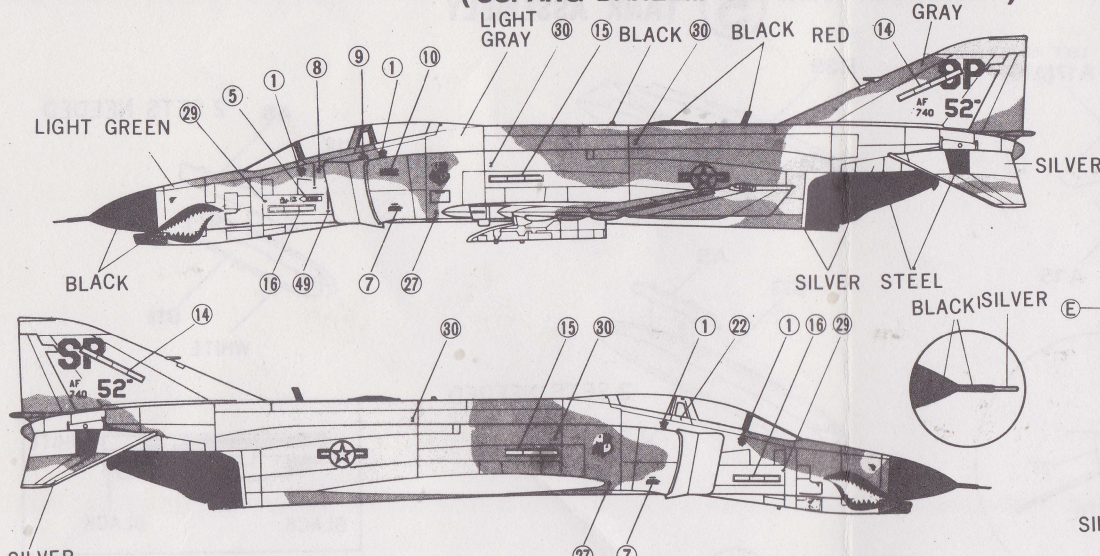
6 FIN PIPE AND TANK ASSEMBLY



DECAL AND PAINTING

COMMANDER'S AIRCRAFT, 480 TFS 52 TFW USAF (CSPANG DAHLEM AB. WEST GERMANY)

COMMANDER'S AIRCRAFT, 335 TFS 4TFW USAF "Maple Flag'81" (SEYMOUR JOHNSON AFB. NORTH CAROLINA)



	GRAY		GREEN		BROWN			GREEN			LIGHT GRAY
	GREEN		GREEN		LIGHT GRAY			GREEN			LIGHT GRAY