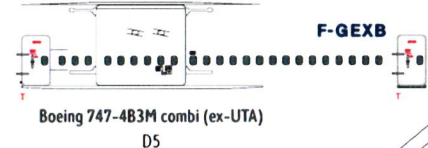
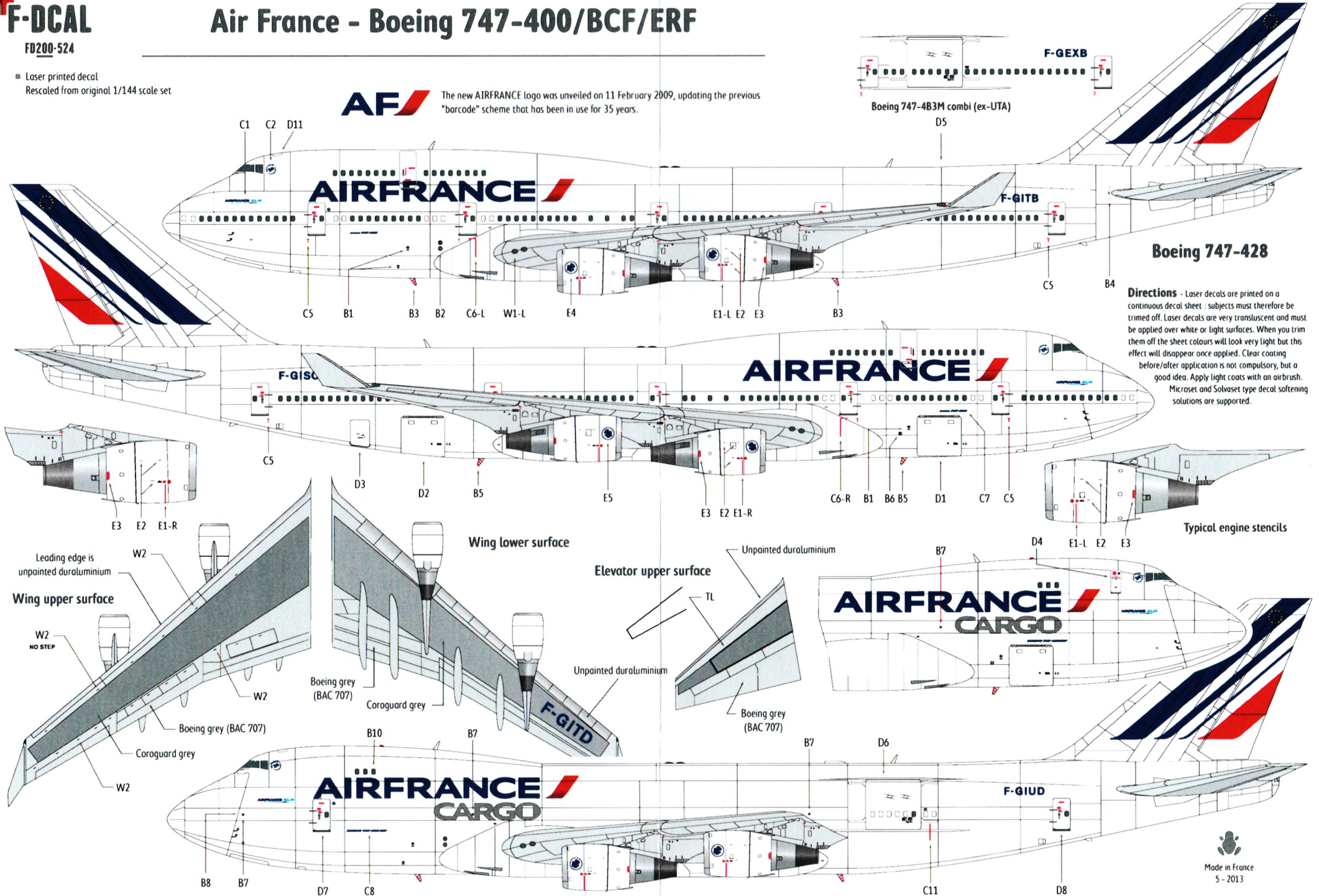


■ Laser printed decal
Rescaled from original 1/144 scale set

Air France - Boeing 747-400/BCF/ERF

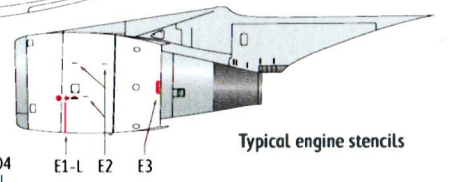
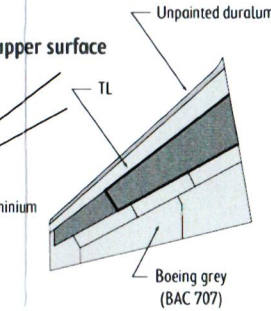
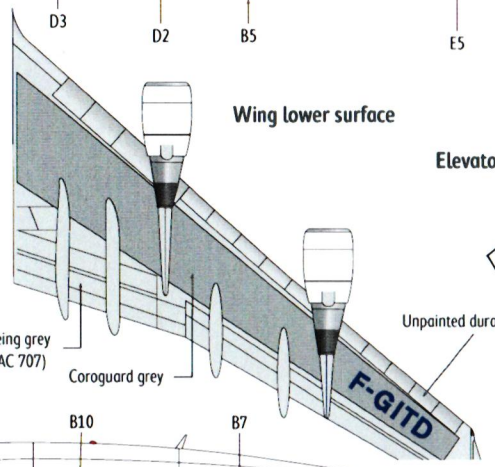
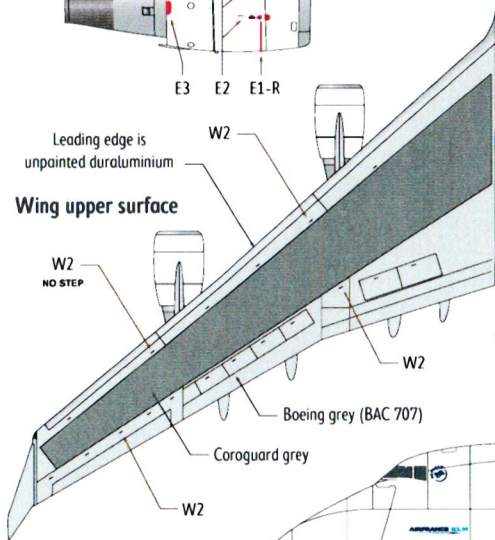


The new AIRFRANCE logo was unveiled on 11 February 2009, updating the previous "barcode" scheme that has been in use for 35 years.



Boeing 747-428

Directions - Laser decals are printed on a continuous decal sheet: subjects must therefore be trimmed off. Laser decals are very translucent and must be applied over white or light surfaces. When you trim them off the sheet colours will look very light but this effect will disappear once applied. Clear coating before/after application is not compulsory, but a good idea. Apply light coats with an airbrush. Microset and Solvaset type decal softening solutions are supported.



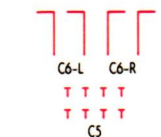

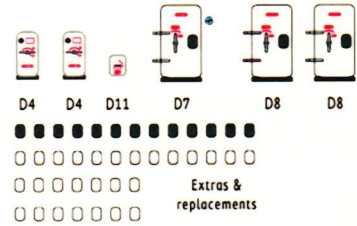
AIRFRANCE CARGO

AIRFRANCE CARGO

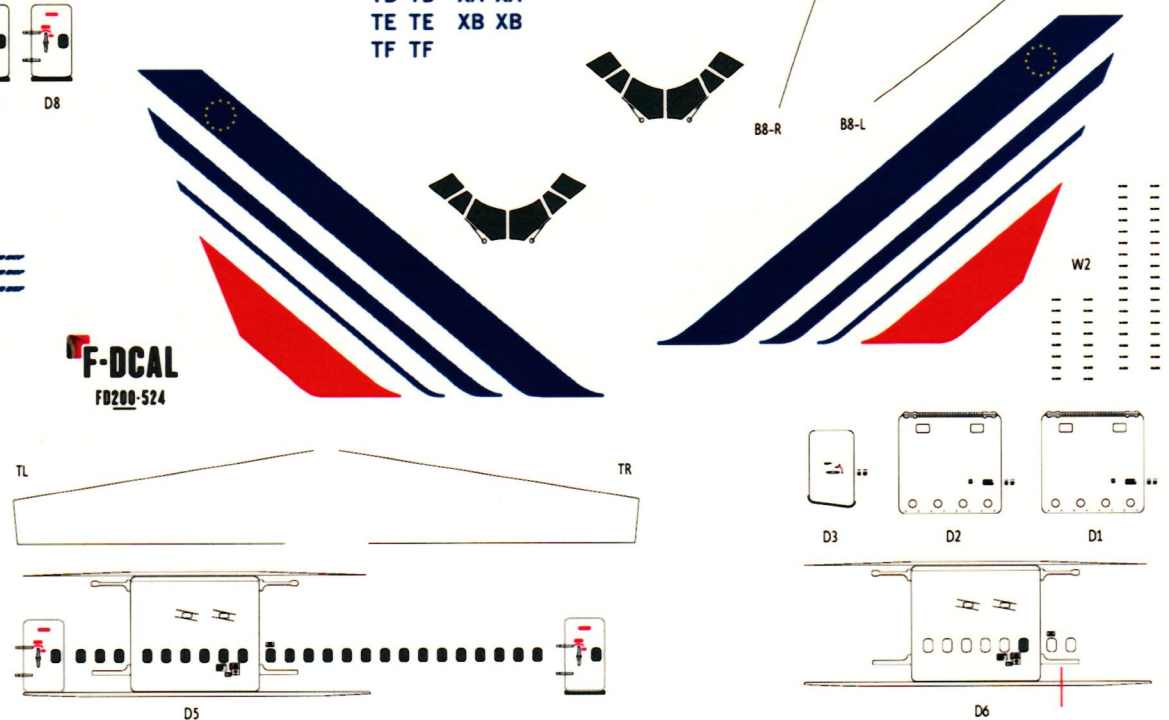
Nose gear door registration

SA SA TH TH
 SB SB TI TI
 SC SC TJ TJ
 SD SD UA UA
 SE SE UB UB
 SF SF UC UC
 TA TA UD UD
 TB TB UE UE
 TD TD XA XA
 TE TE XB XB
 TF TF

F-GEX F-GIS F-GITD F-GIU




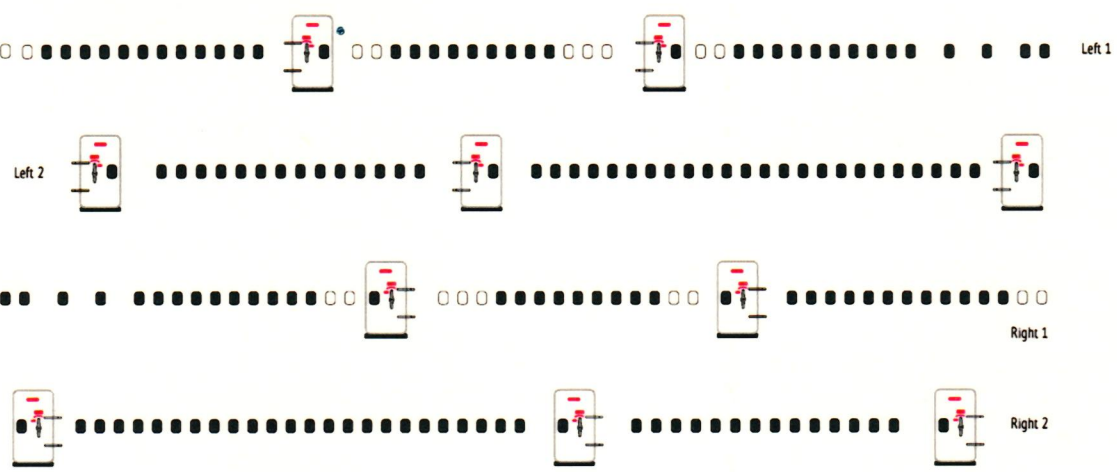
Air France Boeing 747-400/BCF/ERF



F-DCAL Air France - Boeing 747-400/BCF/ERF

FD200-524 • Laser printed decal, rescaled from original 1/144 scale set

Fuselage registration



F-GEXA F-GEXA
 F-GEXB F-GEXB
 F-GISA F-GISA
 F-GISB F-GISB
 F-GISC F-GISC
 F-GISD F-GISD
 F-GISE F-GISE
 F-GISF F-GISF
 F-GITA F-GITA
 F-GITB F-GITB
 F-GITD F-GITD
 F-GITE F-GITE
 F-GITF F-GITF
 F-GITH F-GITH
 F-GITI F-GITI
 F-GITJ F-GITJ
 F-GIUA F-GIUA
 F-GIUB F-GIUB
 F-GIUC F-GIUC
 F-GIUD F-GIUD
 F-GIUE F-GIUE