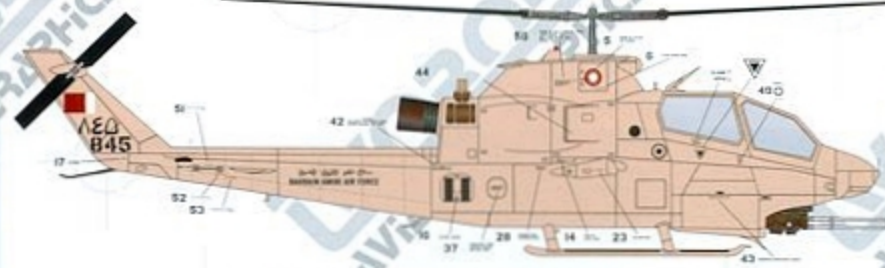
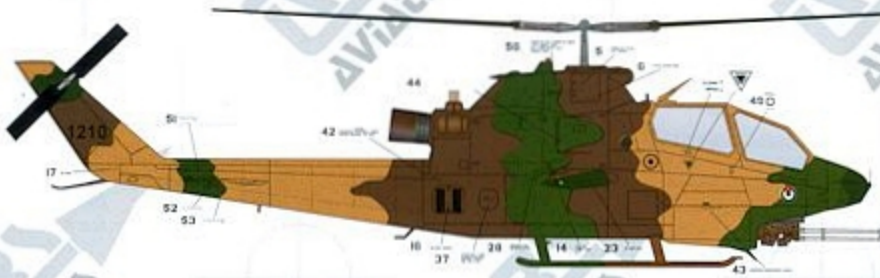
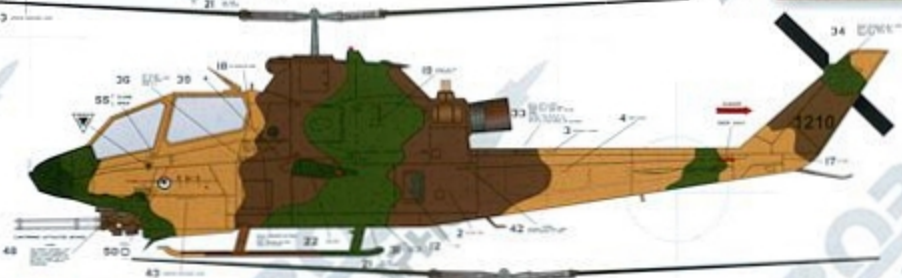
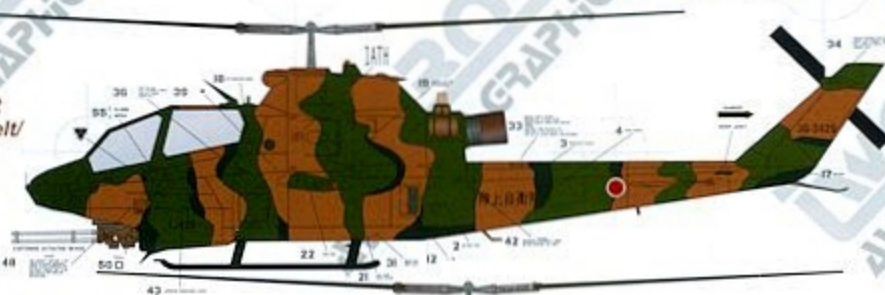


# AH-1S Foreign User Cobras

Two Accurate, Two Colorful  
Twobobs!

Recommended Kits:  
Monogram 1/48 AH-1S Cobra  
Eduard AH-1S Cobra Detail Set  
True Details Helicopter Seat Belt/  
Rudder Pedals  
True Details Helicopter Cable  
Cutters

Cockpit and gun photos are  
courtesy of Richard Marshall.  
Thanks Richard!!



Special thanks to the folks at  
Bell/Textron and Richard Soto  
from [www.aircav.com](http://www.aircav.com)  
for the help on this sheet!

Thanks guys!!

Check out David Campbell's awesome  
helo modeling site at:  
<http://www.angelfire.com/ca4/himp/home.html>



**F350219**  
 Testors MM 1742  
 Humbrol HU09  
 Gunze Sangyo H310



**F354096**  
 Testors MM 2027  
 Humbrol HB01  
 Gunze Sangyo H320

**F337038**  
 Testors MM 1712  
 Humbrol HU08  
 Gunze Sangyo H340



**F357058**  
 Testors MM 1749  
 Humbrol HU12  
 Gunze Sangyo H012



**F350400**  
 Testors MM 2021  
 Humbrol 3\* HU63 + 3\* HU118 +  
 3\* HU34 + 2\* HU21  
 Gunze Sangyo

**F350140**  
 Testors MM N/A  
 Humbrol 4\* HU110 + 2\* HU62 +  
 1\* HU113  
 Gunze Sangyo H037



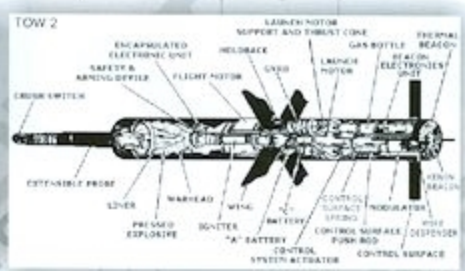
**F353531**  
 Testors MM 1706  
 Humbrol IAF3  
 Gunze Sangyo H313



**Note:**  
 You're going to find some stencil data left over after you decal this guy up.

There are some generic stencils that go on the "G" version of the Cobra that won't make it onto a F/S version. We went ahead and included it on the sheet. Most of it is too small to read so we figured you folks could always use it for missile markings, etc...

Also, the JGSDF helo DOES NOT have any of this US stencil data applied. This is a license built machine (Mitsubishi Heavy Industries). We show the placement just in case you want to "dress it up" a little with the provided stencil decals.



TOW Anti-Tank Missile

Still the "meat and potatoes" anti-tank missile in the attack helicopter world.

There are currently five versions of this missile with the TOW 2B being the most lethal. This version has the capability to attack targets from above where armor is most vulnerable. Once above the target, the missile's two Explosively Formed Penetrator (EFP) warheads explode and the blast is directed downward at the target.

Twobobs' goal is to provide you with the most thoroughly researched decals that money can buy. We go beyond using traditional reference resources and many times speak with the actual aircrews and maintainers of our subject matter. Being modelers ourselves, we understand that there is no substitute for this painstaking research and we are proud to offer, what we feel, are the best decals on the market. If you have any subject matter that you feel should be the next Twobobs creation, let us know. We'll be happy to listen to any and all customer input.