

# NWAM0625

1/48 scale



## Pilatus AU-23A Peacemaker, PC-6C/H-2, PC-6C/B2-H2, PC-6 B2/H4 BASIC kabuki masks

for Roden 439, 440, 443, 444 and 449 kits

<http://mek.kosmo.cz/newware>

tom.nwkits@seznam.cz

### Important:

Let the sprayed color dry before applying masks. Remove masks very carefully after painting.

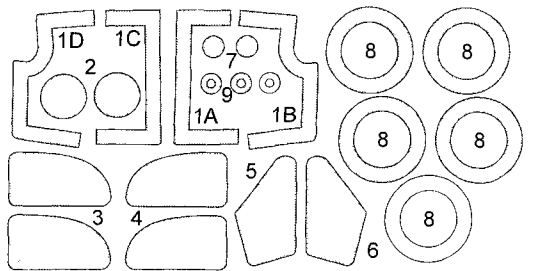
Where the mask is divided into A and B parts, first apply part A, next part B

The set does not include masks for all areas, so mask the rest with masking tape or liquid mask.

K kit part

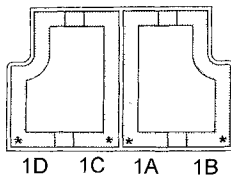
\* start placing the mask from this point

Placing wet masks on wet surface is recommended, except those marked by **W**



white - spare parts

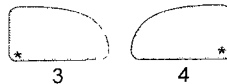
K 1H



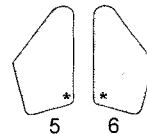
K 4H



K 5H



K 6, 7, 8H



K 2H

