

4198**JAS 39D Gripen****1/48**

Interior set for ITALERI

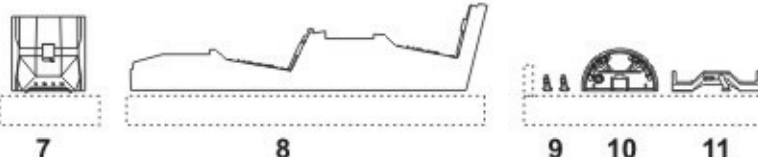
Visit an official website and e-shop at

www.cmkkits.com**Polyurethane parts PUR**

1R 2R 3L 4L

5

6



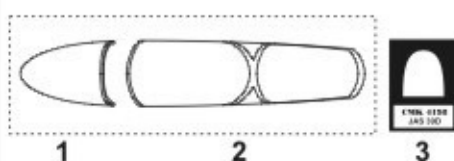
7

8

9

10

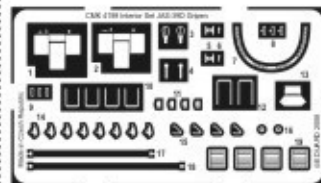
11

Clear parts CP

1

2

3

Photoetched parts PP**NEW ITEMS SETS 1/48****4082 L-39C** - interior set for MPM**4083 L-39C** - exterior set for MPM**4116 F-16A** - armament set for Hasegawa**4117 F-16A** - interior set for Hasegawa**4142 Hawk** - interior set for Airfix**4143 Hawk** - undercarriage set for Airfix**4144 Hawk** - control surfaces set for Airfix**4148 JAS 39C** - interior set for Italeri**4149 JAS 39C** - undercarriage set for Italeri**4150 JAS 39C** - control surfaces set for Italeri**4196 JAS 39D** - undercarriage set for Italeri**4198 JAS 39D** - interior set for Italeri

Díly ohnuté popř. pokroucené vlivem teplotních změn a stárnutí materiálu, mohou být narovnané do požadovaného tvaru pomocí proudu teplé vody nebo vzduchu (fén na vlasy). Různé drátky a tyčinky nejsou přiloženy.

K lepení použijte kyanoakralátové lepidlo.

Kontaktní plochy doporučujeme před lepením odmastit.

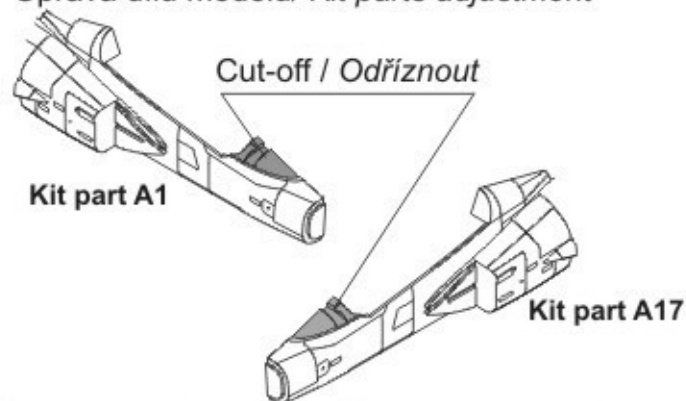
Parts slightly distorted and bended owing to temperature changes or due to material ageing can be straightened to requested shape by hot water or hot air jet. (hair dryer). Wires and holes not included.

This process can be repeated till result is entirely satisfactory.

For best results gluing use cyanoacrylate glue. Contact areas ungrease is recommended before gluing

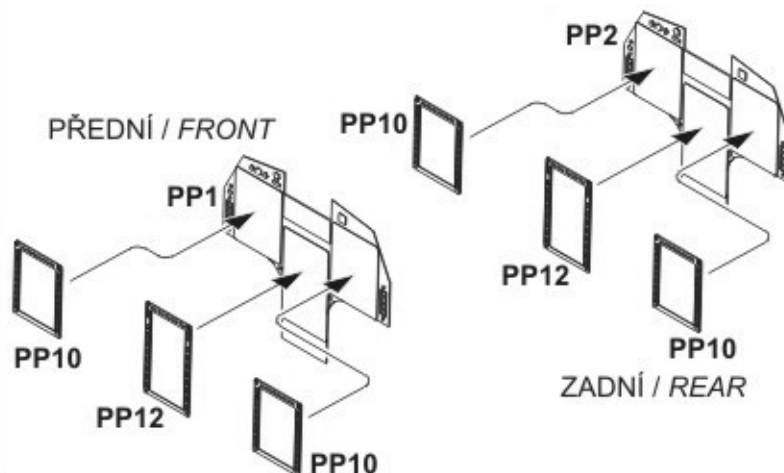
BARVY / COLORS**HUMBROL**

A	Světle šedá / Light grey	127
B	Černá / Black	33
C	Olivová / Olive drab	155
D	Šedo zelená / Olive drab	66

① Úprava dílů modelu/ Kit parts adjustment

Kit part A1

Kit part A17

② Sestavení palubní desky/ Instrument panel assembly

PŘEDNÍ / FRONT

PP10

PP2

PP1

PP12

PP10

PP12

PP10

PP10

ZADNÍ / REAR

③ Sestavení kokpitu/ Cockpit assembly

