

4149

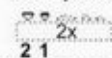
JAS 39A/C Gripen

1/48

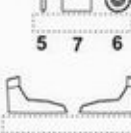

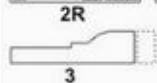
undercarriage set for ITALERI

Metal parts MP

Clear parts CP



Polyurethane parts PUR



Díly ohnuté popř. pokroucené vlivem teplotních změn a stárnutí materiálu, mohou být narovnány do požadovaného tvaru pomocí proudu teplé vody nebo vzduchu (fén na vlasy). Různé drátky a tyčinky nejsou přiloženy.

K lepení použijte kyanoakrylátové lepidlo.

Kontaktní plochy doporučujeme před lepením odmastit.

Parts slightly distorted and bended owing to temperature changes or due to material ageing can be straightened to requested shape by hot water or hot air jet. (hair dryer). Wires and holes not included.

This process can be repeated till result is entirely satisfactory.

For best results gluing use cyanoacrylate glue. Contact areas ungrease is recommended before gluing

Navštivte naše stránky / Visit an official website

www.cmkkits.com

NEW ITEMS SETS 1/32

4139 F-117A - interior set for

Tamiya

4136 Ki-84 Hayte - armament set for

Hasegawa

4140 F-117A - armament set for

Tamiya

4132 A6M5 Zero - interior set for

Hasegawa

4135 Ki-84 Hayte - interior set for

Hasegawa

4168 F2A Buffalo - control surfaces set

for Special Hobby/
Classic Airframes

BARVY / COLORS

HUMBROL

A Bílá / White

22

B Stříbrná / Silver

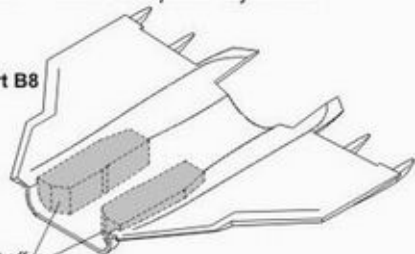
11

C Černá / Black

33

① Úprava dílů modelu/ Kit parts adjustment

Kit part B8

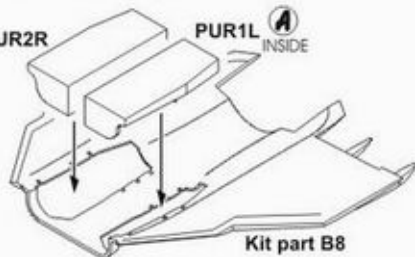


Odříznout / Cut-off

② Montáž hlavních podvozkových šachet/
Main wheel well bays mounting

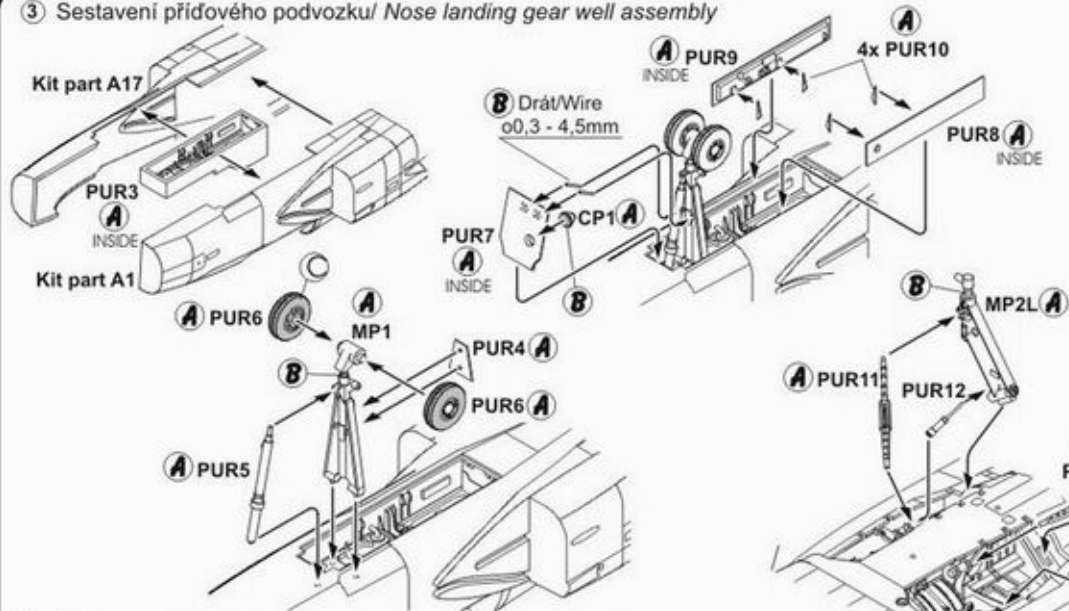
A PUR2R
INSIDE

PUR1L
A INSIDE



Kit part B8

③ Sestavení příďového podvozku/ Nose landing gear well assembly



④ Sestavení hlavního podvozku/ Main landing gear well assembly

