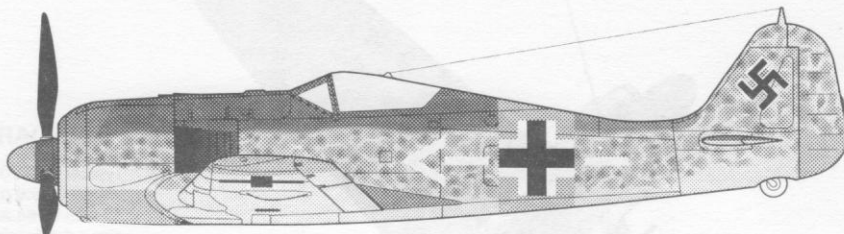


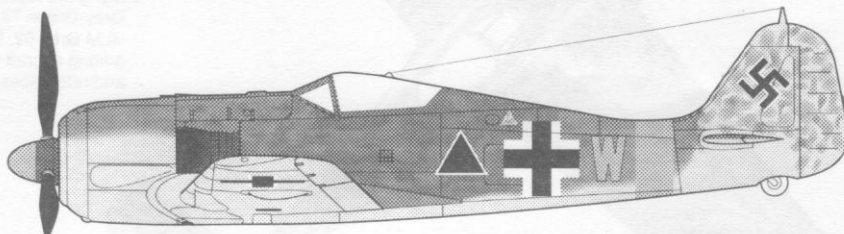
Focke Wulf FW 190A-5

MINISTRY of SMALL AIRCRAFT PRODUCTION

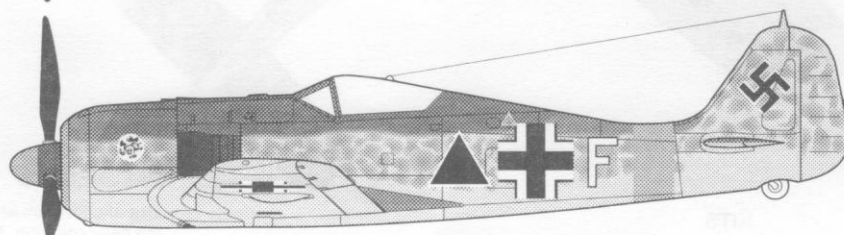
FW 190A-5 of an unidentified unit on the Eastern front. Finish is Grey-Green 74 and Grey-Violet 75 uppersurfaces with Light Blue 76 undersurfaces and sides. The fuselage sides have been heavily dappled with the darker grey. Bottom of rudder, underside of the nose, tip of the spinner, fuselage band, and wingtips (approx. 1m) are yellow.



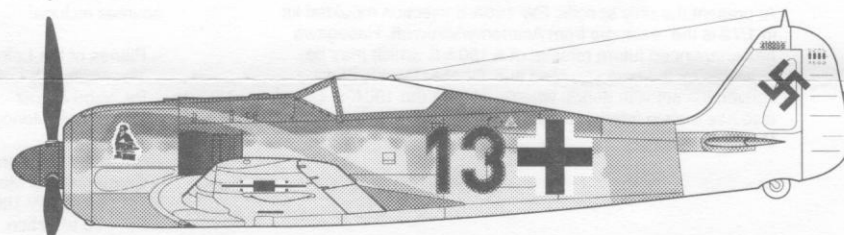
FW 190A-5 of Sch.G 1, Russia 1943. On this aircraft the uppersurface colours of Gray-Green 74 and Gray-Violet 75 are carried well down the fuselage sides, with the exception of the nose area. Undersurfaces are Light Blue 76. Fuselage band is yellow, as is the spinner nose.




FW 190A-5 of I/Sch.G 1, Russia 1943. The aircraft uppersurfaces are camouflaged in Gray-Green 74 and Gray-Violet 75. Undersurfaces and sides are Light Blue 76, mottled with the darker grey. Fuselage band is yellow, as is the spinner nose, and armoured cowling ring.



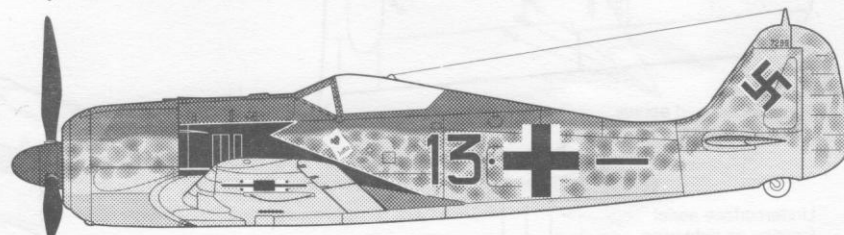
FW 190A-5/U-12, 410266, of Oblt. Erich Hondt, 2/JG 11, October 1943. Aircraft is finished in standard scheme of RLM 74 and 75 uppersurfaces with 76 sides and undersurfaces (including the u/c doors). The fuselage sides are lightly mottled with the darker grey. The aft fuselage and vertical tail is white, with the werk number on a patch of grey background. The fuselage band and stripes (constant width) atop the nose and down the sides are yellow as is the bottom of the cowling. Spinner is black-green 70. (Note: This aircraft has the small inboard undercarriage doors.)



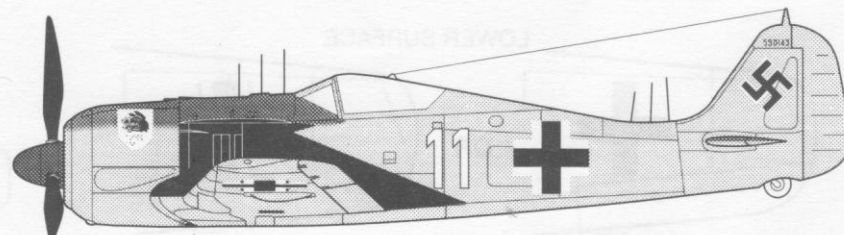
FW 190A-5 of JG 54 in one of that unit's unusual camouflage schemes. The machine appears to have an uppersurface pattern of RLM 70, 71 and a lighter colour half way between 71 and 02, with light blue 76 undersurfaces. (Refer to colour photo in Luftwaffe Painting Guide, p. 48) The fuselage band, lower rudder and lower nose are yellow. The nose ring is white, and the spinner is RLM 70 with a quarter white segment.



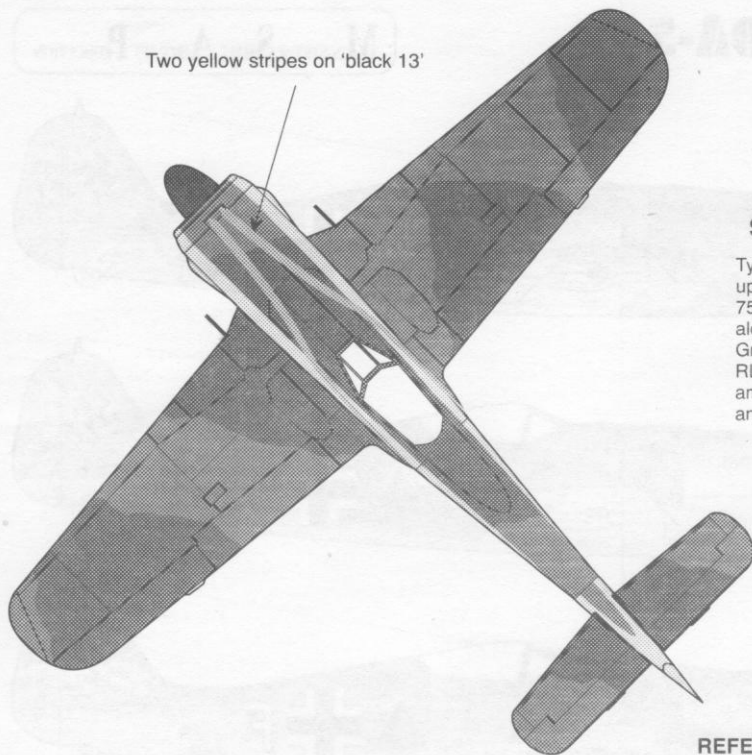
FW 190A-5, W.Nr. 7298, of Oblt. Josef (Pips) Priller, JG 26, Belgium 1943. The aircraft uppersurfaces are camouflaged in Gray-Green 74 and Gray-Violet 75. Undersurfaces and sides are Light Blue 76, mottled with the darker grey. Spinner is RLM 70. Underside of cowling is yellow. Black exhaust area on fuselage sides with a thin white outline along the top and rear edge.



FW 190A-6/Neptun, W.Nr. 550143, of Oblt. Fritz Krause, NJG 10. The aircraft uppersurfaces are camouflaged in Gray-Green 74 and Gray-Violet 75 (on fuselage, only forward of the windscreen). Undersurfaces and sides are Light Blue 76. Spinner is RLM 70. Black exhaust area on fuselage sides, which extends onto wing roots, halfway through the inner gun covers. The aircraft has an exhaust glare shield (as in the Hasegawa 190A-8/R-11 kit), and no inner gear doors. Rod aeriels mounted before windscreen, in front of fin, top of both wings, and below right wing.



Two yellow stripes on 'black 13'



STANDARD CAMOUFLAGE SCHEME

Typical Fw 190A camouflage scheme consisting of an upper surface pattern of Grey-Green 74 and Grey-Violet 75 with sides and undersurface in Light Blue 76. Mottling along the fuselage sides and fin was usually sprayed in Grey-Green 74, but occasionally in combination with RLM Grey 02. Differences in pattern and application among aircraft were not uncommon. Refer to drawings and references for specific aircraft variations.

KITS

At present the only specific FW 190A-5 injection moulded kit in 1/72 is the example from Academy/Minicraft. Hasegawa has announced future release of a 190A-5, which may be available by the time you read this. Cooper Details offers a conversion set with doors, wheels, etc. for the 190A-5. Cooper also has a resin interior detail set for FW 190A-8, A-5, F-8, D-9, A-6, etc.

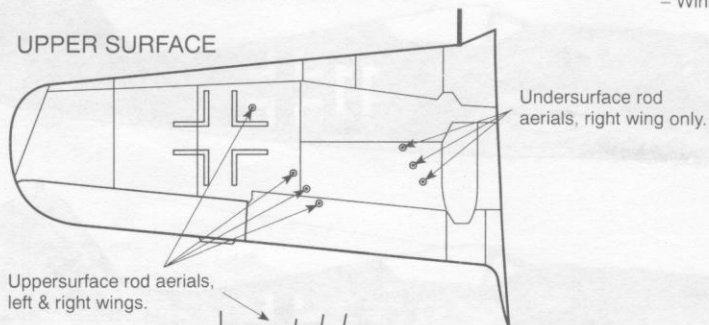
REFERENCES

Like aircraft such as the Me 109, references for the Fw 190A are fairly common. Some of the more readily available sources include:

- Planes of the Luftwaffe Fighter Aces, Vols. 1 & 2, by B. Barbas
- The Modellers Luftwaffe Painting Guide, by Smith, Pentland & Lutz
- The Official Monogram Painting Guide for German Aircraft 1935-1945
- Stuka, by G. Aders & W. Held
- Camouflage & Markings of the Luftwaffe Aircraft, Vol. 1
- Me 109 vs FW 190, Koku-Fan Illustrated #57
- FW 190 In Action, Squadron/Signal
- öfh nachrichten, issue 2/92
- Various issues of Airfoil Journa
- Plastic Kits Revue (Czechoslovakia) #6 1992
- Wingspan, April 1985 (good Neptun details)

WING MARKINGS

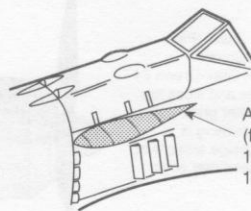
UPPER SURFACE



Uppersurface rod aerials, left & right wings.

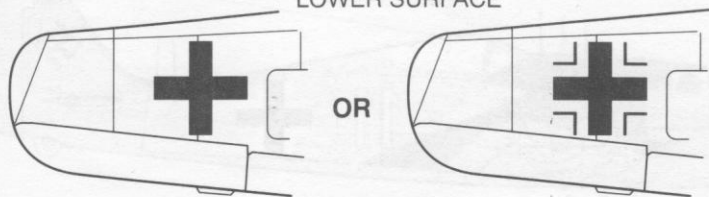
Undersurface rod aerials, right wing only.

Undersurface aerial location on right wing



Anti-glare exhaust shield (from Hasegawa 190A-8/Fi-11 kit) on 190A-6/Neptun

LOWER SURFACE



OR

MINISTRY of SMALL AIRCRAFT PRODUCTION

Box 94, Stn. A, Hull, Québec, J8Y 6M7, Canada