

Israeli Air Force
B-17G Flying Fortress
PBY-5A Catalina
Bristol Beaufighter



IsraDecal

Israel



THE COMPLETE SCALE MODELLING EXPERIENCE


IsraDecal
STUDIO

www.isradecal.com



B-17 1601, 4/1949

This is the only photo of the 1601 with the bombs marking on the right side of the nose. Note the small Micky Mouse between the bombs in the top row.




B-17 1601, 12/1948

Even it looks like it in dull metal finish the plane is camouflaged with two light colors (green and sand). On some areas, like the engines, the colors where vanished and revealed the metal below. IAF insignia is on 4 positions - fuselage and lower wings.




B-17 1601, 1950



The plane is painted in green and brown on top and light blue on the bottom. The IAF insignia is in 6 positions. Note the spiral lines on the spinners.



B-17 1602, 12/1949


The plane is painted in 3 colors on top - sand, green and brown. On the bottom the plane painted in pale blue. The big Mickey Mouse was painted freehand on both side of the tail. IAF insignia on fuselage only.






B-17 1602, 1953

The plane is natural finish and the was installed with turrets and a nose radar. IAF insignia is smaller and in 6 positions.




B-17 1602, 1955

The plane is painted in green and brown camouflage on top and light blue on the bottom.



B-17 1603, 12/1948


The plane is partly sprayed and partly hand brushed with 3 colors on top - see profile on previous page.





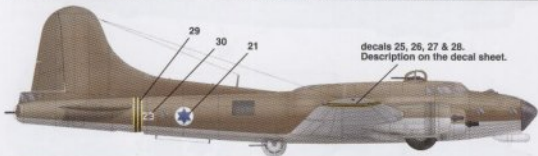
B-17 1603, 1953

The plane is natural metal finish. IAF insignia is in 4 positions: fuselage, upper right wing and lower left wing.




B-17 #23 (1603), 1956 - Sinai campaign

This plane was painted all top in brown while the bottom was painted light grey. The yellow/black stripes were painted on the aft fuselage and on the tip of both wings. IAF insignia, only on fuselage. Use decal number 21.



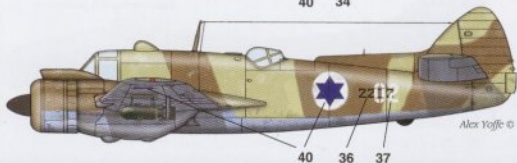
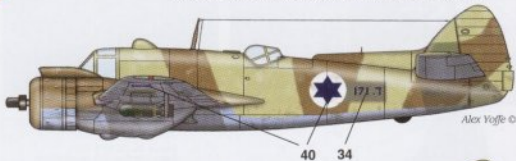
PBY-5A Catalina, 1953-55

Three Catalinas were in with the IAF for several years. They came in the original US Navy Sea blue FS 15042. The white number applied on the fuselage as seen in the photos below. IAF insignia in 4 positions: forward fuselage, top right wing and bottom left wing - part of it on float's pylon.



Bristol Beaufighter, 1948

Only 4 Beaufighters were in service with the IAF and there are only few photos of these planes. 3 of the planes were in RAF scheme including the Dark Earth and Mid Stone on upper surface and Azure Blue on the bottom. The planes were in service till mid 1949.



The blue and white stripe were painted only under the wings as seen below. You can use decal number 38 and number 39 or you can paint the white stripe and then put decal number 42 under right wing and decal number 41 under left wing. IAF insignia in six positions.



Recommended kits:
B-17 - Academy
Catalina - Academy
Beaufighter - Hasegawa


IsraDecal
STUDIO