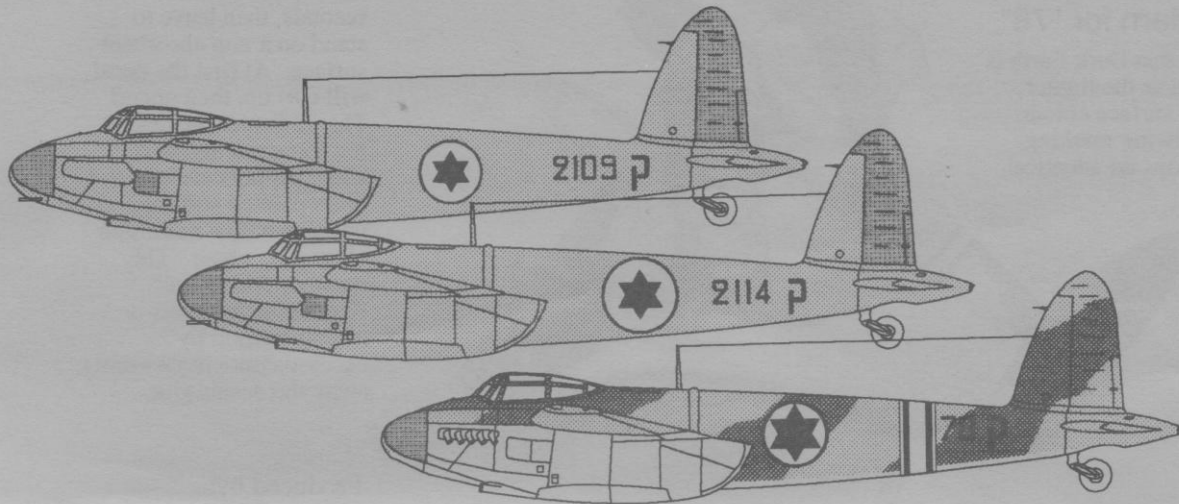


# Ventura Decals

Israeli Mosquitos

V7265



Mosquito FB Mk VI



Aircraft "2109" was an FB Mk VI. It was silver doped overall with Black spinners, rudder and anti-glare panel. Our reference photographs show this aircraft in clean but worn surface condition. Note the squadron badge is centred on the crew entry door on the starboard side.

Mosquito FB Mk VI



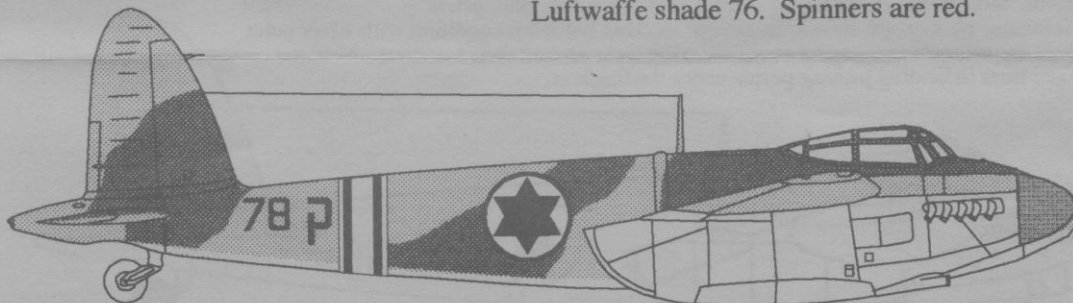
"2114" was also an FB Mk VI and is similarly marked to 2109. Our references show 2114 well worn with heavy exhaust staining, although its black spinners may have recently been repainted.

Mosquito TR Mk 33



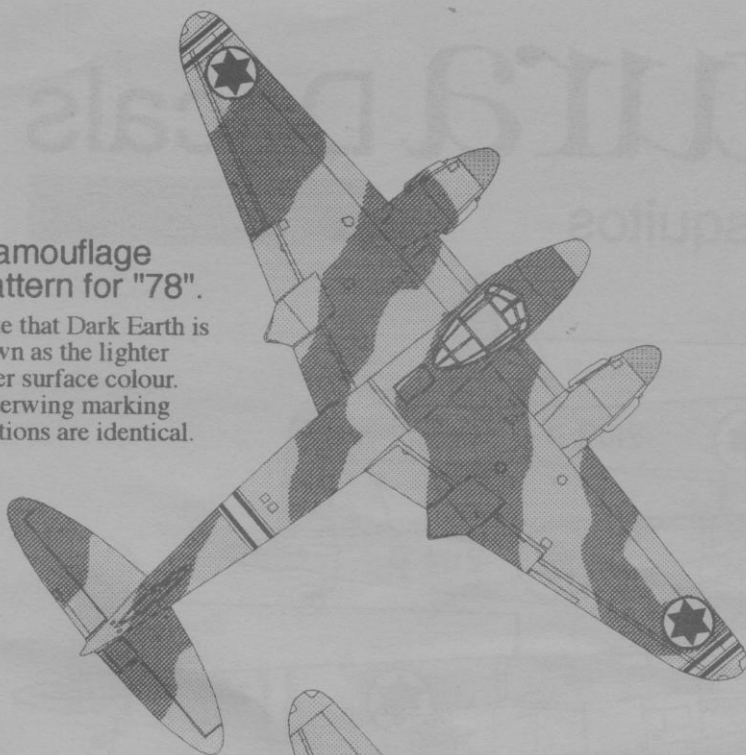
Mosquito "78" was a TR Mk 33 purchased from Britain in 1954. It had this Marks distinctive thimble nose and four bladed propellers. The decal sheet depicts the aircraft at the time of the Suez crisis in 1956 with yellow and black campaign markings.

Camouflage colours are the standard Israeli Blue/Green (slightly darker than FS 35109) and Dark earth (FS 30118) over light blue/gray similar to Luftwaffe shade 76. Spinners are red.



### Camouflage pattern for "78".

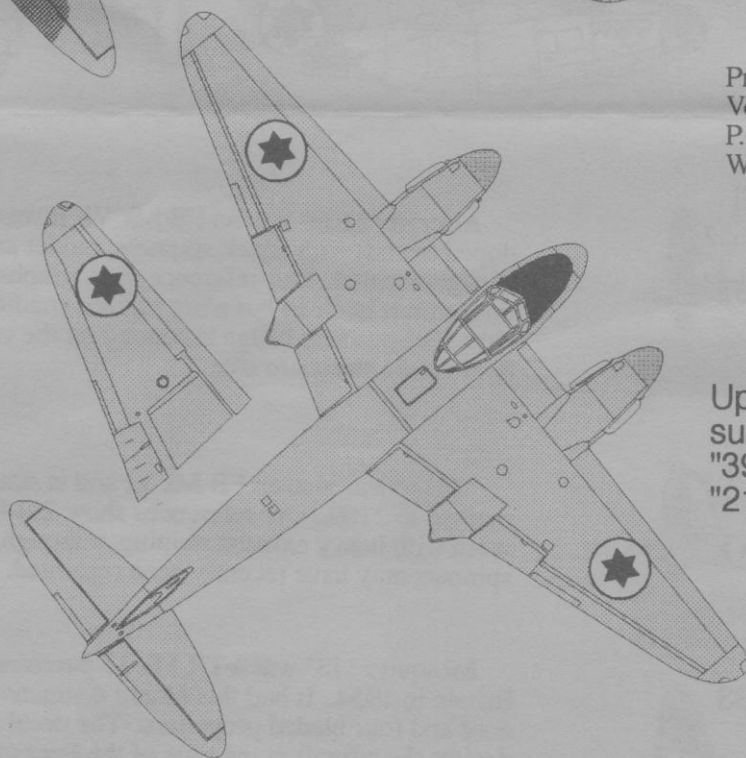
Note that Dark Earth is shown as the lighter upper surface colour. Underwing marking positions are identical.



### General Instructions

Ventura Decals are printed thinly for a painted on look. Dip each design into water for a few seconds, then leave to stand on a non absorbent surface. At first the decal will curl up, then uncurl. This indicates the design has loosened and will slide. Apply carefully to a gloss painted surface and position with a minimum of moving about. The common "silvering" problem with decals is usually caused by excessive moving washing away the decals glue.

Produced by:-  
Ventura Hobby Products,  
P.O. Box 10-213  
Wellington, N.Z.



Upper and lower surfaces for aircraft "39", "2109" and "2114".

Aircraft "39" was one of eight PR Mk XVI Mosquitos used by the Israeli Air Force from 1948 into the 60's. It was silver doped overall with black anti glare panel.

Our reference photograph shows the aircraft in clean but worn condition with silver paint chipped off the spinners and engine cowls showing wear around their fasteners. Note the black dotted lines indicating jacking points under the fuselage.

