

CAF CF-104 STARFIGHTER CAMOUFLAGE SCHEME

DECAL SET #72.20 1/72 SCALE

#48.20 1/48 SCALE

#32.05 1/32 SCALE

Quality Model Decal

**Leading
Edge**
MODELS



*Options to build one of three
CF-104s attending "TAM '80"
weapons meet.*

*Both standard roundels
& light blue roundels
provided.*



*Standard European-based
and evaluation schemes*
markings also provided.*

*Colour match information
provided inside.*



Dark Green Dark Grey Medium Grey

CF-104 Starfighter Variegated Camouflage Scheme Options

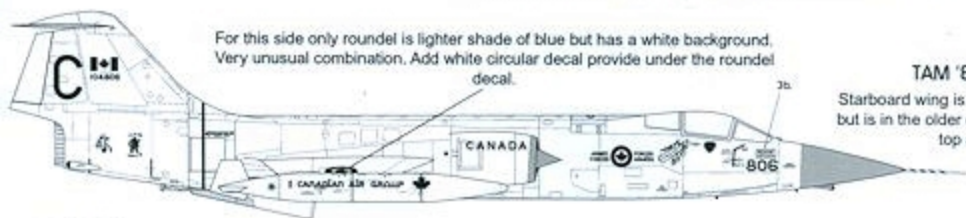
DECAL SET #72.20 1/72 SCALE
#48.20 1/48 SCALE
#32.05 1/32 SCALE

Modellers may model any aircraft using Leading Edge Models' decal sheets
#LE.003(1/72), #LE.004(1/48 & 1/32) "Standard CAF Black Numerals".

"TAM 80" aircraft C, D & E may also be used as standard operational by removing tail letters.

1 CANADIAN AIR GROUP 

1 CAG logo on wing tanks was quite common on many CF-104s in Europe with darker and lighter blue rounds.



For this side only roundel is lighter shade of blue but has a white background. Very unusual combination. Add white circular decal provide under the roundel decal.

TAM '80 #806 'C'

Starboard wing is not painted in camouflage but is in the older overall dark green scheme top and bottom.



Lighter Blue Roundels

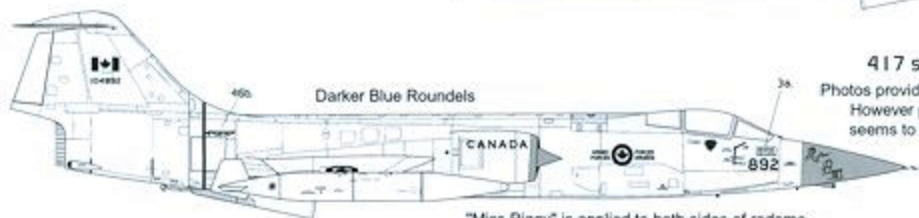
TAM '80 #893 'E'

"TAM 80" was probably zapped on. Reference photos used were taken earlier on during the meet. Modeller's discretion.

417 sqdn #731
No RWR fitted to this aircraft. However it was fitted with formation light strips but removed.



Darker Blue Roundels



Darker Blue Roundels

417 sqdn #892 "Miss Piggy"

Photos provided showed the aircraft without RWR. However paint removed under the radome seems to indicate that RWR were installed at one time.

"Miss Piggy" is applied to both sides of radome.

RWR?
This aircraft crashed soon after it received camouflage paint. Do not know for sure if RWRs were installed on this aircraft.

AETE #705



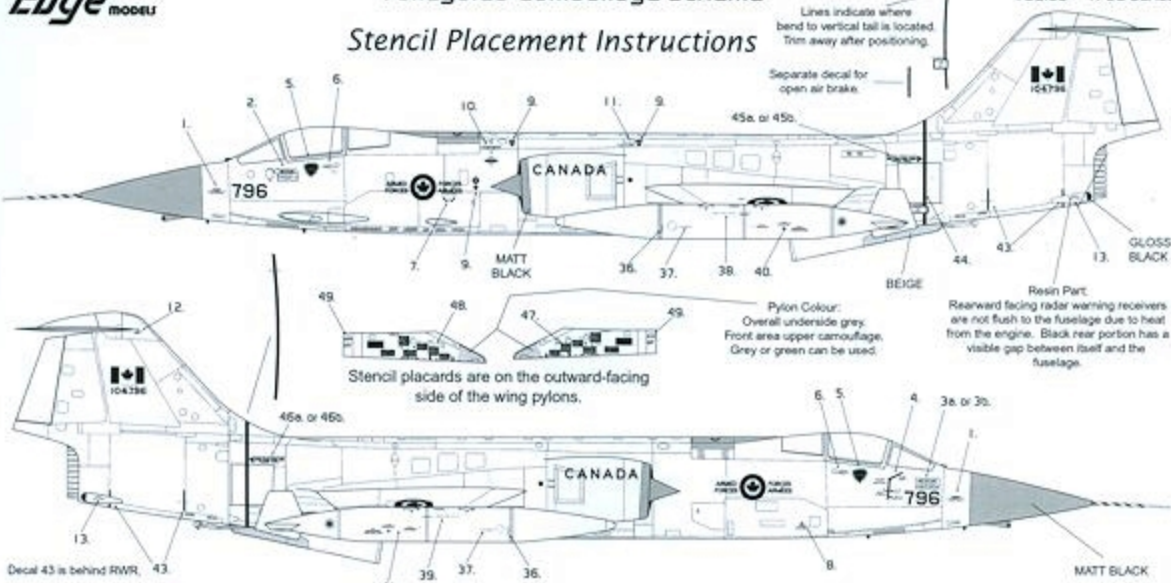
Darker Blue Roundels



Darker Blue Roundels

AETE #646

Stencil Placement Instructions

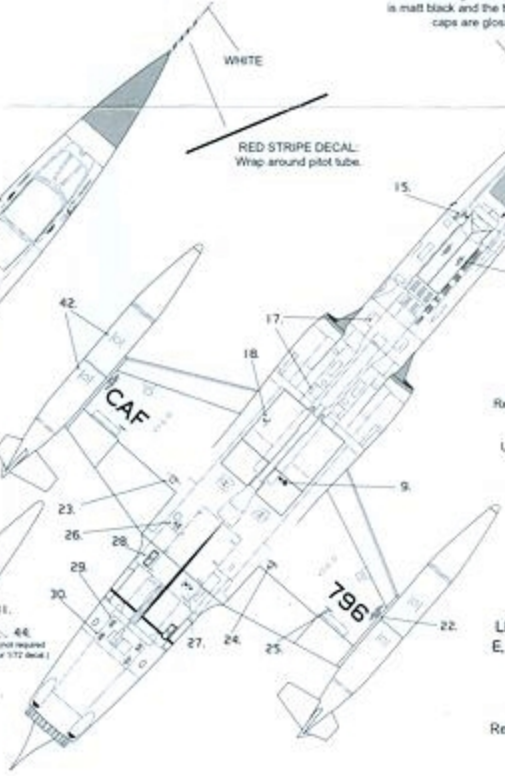
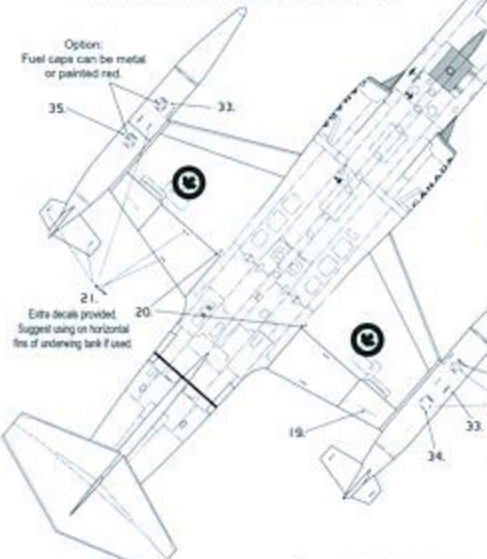


Air brakes:
CF-104 air brakes were locked closed when aircraft was shut down. Only opened for inspection.

Resin Part:
Forward facing radar warning receiver is matt black and the two ball shaped caps are gloss black.

NOTE:
Aircraft should show a well worn finish. After awhile many markings especially stencils look faded. This is due to the practice of washing the aircraft down with rags soaked in paint thinner. A misting of the paint over some markings (especially wings and tanks) may help to create a more realistic weathered look.

Option:
Fuel caps can be metal or painted red.



COLOURS
Recommend Humbrol enamels.
Underside Grey: #166
Upper Grey: #27 + 5% Black
Upper Green: #116

All graphics and decal printing by:
LEADING EDGE MODELS
E. 83 SKYLINE CRES., N.E.
CALGARY, AB
T2K 5X2
CANADA

Reference material courtesy:
Jim Craik
Doug Keall
Steve Sauve
Tony Slachiw
Robert Bryden