

EagleCals

EC#75

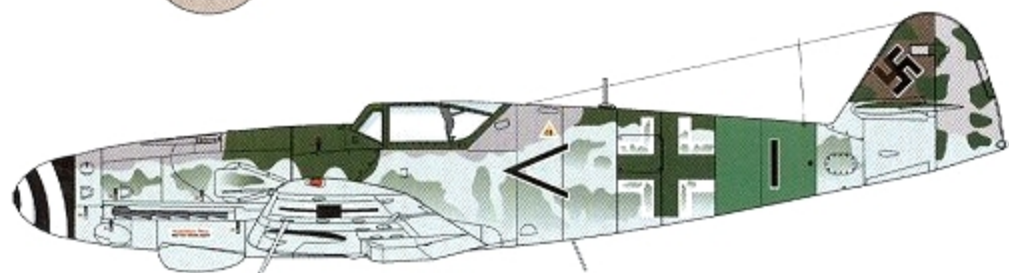
□ 1/72

🛩️ 1/48 ■ 1/32

eagle
EDITIONS LTD.

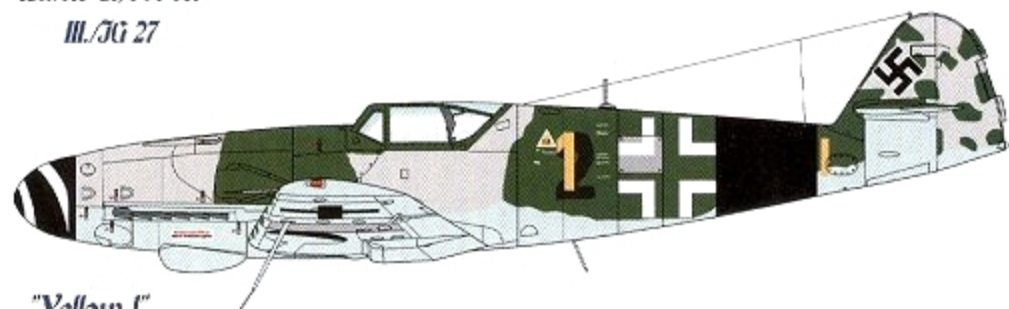
Bf 109 K-48

JG 27 & JG 53



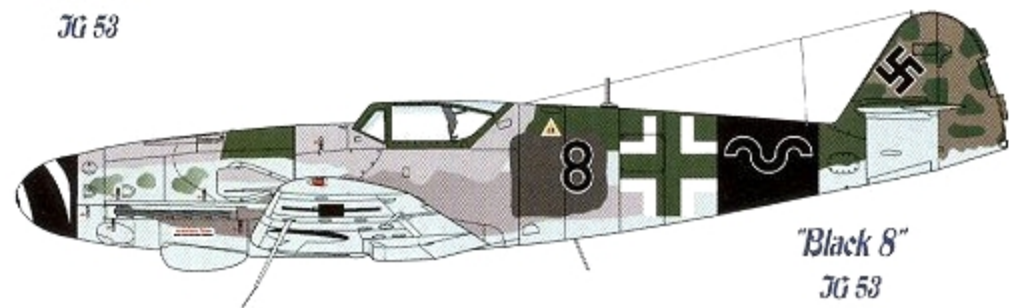
"Black Chevron"

III./JG 27



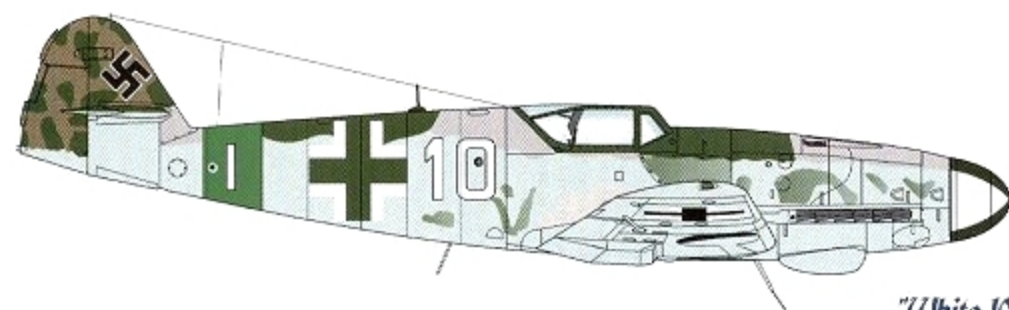
"Yellow 1"

JG 53



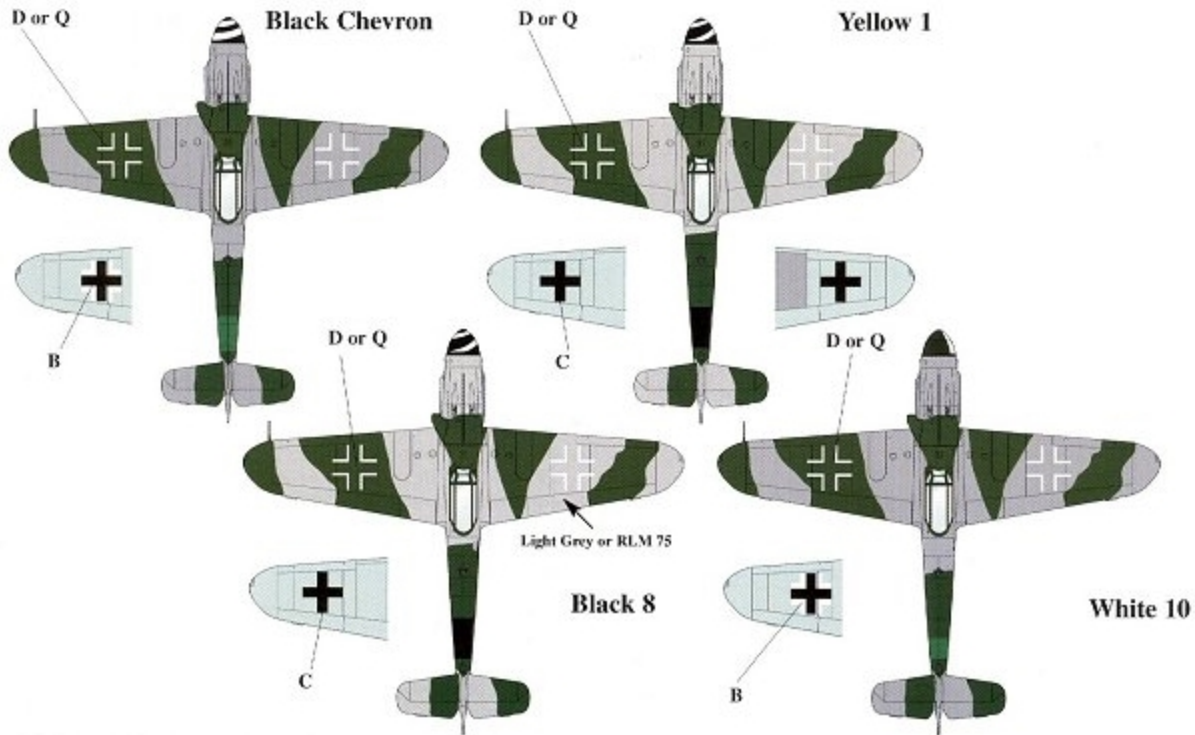
"Black 8"

JG 53



"White 10"

JG 27



EagleCals # 75

Bf 109 K-4s JG 27, JG 53

The final version of the Messerschmitt 109 series, the Bf 109 K, has always sparked a lot of interest. Unfortunately good photo references, especially of colorful machines, are scarce. Much of the available documentation is from photos taken after the war of derelict aircraft, many on scrap piles. As a result, much of what we try to identify is speculation. Many of the photos show aircraft that appear to be pieced together and are painted a variety of camouflage colors that are difficult to interpret. The additional wing mounted landing gear doors and tail wheel doors added to the K series are missing on many photos. More than ever, the modeler has to make the final decision. To upgrade your Hasegawa Bf 109 in 1/32nd or 1/48th scale try **Eagle Parts #20 Spinner, EP#21 Drop tank, EP#25-32 Supercharger Intake**. Each is available from your local hobby shop or **Eagle Editions**. Note: see stencil page for new data plate placement in cockpit. This warning plate is present in Bf 109 G-10s and Bf 109 K Cockpits. Instructional text written by Mark Proulx.

Reference: 1 Poruba, Tomas; Janda, Ales **Messerschmitt Bf 109K** JaPo Czech Republic

2. Poruba, Tomas; Mol, Kees **Messerschmitt Bf 109K Camouflage & Marking** JaPo Czech Republic

For accurate color references we recommend the **Luftwaffe Color Chart** published by Eagle Editions Ltd. featuring paint chips prepared by Warnecke and Böhm available from your local hobby shop or Eagle Editions.

Black Chevron	Pilot: Unknown	Stab III/JG 27	May 1945	Wunstorf, Germany
----------------------	-----------------------	-----------------------	-----------------	--------------------------

Antennas: Intact. Outer gear doors: Removed. Two external trim tabs not fitted to rudder.

Colors: Lowsurfaces: RLM 76 Light Blue. Uppersurfaces: Slightly darker RLM 75 Gray-Violet/RLM 83 Dark Green. The fin probably painted RLM 81/83, with rudder from another aircraft. Fuselage sides extensively mottled. Home Defense Band: RLM 25 Green.

Spinner: Black with White spiral. Prop blades: RLM 70 Black-Green.

National Markings: Fuselage: 900mm White outline crosses filled with RLM 83 Dark Green. White portion lightly oversprayed.

Hakenkreuz: 300mm Black with White outline. Left side partially worn off. Right side standard.

Wings: Upper- 1000mm White outline crosses filled with RLM 83 Dark Green or White outline crosses.

Lower- 900mm Black with White outline crosses.

Stenciling: Factory standard.

Reference: #2 page 24, #2 profile page 25

"Yellow 1"	Pilot: Lt. G. Landt	11/JG 53	April 1945	Kreuzstrabe, Germany
-------------------	----------------------------	-----------------	-------------------	-----------------------------

Antennas: Intact. Outer gear doors: Removed. W. Nr. unknown.

Colors: Lowsurfaces: RLM 76 Light Blue with dark panel under lower left wing. Uppersurfaces: Lighter than usual 75 Gray-Violet/RLM 83 Dark Green. The wing upper surface demarcation applied in a wavy line across the leading edge of the wing. Note: radio access cover lighter shade than surrounding area, likely RLM 75. Spinner: Black with White spiral. Prop blades: RLM 70 Black-Green. Home Defense band: Black

National Markings: Fuselage: 900mm White outline crosses filled with RLM 83 Dark Green.

Hakenkreuz: 300mm Black with White outline

Wings: Upper- 1000mm White outline crosses filled with RLM 83 Dark Green or White outline crosses.

Lower- 900mm Black cross.

Stenciling: Factory standard.

Reference: #2 page 48, 49, #2 profile page 49

"Black 8"	W. Nr. Unknown	Pilot: Unknown	14/JG 53	May, 1945	Echterdingen, Germany
------------------	-----------------------	-----------------------	-----------------	------------------	------------------------------

Antennas: Intact. Outer gear doors: Removed.

Colors: Lowsurfaces: RLM 76 Light Blue. Uppersurfaces: RLM 75 Gray-Violet/RLM 83 Dark Green. The RLM 75 applied to the fuselage was slightly darker with the entire aircraft appearing very dirty. Rudder: RLM 81/83. Note light color applied around MW system filler neck. Spinner: Black with White spiral. Prop blades: RLM 70 Black-Green. Home Defense band: Black.

National Markings: Fuselage: 900mm White outline crosses filled with RLM 83 Dark Green.

Hakenkreuz: 300mm Black with White outline.

Wings: Upper- 1000mm White outline crosses filled with RLM 83 Dark Green or White outline crosses.

Lower- 900mm Black cross.

Stenciling: Factory Standard

Reference: #1 page 52, #2 page 34, #2 profile page 34

"White 10"	W. Nr. Unknown	Pilot: Unknown	9/JG 27	May 1945	Germany
-------------------	-----------------------	-----------------------	----------------	-----------------	----------------

Antennas: Intact. Outer gear doors: Removed.

Colors: Lowsurfaces: RLM 76 Light Blue. Uppersurfaces: RLM 75 Gray-Violet/RLM 83. Rudder: RLM 81/83.

Spinner: Black with White section. Prop blades: RLM 70 Black-Green. Home Defense Band: Green.

National Markings: Fuselage: 900mm White outline crosses filled with RLM 83 Dark Green.

Hakenkreuz: 300mm Black with White outline.

Wings: Upper- 1000mm White outline crosses filled with RLM 83 Dark Green or White outline crosses.

Lower- 900mm Black with White outline crosses.

Stenciling: Factory standard.

Reference: #2 page 120, 121, #2 profile page 120