



# Airbus A 330-300 AER LINGUS SN Brussels Airlines

04235-0389

© 2002 BY REVELL AG.

PRINTED IN GERMANY



## Airbus A 330-300 Aer Lingus/SN Brussels Airlines

Die zweistrahlige A330 verbindet die in einigen Bereichen niedrigsten Betriebskosten unter allen jemals gebauten Flugzeugen mit maximaler Einsatzflexibilität für ein breitgefächertes Spektrum von Streckennetzen. Die A330-300 bietet hierzu 335 Passagieren in zwei Klassen Platz. In der A330 verbinden sich effiziente Triebwerkstechnologie und modernste Bauweise mit geringen Kosten durch niedrigen Treibstoffverbrauch und computergestützte Wartung. Die schubstarken General Electric CFG-80E1 Triebwerke leisten je 67.000lbs., die Reisegeschwindigkeit beträgt 870 km/h, die maximale Flughöhe 12.500 Meter und die Reichweite ca. 10.400 km. Wirtschaftlichkeit wird bei diesem Airbus großgeschrieben, so hat der A330 gegenüber der L-1011 Tristar eine um fast 100% größere Frachtkapazität und verbraucht pro Passagiersitz rund 30% weniger Kraftstoff. Wegen der niedrigen Lärmemissionen wird der A330 auch flüsternder Riese genannt. Die irische Fluggesellschaft „Aer Lingus“ setzt den A330 seit 1994 erfolgreich auf Mittelstrecken ein, auch bei SN Brussell Airlines wird dieser Typ intensiv genutzt.

## Airbus A 330-300 Aer Lingus/SN Brussels Airlines

The twin-jet A330 combines the lowest operating costs of any aircraft ever built with maximum flexibility for use on a broad spectrum of routes. The A330-300 provides for 335 passengers in two-class configuration. In the A330 efficient power plant technology and the latest construction methods are combined to reduce costs by means of low fuel consumption and computerized maintenance. The powerful General Electric CFG-80E1 engines are each rated at 67,000 lbs., thrcruising speed is 870 km/h, the service ceiling is 12,500 m and the range approx. 10,400 km. Economy has been written large into this Airbus, giving the A330 almost 100% greater cargo capacity than the L-1011 Tristar and about 30% lower fuel consumption per passenger seat. Due to its low noise emissions the A330 is also known as the "Whispering Giant". The Irish airline "Aer Lingus" has been using the A330 successfully on medium-range routes since 1994. The type is also intensively used by SN Brussell Airlines.

Form hergestellt und im Eigentum von Revell AG/Revell Monogram Inc. Widerrechtliche Nachahmungen werden gerichtlich verfolgt.

Ce produit est propriété de la société Revell AG/Revell Monogram Inc. Toute utilisation ou duplication frauduleuse fera l'objet de poursuites en justice.

Modelado y en propiedad de Revell AG/Revell Monogram Inc. Imitaciones ilícitas serán perseguidas por la ley.

Forma prodotta dalla Revell AG/Revell Monogram Inc. e di proprietà della stessa impresa, la quale procederà legalmente contro ogni imitazione abusiva.

Malli on Revell AG/Revell Monogram Inc. valmistama ja omaisuutta. Laittoaman kopiointiin tullaan puuttumaan oikeudellisiin toimin.

Formen er produsert og eies av Revell AG/Revell Monogram Inc. Etterligning uten tillatelse vil bli gjenstand for rettslig forfølgelse.

Produkcja i prawa własności firmy Revell AG/Revell Monogram Inc. Nielegalne podrabianie jest zabronione pod odpowiedzialnością sądową.

Model, Revell AG/Revell Monogram Inc. firmasının mülkiyeti altında imal edilmiştir. Kanuna aykırı taklitler mahkemece takip edilecektir.

A forma elkészítője és a tulajdonjog birtokosa a Revell AG/Revell Monogram Inc. A jogellenes utántzatokat és hamisítványokat bíróságilag üldözik.

Model manufactured by and property of Revell AG/Revell Monogram Inc. Illegal imitations are subject to prosecution.

Vorm vervaardigd door en eigendom van Revell AG/Revell Monogram Inc. Onrechtmatige nabootsingen worden gerechtelijk vervolgd.

Formas produzidas e de propriedade da Revell SA/Revell Monogram Inc. Cópias não autorizadas serão processadas juridicamente como determinado na lei.

Modellen tillverkad av och tillhör Revell AG/Revell Monogram Inc. All kopiering beivras enligt lagen om upphovsrätt.

Formen er fremstillet af Revell AG/Revell Monogram Inc. som også har ejendomsret. Lovstridige efterligninger sagsages.

Modelь изготовлена и является собственностью фирмы Revell AG/Revell Monogram Inc. Протиположковые подделки преследуются в судебном порядке.

Η μορφή κατασκευάστηκε και περιήλθε στην ιδιοκτησία της Revell AG/Revell Monogram Inc. Οι παράνομες μιμήσεις θα καταδιώκονται δικαστικά.

Forma je proizvedena in je vlasništvo Revell AG/Revell Monogram Inc. Neovlačene kopije bodo pravno kažnjene.

## Verwendete Symbole / Used Symbols

Bitte beachten Sie folgende Symbole, die in den nachfolgenden Baustufen verwendet werden.

**Veillez noter les symboles indiqués ci-dessous, qui sont utilisés dans les étapes suivantes du montage.**

Sirvanse tener en cuenta los símbolos facilitados a continuación, a utilizar en las siguientes fases de construcción.

**Si prega di fare attenzione ai seguenti simboli che vengono usati nei susseguenti stadi di costruzione.**

Huomioi seuraavat symbolit, joita käytetään seuraavissa kokonaisvaiheissa.

**Legg merke til symbolene som benyttes i monteringsstapene som følger.**

Proszę zwracać na następujące symbole, które są użyte w ponizszych etapach montażowych.

**Daha sonraki montaj basamaklarında kullanılacak olan, aşağıdaki sembollere lütfen dikkat edin.**

Kérjük, hogy a következő szimbólumokat, melyek az alábbi építési fokokban alkalmazásra kerülnek, vegyétek figyelembe.

Please note the following symbols, which are used in the following construction stages.

**Neem a u. b. de volgende symbolen in acht, die in de onderstaande bouwfasen worden gebruikt.**

Por favor, preste atenção aos símbolos que seguem pois os mesmos serão usados nas próximas etapas de montagem.

**Observez: Nedanstående piktogram används i de följande arbetsmomenten.**

Lag vänligst märke till följande symboler, som benyttes i de följande byggestap.

**Пожалуйста, обратите внимание на следующие символы, которые используются в последующих операциях сборки.**

Παρακαλώ προσέξτε τα παρακάτω σύμβολα, τα οποία χρησιμοποιούνται στις παρακάτω βαθμίδες συναρμολόγησης.

**Dbejte prosim na dále uvedené symboly, které se používají v následujících konstrukčních stupních.**

Prosimo za Vašu pozornost na sledeće simbole ki se uporabljajo v naslednjih korakih gradbe.



Abziehbild in Wasser einweichen und anbringen

Soak and apply decals

Mouiller et appliquer les décalcomanies

Transfer in water even laten weken en aanbrengen

Remojar y aplicar las calcomanías

Pôr de molho em água e aplicar o decalque

Immergere in acqua ed applicare decalcomanie

Blöt och fäst dekalerna

Kostula stiirtokua vedessä ja aseta paikalleen

Fukt motivet i varmt vann og fôr det over på modellén

Dypp bildet i vann og sett det på

Переводную картинку намочить и нанести

Zmękczyc kalkomanie w wodzie a następnie nakleić

βουτήξτε τη χαλκομανία στο νερό και τοποθετήστε τη

Çikartmayı süda yumuşatın ve koyun

Obtisk namočite ve vodě a umistěte

a matricát vizben beáztatni és felhelyezni

Preslikać potopiti v vodu in zatem nanašati



Kleben

Glue

Coller

Lijmen

Engomar

Color

Incollare

Limmas

Liimaa

Limes

Lim

Клеить

Przykleić

κόλλημα

Yapıştırma

Lepeni

ragasztani

Lepiti



Nicht kleben

Don't glue

Ne pas coller

Niet lijmen

No engomar

Não color

Non incollare

Limmas ej

Älä liimaa

Skal IKKE limes

Ikke lim

Не клеить

Nie przyklejać

μη κολλάτε

Yapıştırmayın

Nepotřebné dily

nem szabad ragasztani

Ne lepiti



Wahlweise

Optional

Facultatif

Naar keuze

Ne engomar

Alternado

Facoltativo

Valfrítt

Vaihtoehdoisesti

Valfrítt

Valgrítt

На выбор

Do wyboru

εναλλακτικά

Seçmeli

Voliteľné

tetszés szerint

način izbere



Anzahl der Arbeitsgänge

Number of working steps

Clear parts

Pièces transparentes

Transparente onderdelen

Limpiair las piezas

Peça transparente

Parte transparente

Genomskinlig detaljer

Läpinäkyvät osat

Glassklare deler

Прозрачные детали

Elementy przezroczyste

διαφανή εξαρτήματα

Seffar parçalar

Průzračné díly

áttszűző alkatrészek

Delí ki se jasno vide



Klarsichtteile

Clear parts

Pièces transparentes

Transparente onderdelen

Limpiair las piezas

Peça transparente

Parte transparente

Genomskinlig detaljer

Läpinäkyvät osat

Glassklare deler

Прозрачные детали

Elementy przezroczyste

διαφανή εξαρτήματα

Seffar parçalar

Průzračné díly

áttszűző alkatrészek

Delí ki se jasno vide



Abbildung zusammengesetzter Teile

Illustration of assembled parts

Figure représentant les pièces assemblées

Afbeelding van samengevoegde onderdelen

Ilustración piezas ensambladas

Ilustrazione delle parti assemblate

Bilden visar delarna hopsatta

Kuva yhteenliitetystä osista

Illustrasjonen viser de sammensatte delene

Illustrasjon, sammensatte deler

Изображение смонтированных деталей

Rysunek złożonych części

απεικόνιση των συναρμολογημένων εξαρτημάτων

Birleştirilen parçaların şekli

Zobrazení sestavených dílů

összeállított alkatrészek ábrája

Silka slopljenega dela

Nicht benötigte Teile

Parts not used

Pièces non utilisées

Niet benodigde onderdelen

Piezas no necesarias

Peças não utilizadas

Parti not usate

Inte använda delar

Tarpeettomat osat

Ikke nødvendige dele

Deler som ikke er nødvendige

Неиспользованные детали

Elementy niepotrzebne

μη χρειαζόμενα εξαρτήματα

Gereksiz parçalar

Nepotřebné díly

fel nem használt alkatrészek

Nepotrebni deli

14, 15, 16, 17,

18, 21, 23, 24,

22, 20, 34, 35



zur besseren Ausbalancierung mit einem Gewicht beschweren

Add weight for improved stability

Pour une mise en place correcte alourdir

Voor evenwicht gewicht aanbrengen

Colocar un peso para obtener un mejor equilibrio

Utilizar un peso para melhor balanceamento

Per un migliore bilanciamento metterci su un peso

belasta med ein viki fôr bættra balansering

paremmat tapasoinen savuttamiseksi kuormita painolla

Til bedre afbalancering vedhanges en vægt

För bedre avbalansering - belast med en vekt

для лучшего отбалансирования положить груз

dia lepszego wyrownoważenia obciążać ciężarkiem

για την καλύτερη αντιτάξιμη τοποθετείστε ένα βάρος

Daha iyi dengelenmek için bir ağırlık koyun

Za účelem lepšího vyvážení zatížť závažím

A jobb kiegyenlítés érdekében egy nehezékkal ellátni

Zaradi boljše ravnoteže postaviti kontratežo z tegom

## Benötigte Farben / Used Colors

Benötigte Farben  
Required colours

Peintures nécessaires  
Benodigde kleuren

Pinturas necesarias  
Tintas necessárias

Colori necessari  
Använda färger

Tarvittavat värit  
Du trenger følgende farger

Nødvendige farger  
Необходимые краски

Potrzebne kolory  
Απαιτούμενα χρώματα

Gerekli renkler  
Potřebné barvy

Szükséges színek.  
Potrebne barve

**A**

anthrazit, matt 9

anthracite grey, matt

anthracite, mat

antraciet, mat

antracita, mate

antracite, fosco

antracite, opaco

antracit, matt

antrassiti, himmeä

köksgrå, mat

antrasitt, matt

антрацит, матовый

antracyt, matowy

ανθρακί, ματ

antrasit, mat

antracit, matná

antracit, matt

tanno siva, mat

**B**

aluminium, metallic 99

aluminium, metallic

aluminiumi, métallique

aluminium, metallic

aluminio, metalizado

aluminio, metálico

aluminium, metallic

aluminium, metallic

aluminium, metallic

aluminium, metallic

aluminium, metallic

aluminium, metallic

алюминиевый, металлик

aluminium, metalliczny

αλουμινίου, μεταλλικό

aluminium, metallic

aluminium, metallic

aluminium, metallic

aluminium, metallic

**C**

eisen, metallic 91

steel, metallic

coloris fer, métallique

ijzerkleurig, metallic

ferroso metalizado

ferro, metálico

ferro, metallic

järn, metallic

järn, metallic

teräksenvärinen, metallikiilto

jern, metallak

jern, metallic

стальной, металлик

želazo, metalliczny

σδηρού, μεταλλικό

demir, metallic

železná, metaliza

vas, metall

železna, metallic

**D**

weiß, glänzend 4

white, gloss

coloris fer, brillant

wit, glansend

blanco, brillante

branco, brilhante

bianco, lucente

vit, blank

vaikoinen, kiiltävä

hvid, skinnende

hvit, blank

белый, блестящий

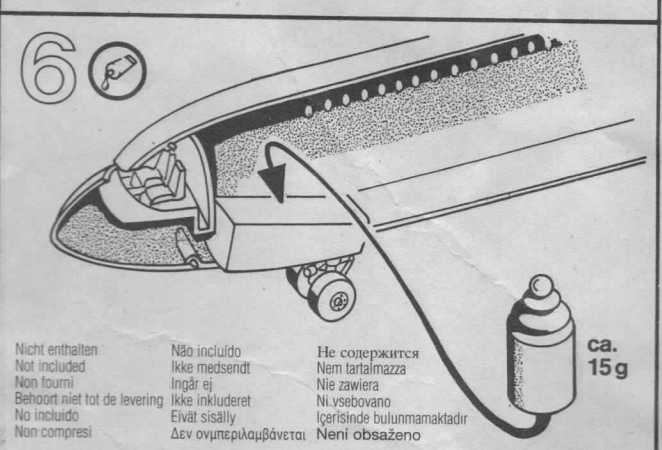
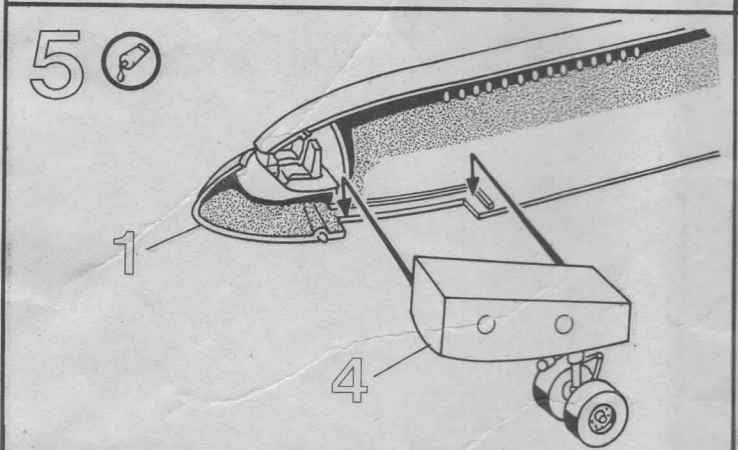
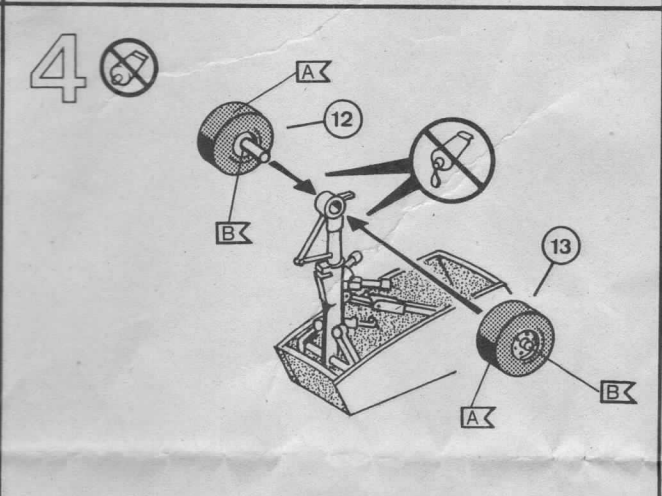
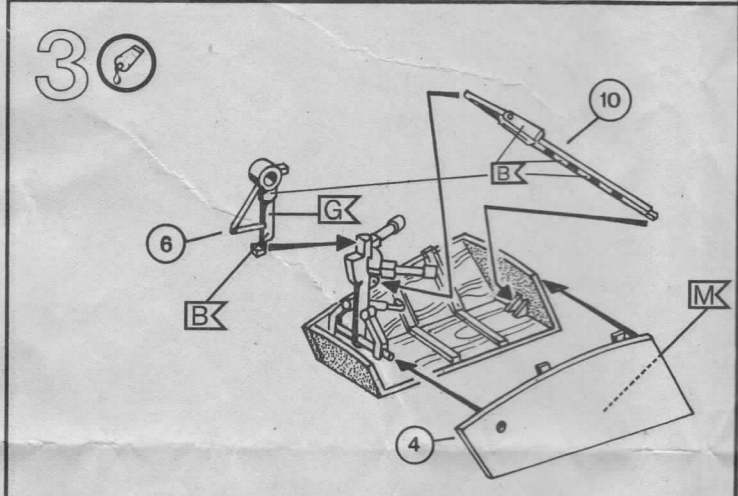
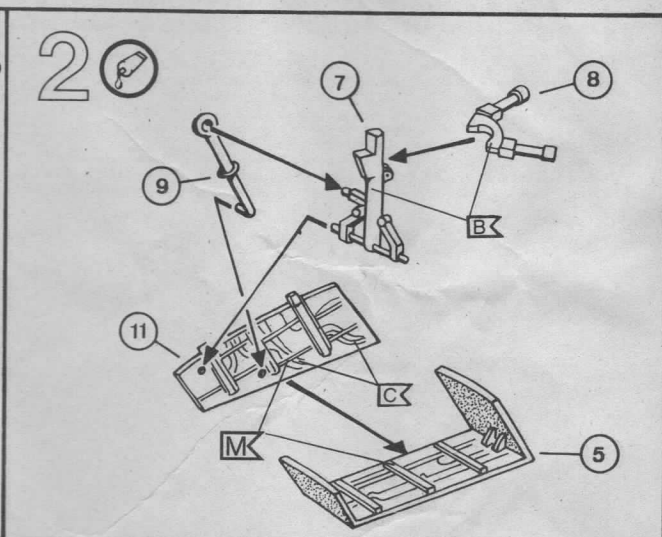
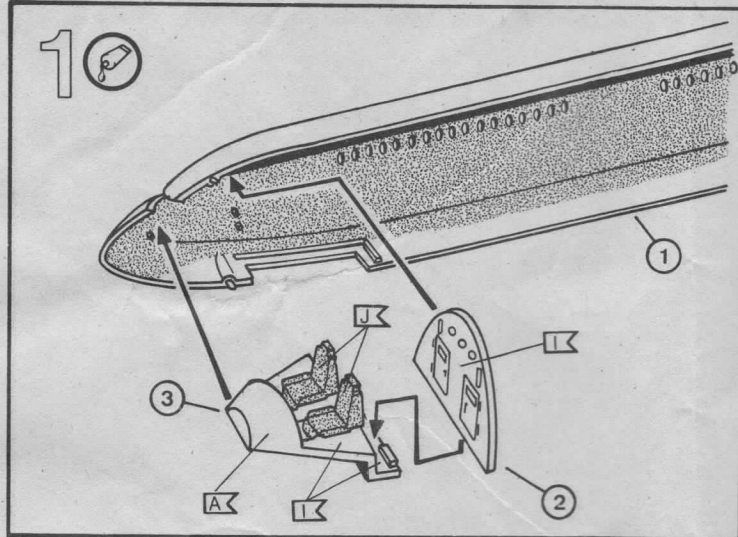
biały, blyszczący

λευκό, γυαλιστερό

beyaz, parlak

biłá, lesklá

fehér, fényes

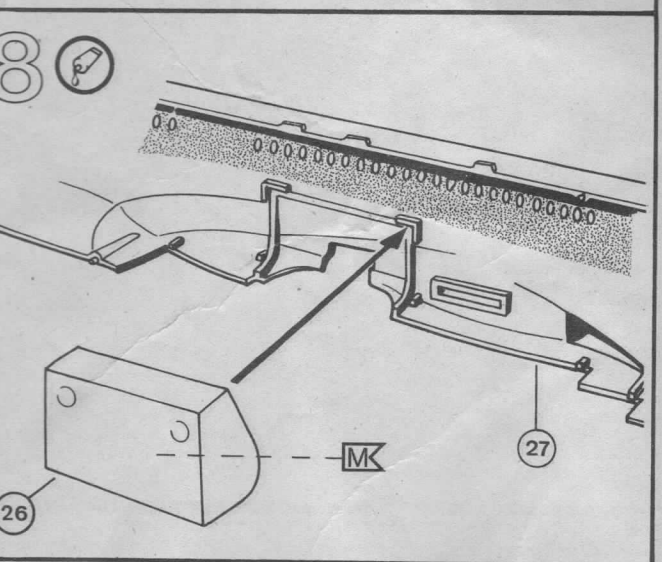
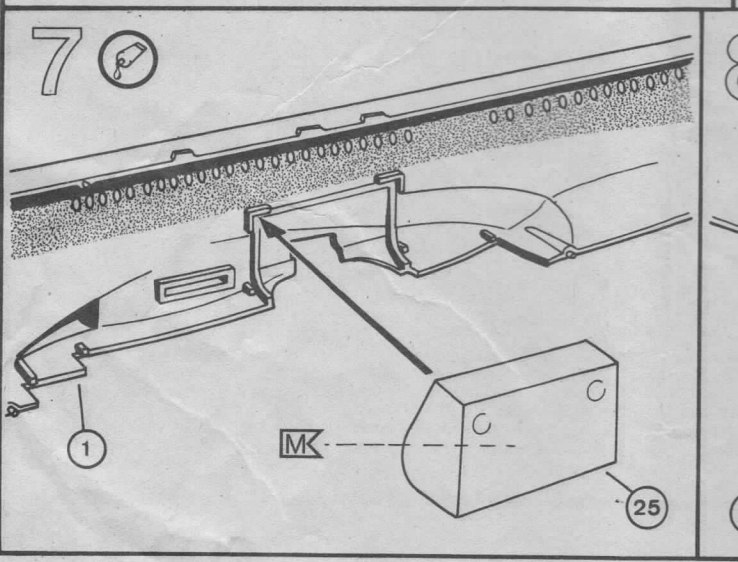


Nicht enthalten  
 Not included  
 Non fourni  
 Behoort niet tot de levering  
 No incluido  
 Non compresi

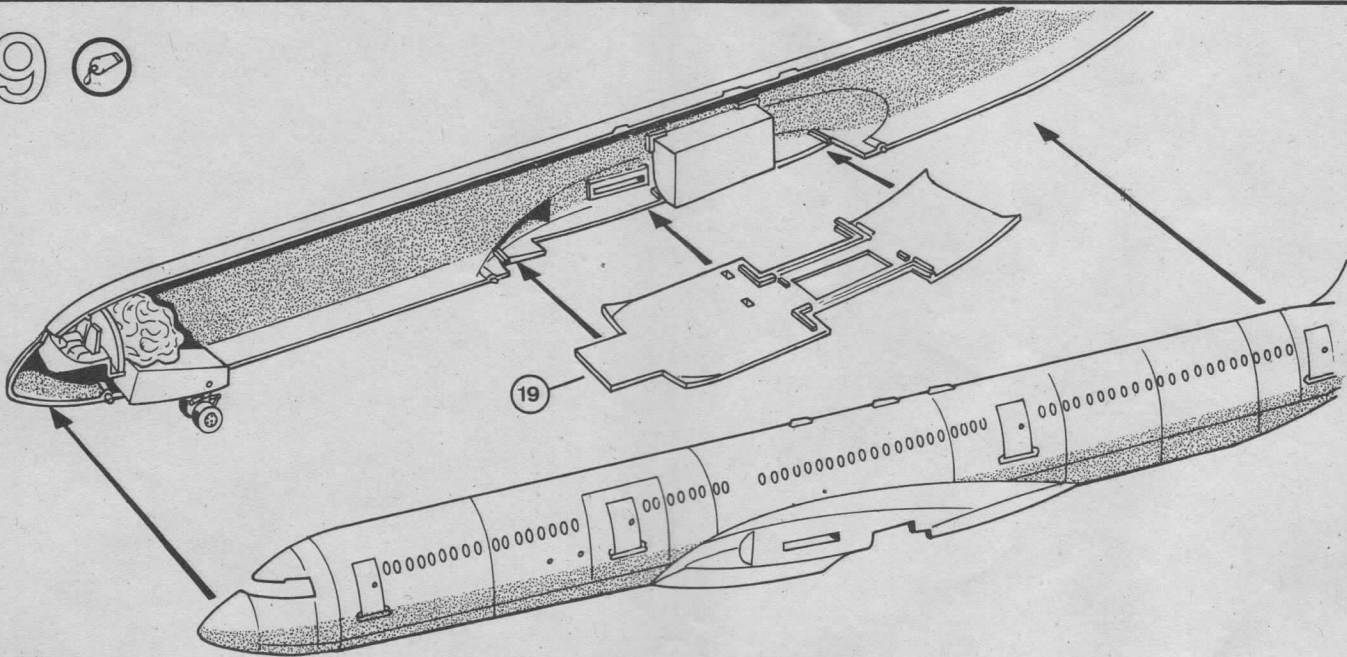
Não incluido  
 Ikke medsendt  
 Ingår ej  
 Ikke inkluderet  
 Eivät sisälly  
 Δεν συμπεριλαμβάνεται


He содержится  
 Nem tartalmazza  
 Nie zawiera  
 Ni vsebovano  
 İçerisinde bulunmamaktadır  
 Neni obsaženo

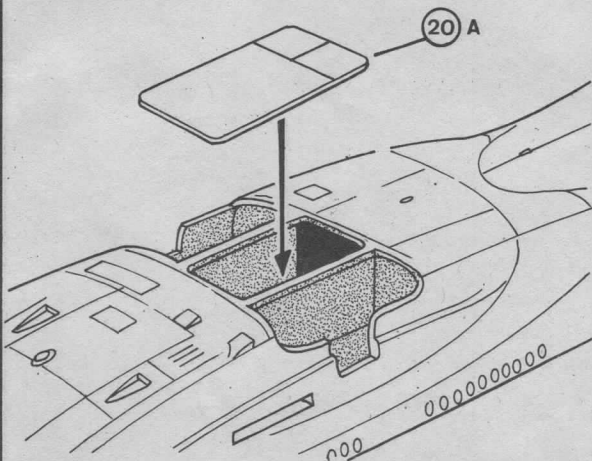
ca. 15g



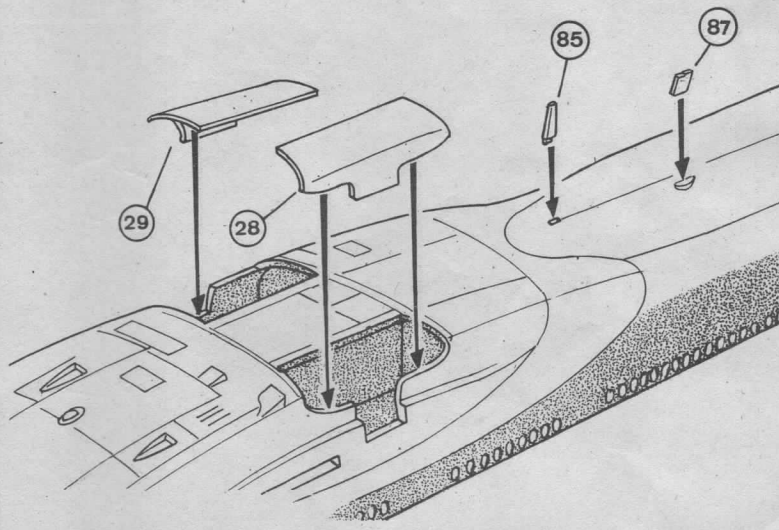
9 



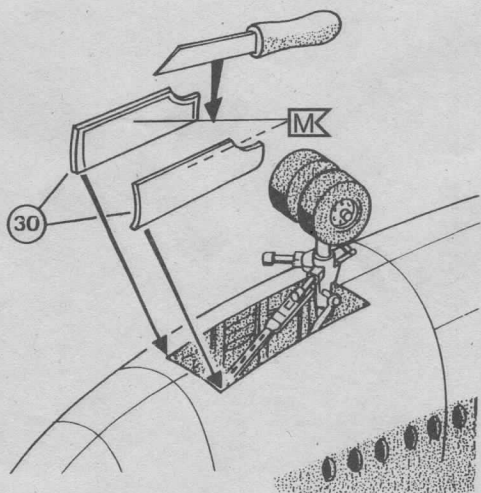
10 



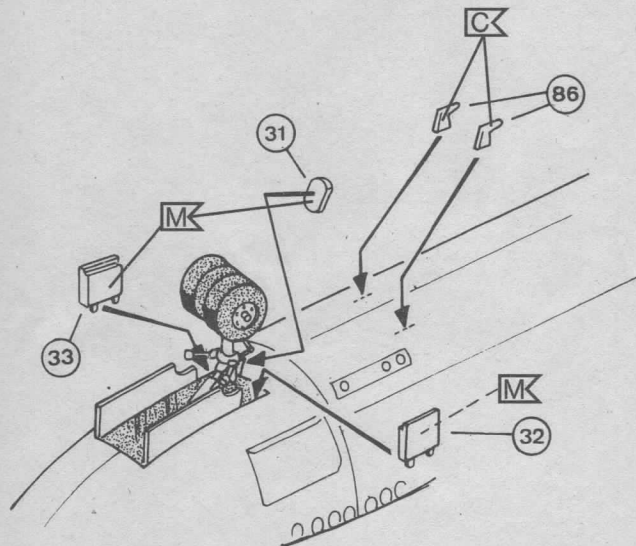
11 



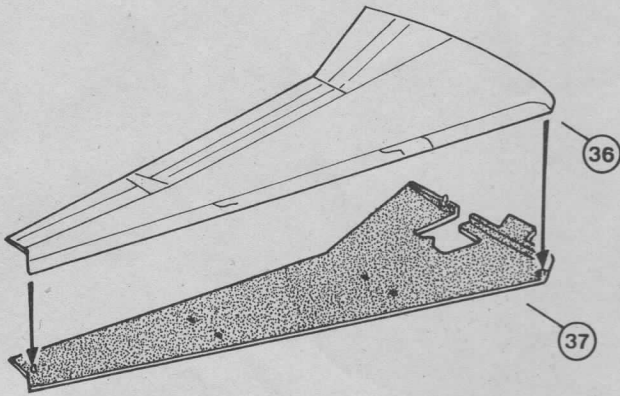
12 



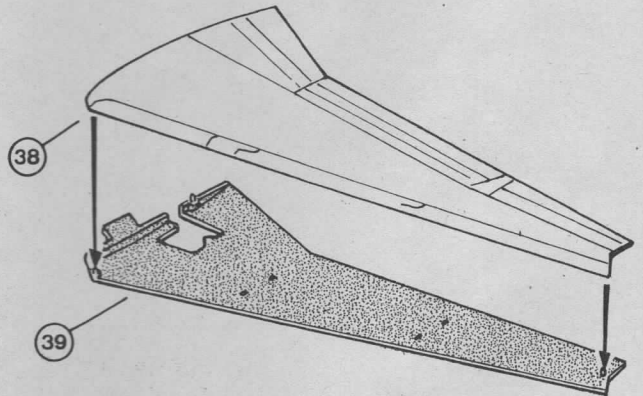
13 



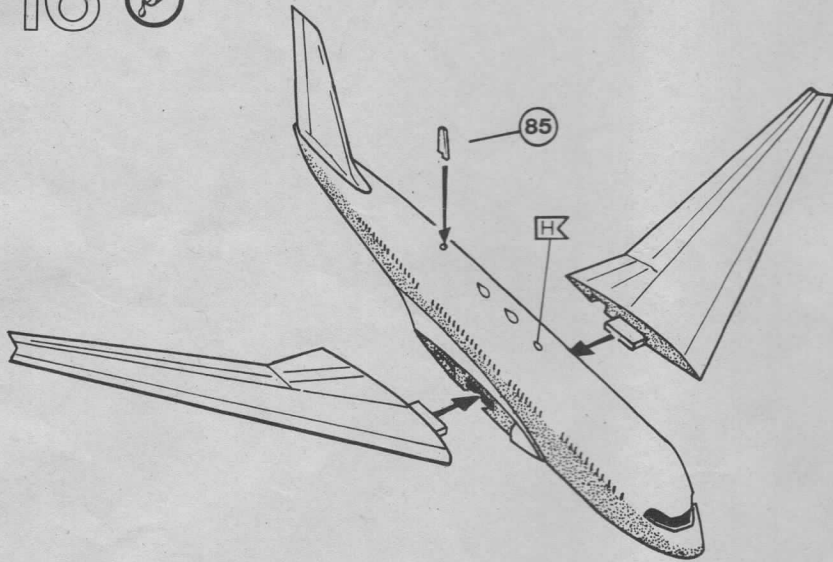
14 



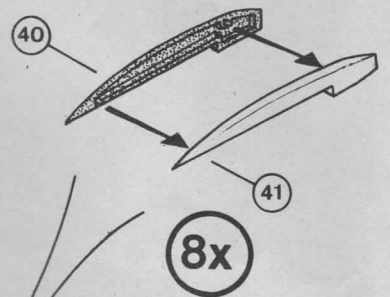
15 




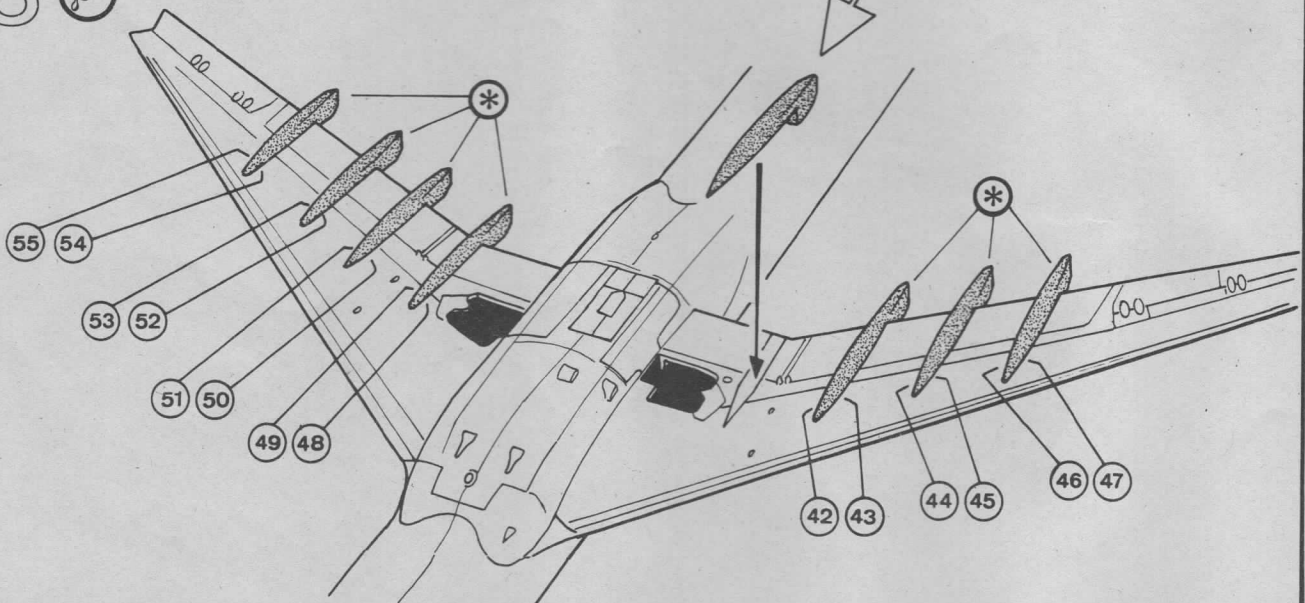
16 



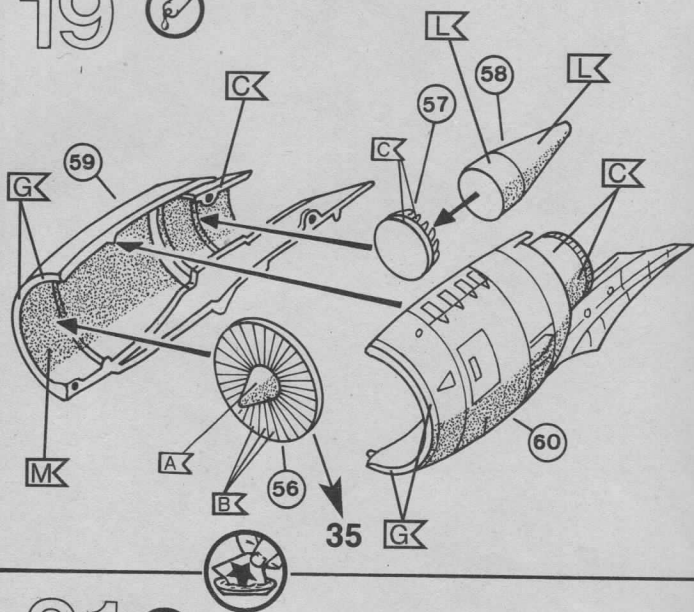
17 



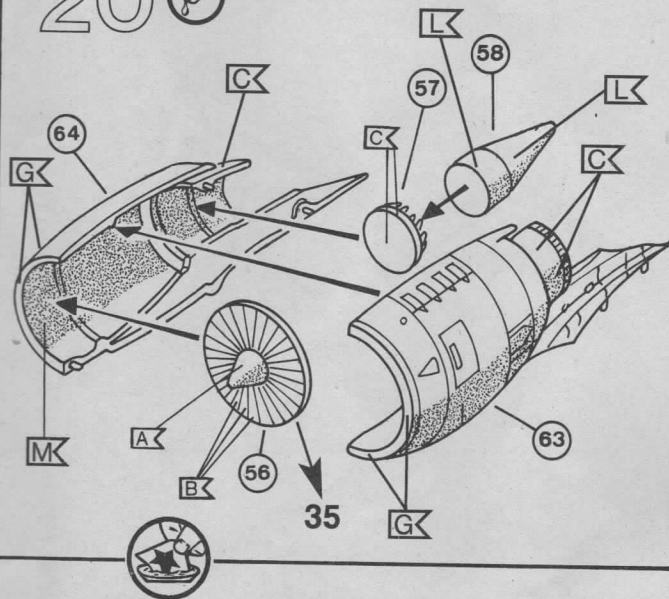
18 



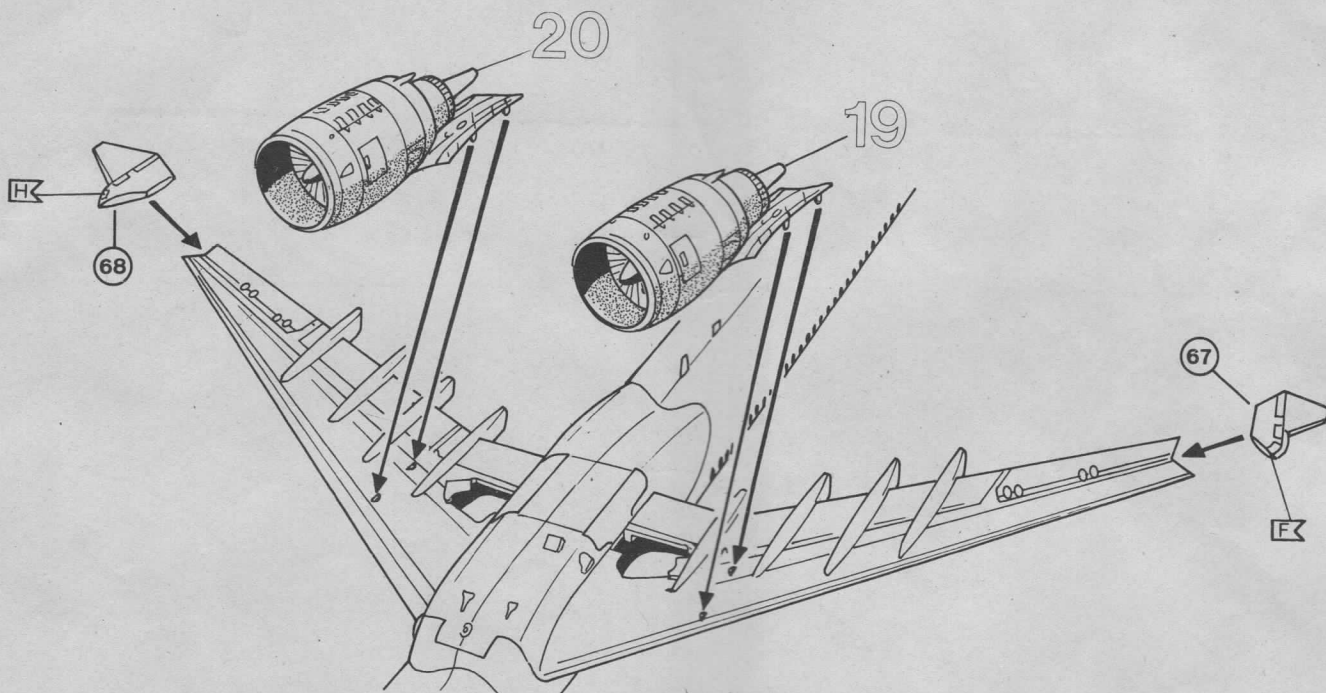
19 



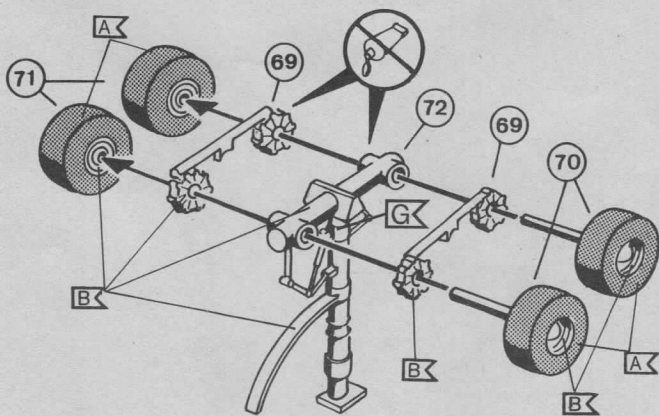
20 



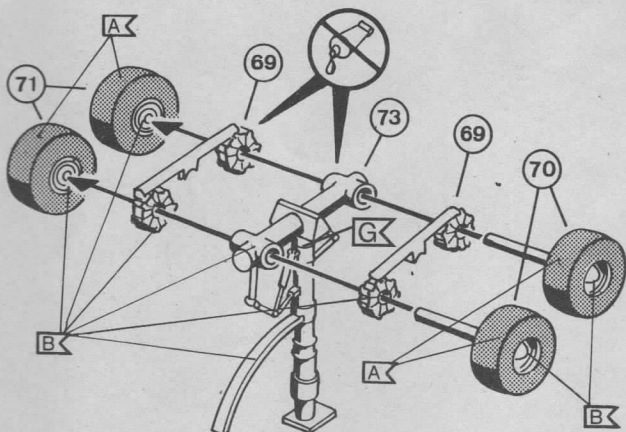
21 



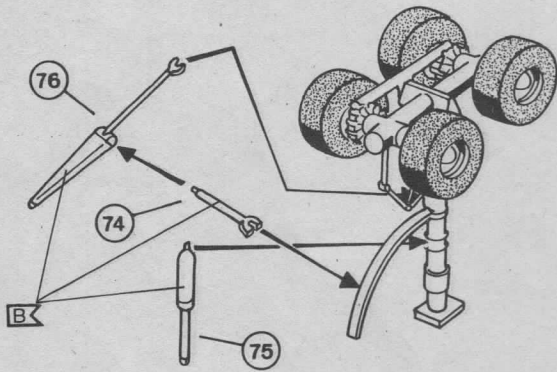
22  





23  



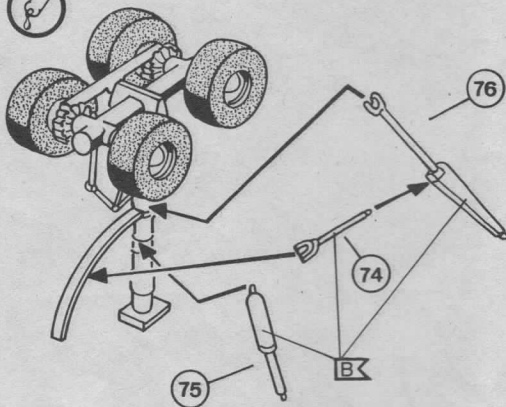
24 





25 



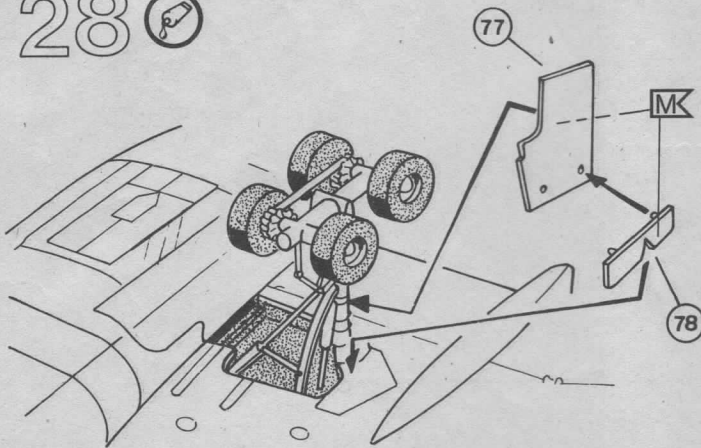
26 



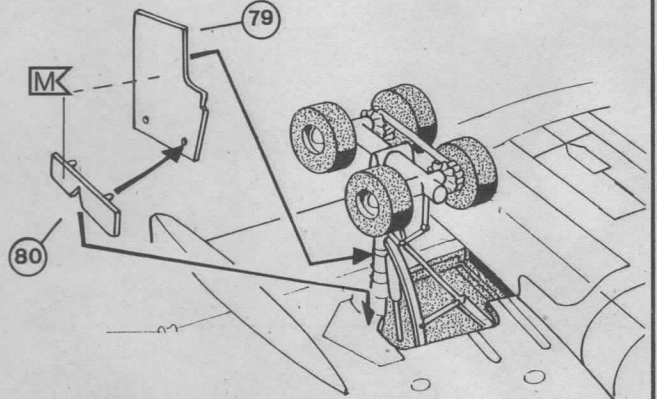
27 



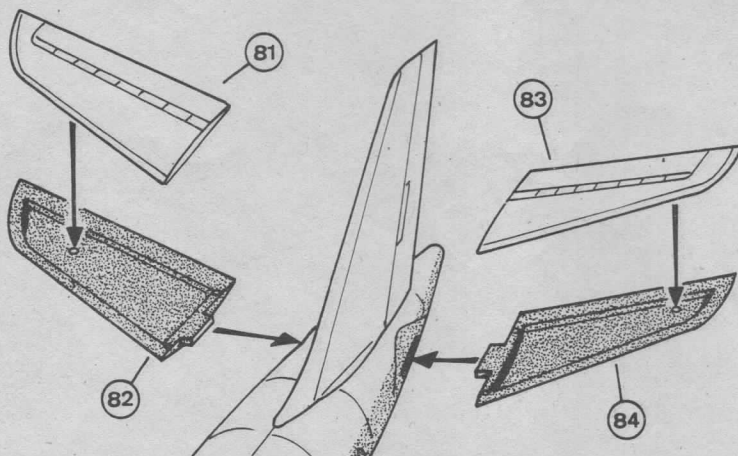
28 



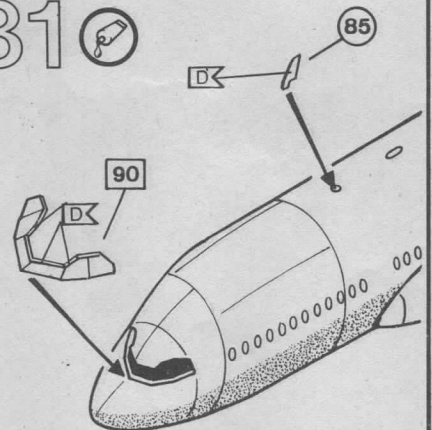
29 



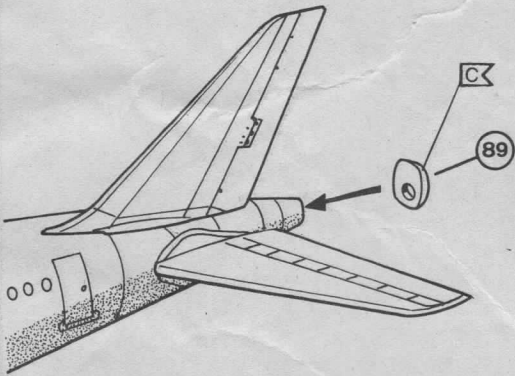
30 




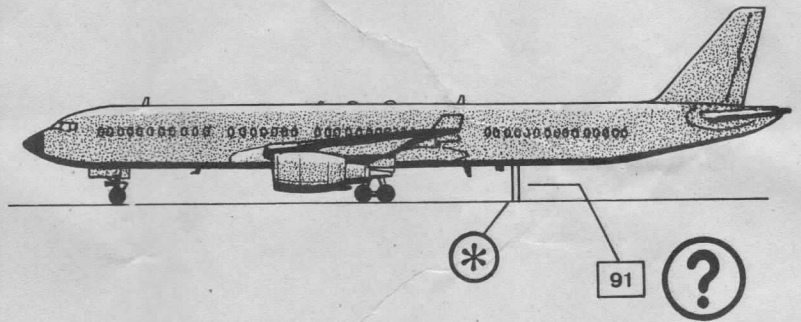
31 




32 



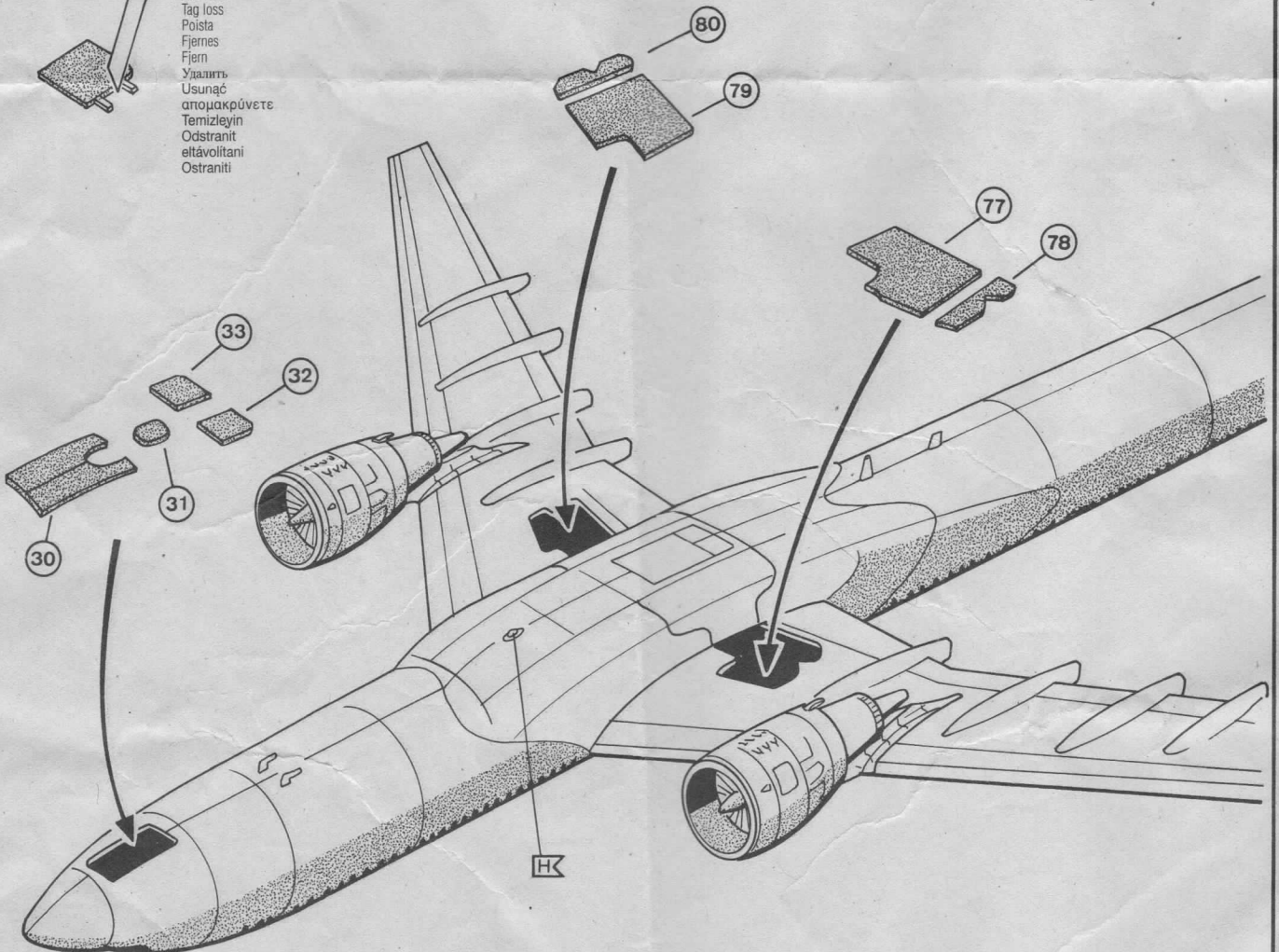
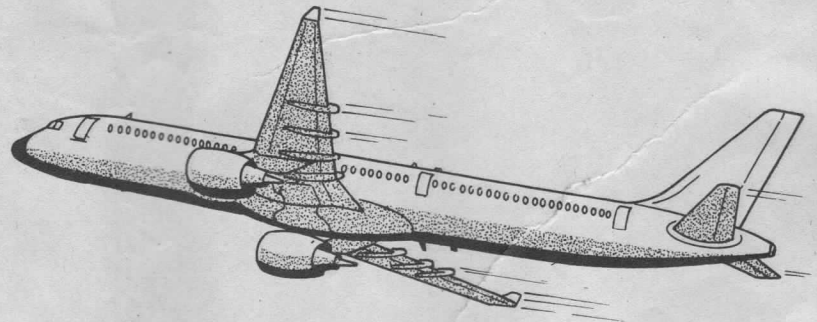
33 



~~34~~  



Entfernen  
Remove  
Détacher  
Verwijderen  
Sacar  
Retirar  
Eliminare  
Tag loss  
Poista  
Fjern  
Fjern  
Удалить  
Usunąć  
απομακρύνετε  
Temizleyin  
Odstranit  
eltávolítani  
Ostraniti






# 35



## Airbus A330-300 AER LINGUS EI-DUB & EI-ORD

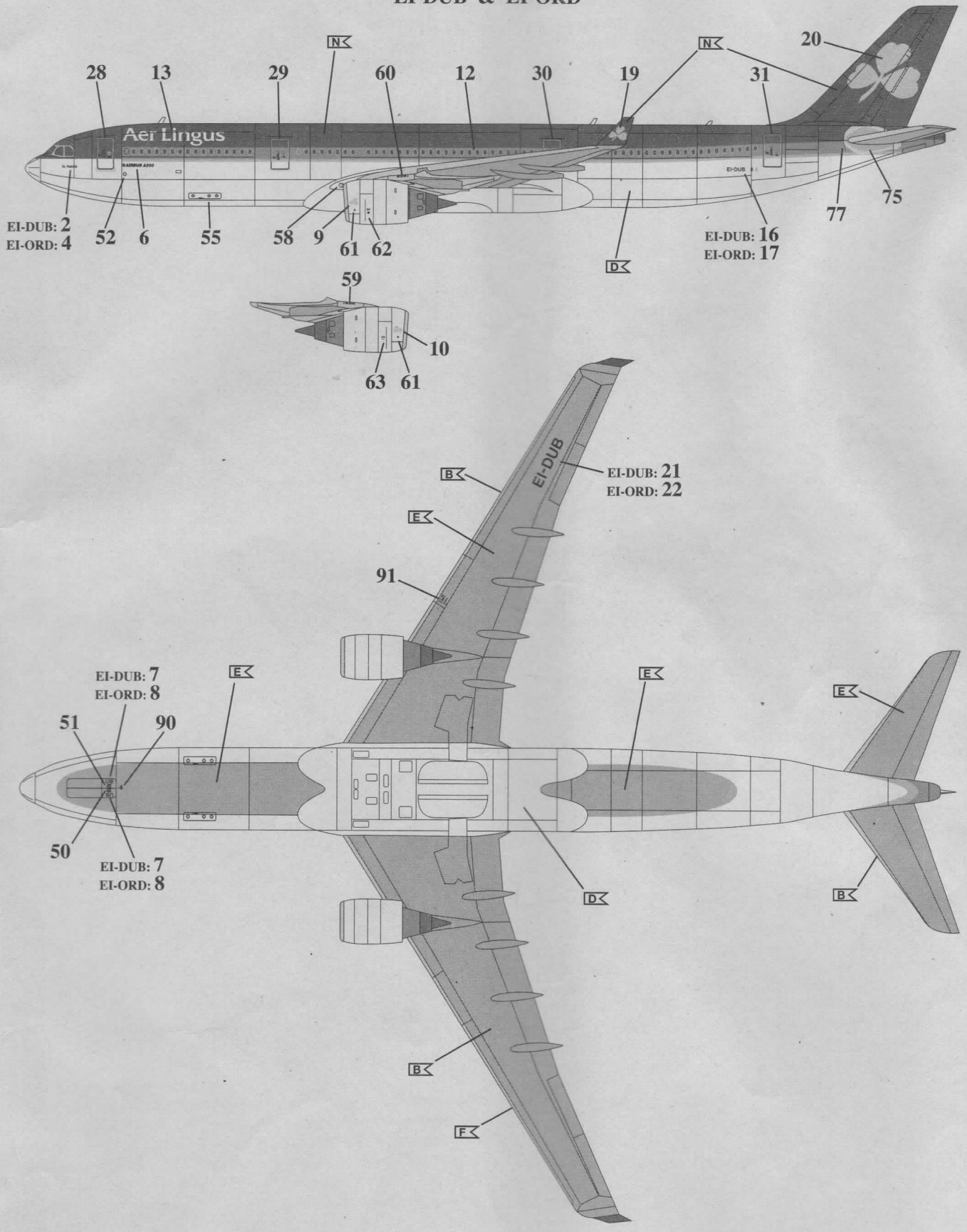




# Airbus A330-300 AER LINGUS EI-DUB & EI-ORD



# 35a



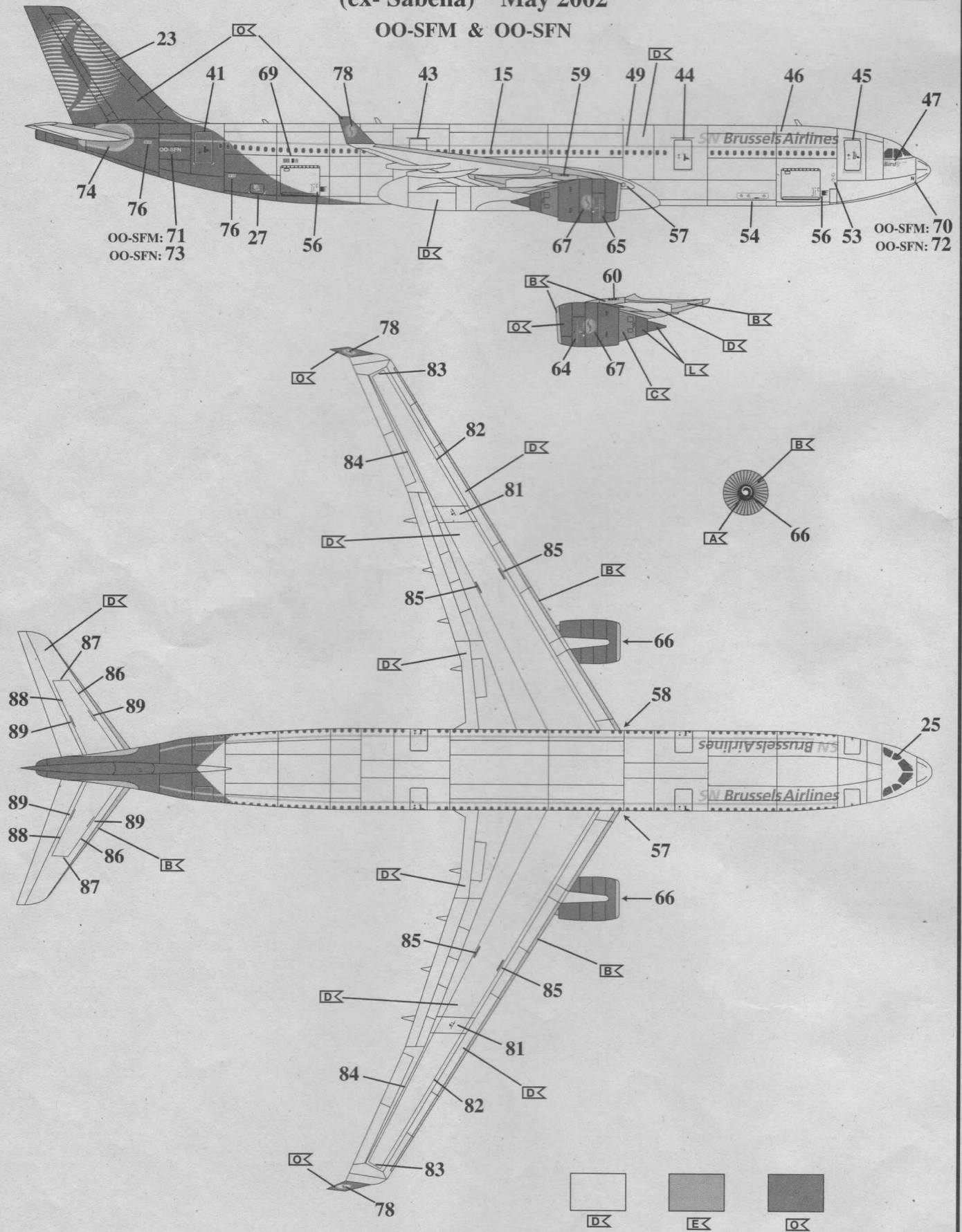
# 36




## Airbus A330-300 SN Brussels Airlines (ex- Sabena) May 2002



OO-SFM & OO-SFN





# Airbus A330-300 SN Brussels Airlines (ex- Sabena) May 2002



# 36a

### OO-SFM & OO-SFN

