

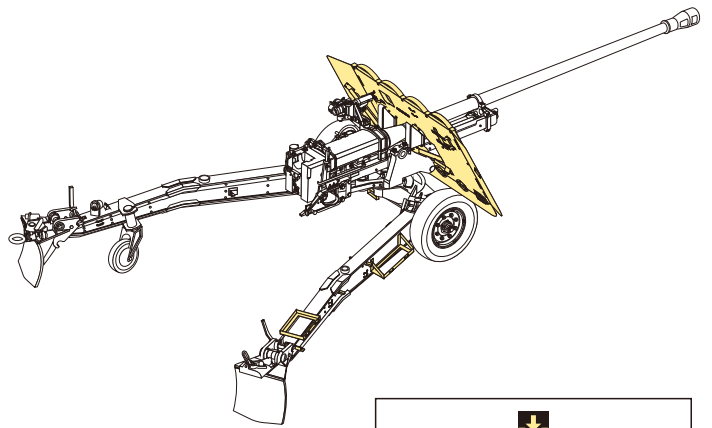

1/35 MILITARY MINIATURE VEHICLE UPGRADE SERIES PE35410











WWII British 17pdr Anti-tank Gun Mk.I


二战英军17磅 MK.I 型反坦克炮

[For Bronco 35024]

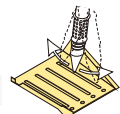
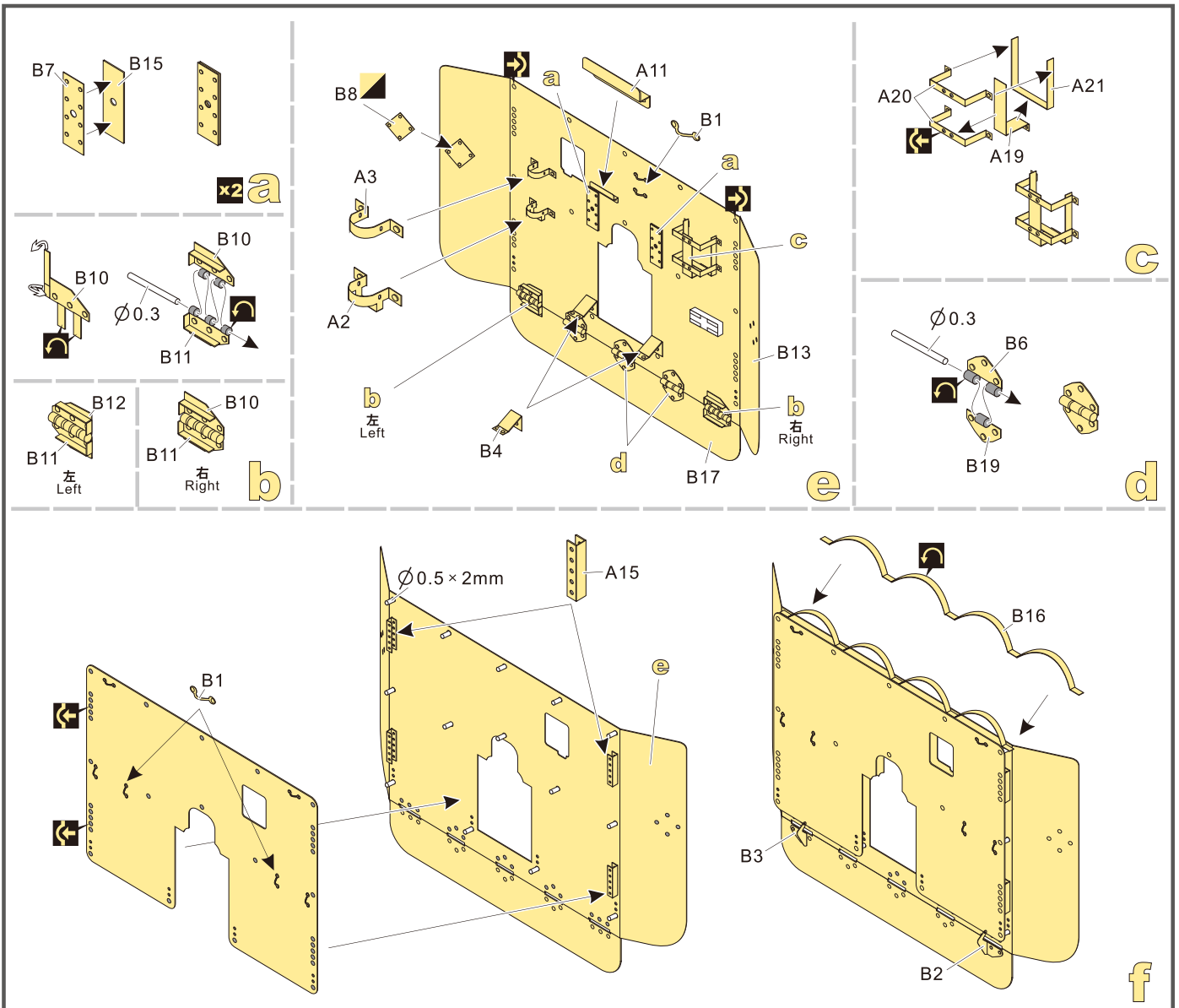
推荐使用工具 RECOMMENDED TOOLS



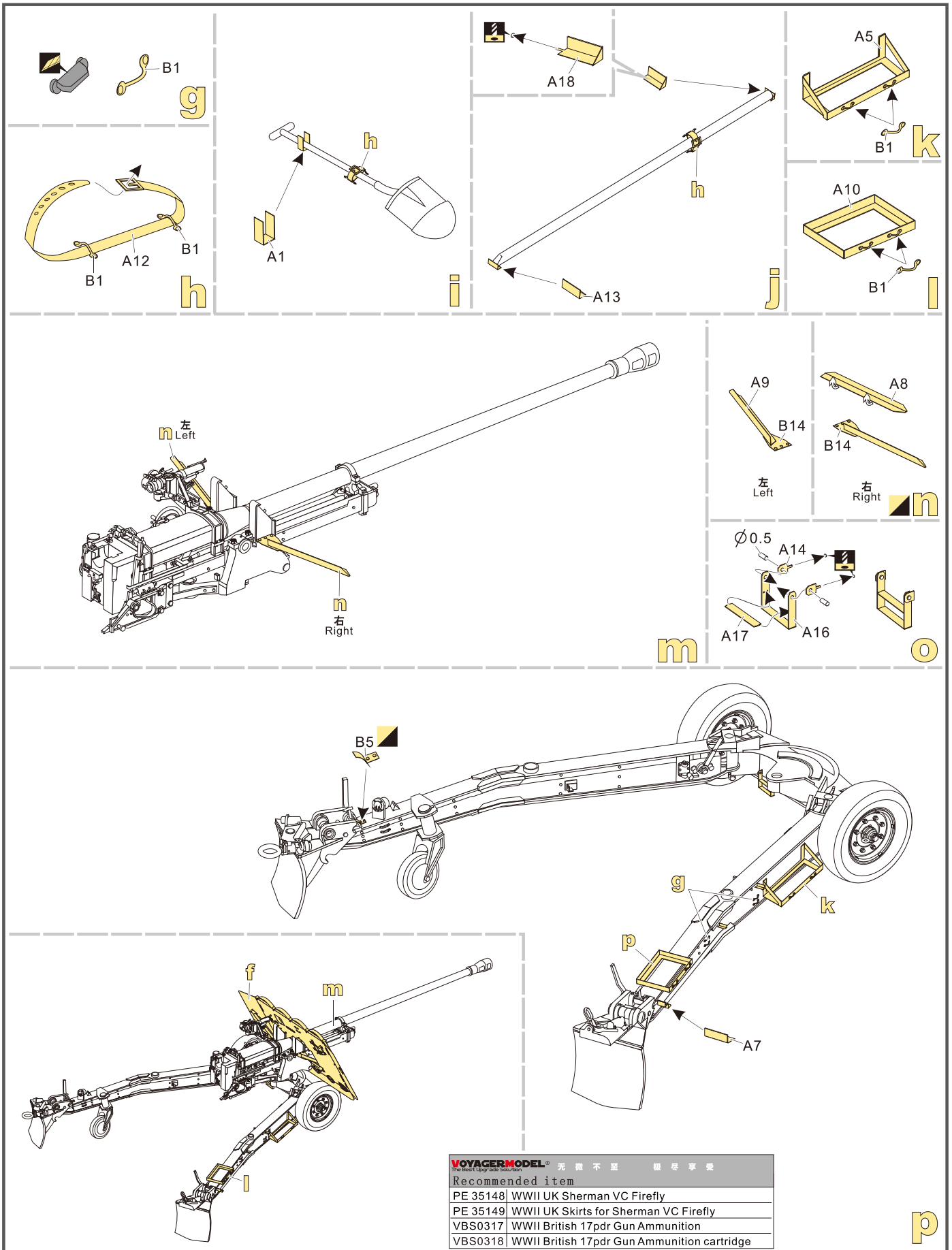
- 
安装
install
- 
折叠
bend
- A1**
改造件零件编号
PE/resin part number
- B12**
原零件编号
kit part number
- C22**
被替换的原零件编号
replaced kit part number
- 
 另一侧相同制作
repeat on opposite side
- 
切除
remove
- 
打磨
grind off
- 
弧度卷曲
radial bending
- 
制作若干组
multiple assembly
- 
选择安装
alternative
- 
钻孔
drill
- 
用胶棒制作
make from plastic rod


 用尖端在凹槽处冲压
use penpoint to press on the dent

蚀刻片零件内槽面向上
Put the part upside down
用笔尖在凹槽处刺
Use penpoint to press on the dent

1/35 MILITARY MINIATURE VEHICLE UPGRADE SERIES PE35410



VOYAGERMODEL[®] 无微不至 精益求精

The Best Upgrade Solution

Recommended item	
PE 35148	WWII UK Sherman VC Firefly
PE 35149	WWII UK Skirts for Sherman VC Firefly
VBS0317	WWII British 17pdr Gun Ammunition
VBS0318	WWII British 17pdr Gun Ammunition cartridge