

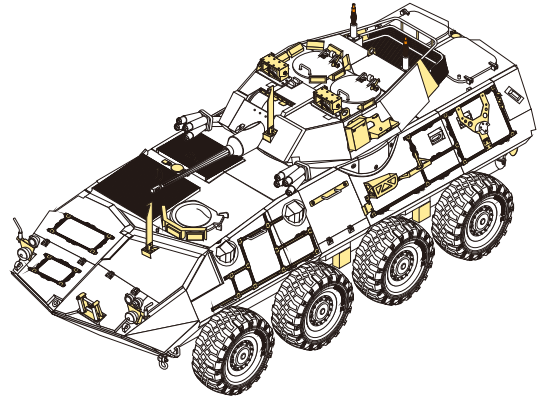

1/35 MILITARY MINIATURE VEHICLE UPGRADE SERIES PE35405

Modern USMC LAV-A2 basic

现代美军LAV-A2装甲车基本改造件

[For TRUMPETER 01521]

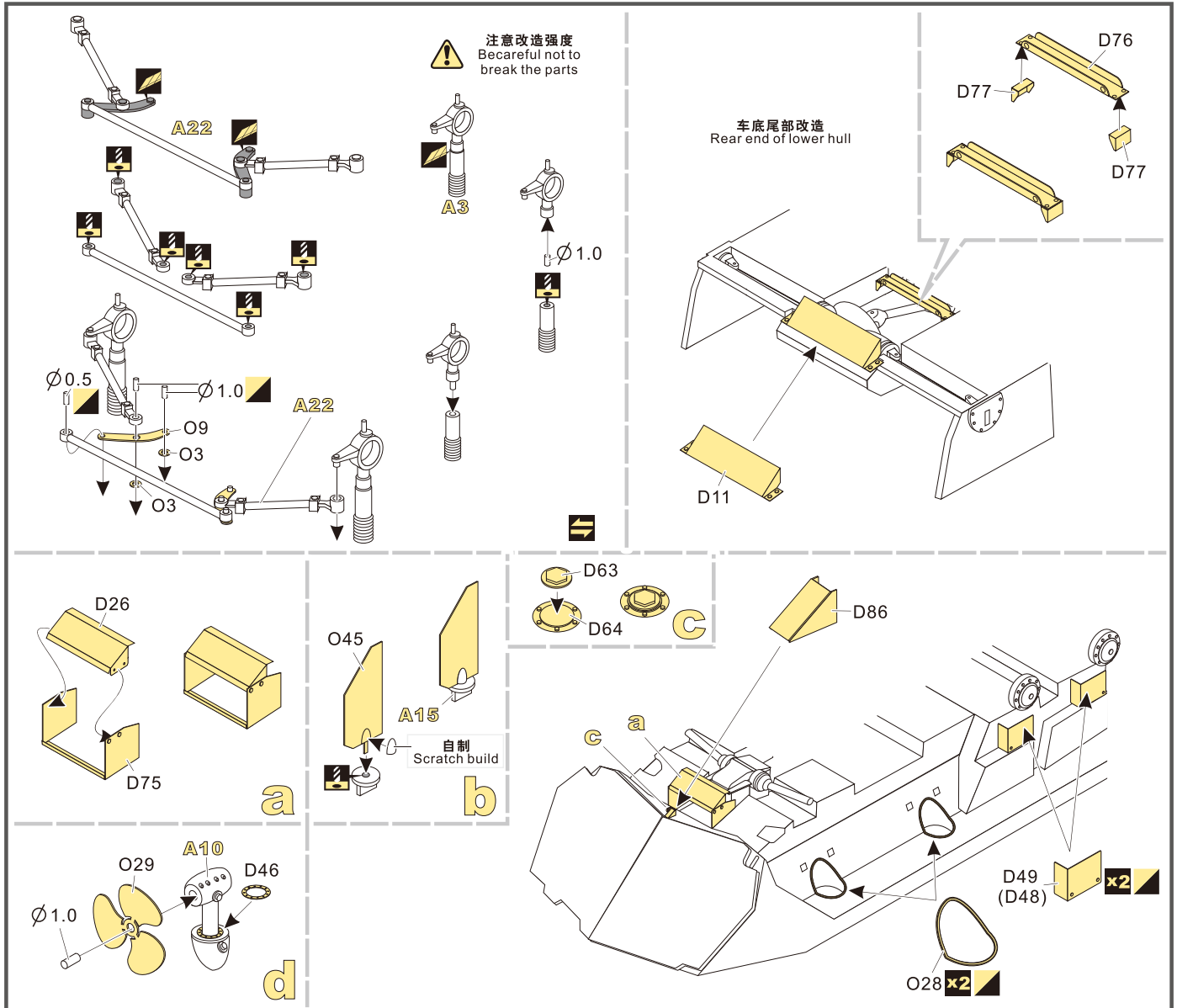
推荐使用工具 RECOMMENDED TOOLS



- ↑ 安装
install
- ↩ 折叠
bend
- A1**
改造件零件编号
PE/resin part number
- B12**
原零件编号
kit part number
- C22**
被替换的原零件编号
replaced kit part number
- 另一侧相同制作
repeat on opposite side
- 切除
remove
- 打磨
grind off
- 弧度卷曲
radial bending
- x2**
制作若干组
multiple assembly
- 选择安装
alternative
- 钻孔
drill
- 注意
caution

用尖端在凹槽处冲压
 use penpoint to press on the dent

蚀刻片零件内朝面向上
 Put the part upside down
 用笔尖在凹槽处刺
 Use penpoint to press on the dent



1/35 MILITARY MINIATURE VEHICLE UPGRADE SERIES PE35405

Ø 0.5

O32

B3

e

D60

菲林 Film

D80

左 Left

右 Right

f

D79

D78

B1

B6

×2 g

D51

Ø 0.3

D84

D47

D87

拧 90°
Twist 90 degrees

O35

D62

h

i

D37

D58

D68

D57

D36

N1

O31

N5

O31

自制
Scratch build

O42

N3

O44

p

D24

D23

D35

O27

O18

O21

D14

N9

安装示例
Typical installation

自制
Scratch build

q

D3

D70

O14

O13

u

v

B14

B10

t

h

g

v

f

b

d

q

t

s

h

g

v

f

b

d

q

t

s

u

k

i

m

E9

E18

E14

E17

E14

E10

E8

E15

E13

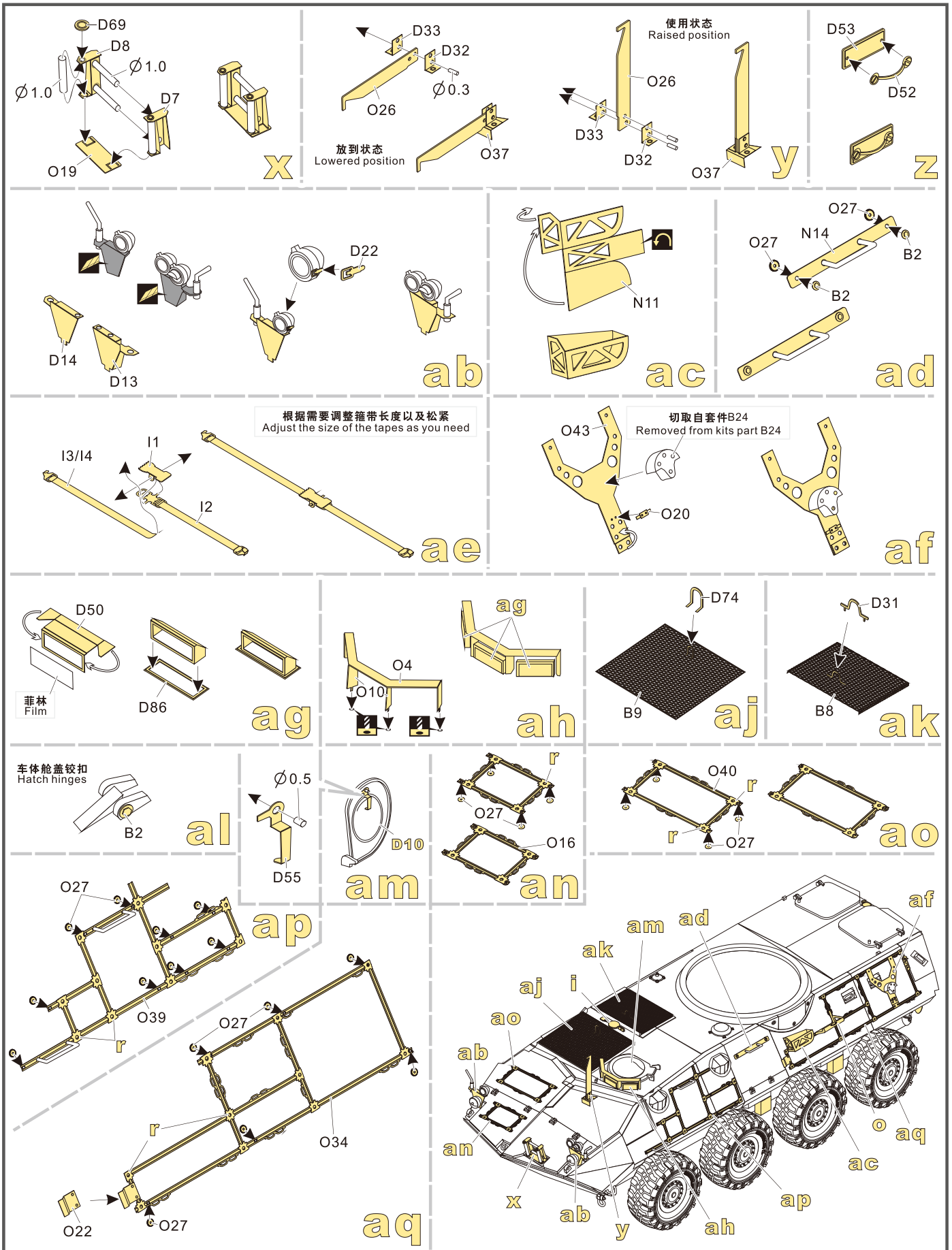
E12

E11

E11

×2 W

1/35 MILITARY MINIATURE VEHICLE UPGRADE SERIES PE35405



1/35 MILITARY MINIATURE VEHICLE UPGRADE SERIES PE35405

VOYAGERMODEL 无微不至 极尽享受
The Best Upgrade Solution

Recommended item

PE 35402	Modern USMC LAV-25 SLEP basic
PE 35424	Modern Australian ASLAV-25
PEA 242	Modern US LAV-25 ECM Antenna set (pole telescopic)
PEA 243	Modern USMC LAV-25 family Road Wheels (wide size)
PEA 244	Modern USMC LAV-25 family Road Wheels (Narrow size)
PEA 249	Modern USMC LAV-25 turret blast shield
PEA 250	Modern USMC LAV-25-SLEP exhaust cover

1/35 MILITARY MINIATURE VEHICLE UPGRADE SERIES PE35405

