

 **Prestige Series**

AURORA 



MESSERSCHMITT Bf 109 G

KIT NO. 6602

1/72 SCALE

6602-140

HISTORY

When most people think of aircraft from World War II, a few "Classic Aircraft" come immediately to mind. The American P-51 Mustang, the British Spitfire and the Japanese Zero would all be named, but probably the most famous would be the German Messerschmitt Me 109 as it was known during the War.

Designed by Prof. Willy Messerschmitt as the primary single seat fighter of the Luftwaffe, the Bf 109 was the most important German aircraft of World War II. The 109G was the most important of the 109 Series as it was used by almost all units during its combat life and was successful against almost all of its adversaries. In the point-defense interceptor role, the "Gustav" was an excellent aircraft.

The Bf 109 Series was envisioned as an air superiority fighter. The use of this angular aircraft in Spain, Poland, and against British bombers early in the War, led to the reliance by the German General Staff on the 109 as the ultimate fighter. While this theory was eventually disproved, the 109 was to give satisfactory service, and it was used by almost all of Germany's top pilots. If it were not for the serious fuel shortage late in the War, the Bf 109G could have been a more serious deterrent to the Allied air raids over the German Homeland.

This AURORA-HELLER Kit can be built as Bf 109s in a choice of the following markings: A 109 G5 of German's No. 2 Ace, Gerhard Barkhorn; a 109 G6 of Ace Wolf-Dietrich Wilcke; a 109 G5 or 109 G2 from the Russian Front; or, a 109 G6 from Finland.

IMPORTANT - READ THIS BEFORE STARTING

1. Study illustrations and instructions carefully before you start assembly.
2. We recommend using a hobby knife to cut parts off from runners and to remove excess plastic.
3. Check fit by assembling parts without cement first before cementing in place.
4. On styrene parts (all parts except tread) use only cement for styrene. Liquid cement should be used for assembly of small parts.
5. In each step, the unassembled parts are shown in white.
6. If you wish to paint your model, see the decal placement and painting instructions before assembling. Use only enamel or paint for plastics and allow paint to dry thoroughly before handling. Where necessary, be sure to scrape paint from areas to be cemented. Cement will not work on paint. Paint overall camouflage after assembly. Smaller detail parts are best painted before assembly.
7. Assemble parts in the correct assembly sequence listed in the instructions.

4 = PART NUMBER

4 = ASSEMBLY SEQUENCE NUMBER

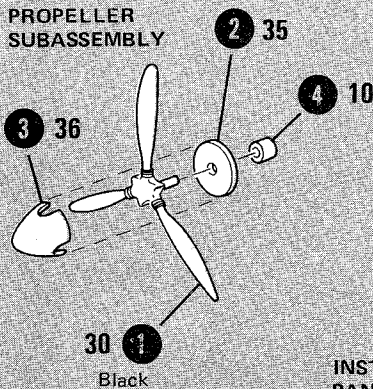
© 1977 AURORA PRODUCTS CORP., WEST HEMPSTEAD, N.Y. 11552

AURORA PRODUCTS OF CANADA LTD REXDALE, ONTARIO CANADA AURORA PRODUCTS NEDERLAND N.V. NIJKERK, HOLLAND
PRINTED IN U.S.A.

NOTE: Decide what version of the plane you wish to build. See back page camouflage guide for identification of variants that can be built.

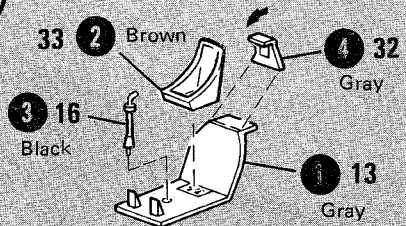
1A

PROPELLER SUBASSEMBLY



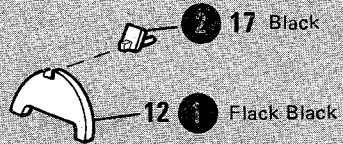
1B

INTERIOR SUBASSEMBLY



1C

INSTRUMENT PANEL SUBASSEMBLY



2

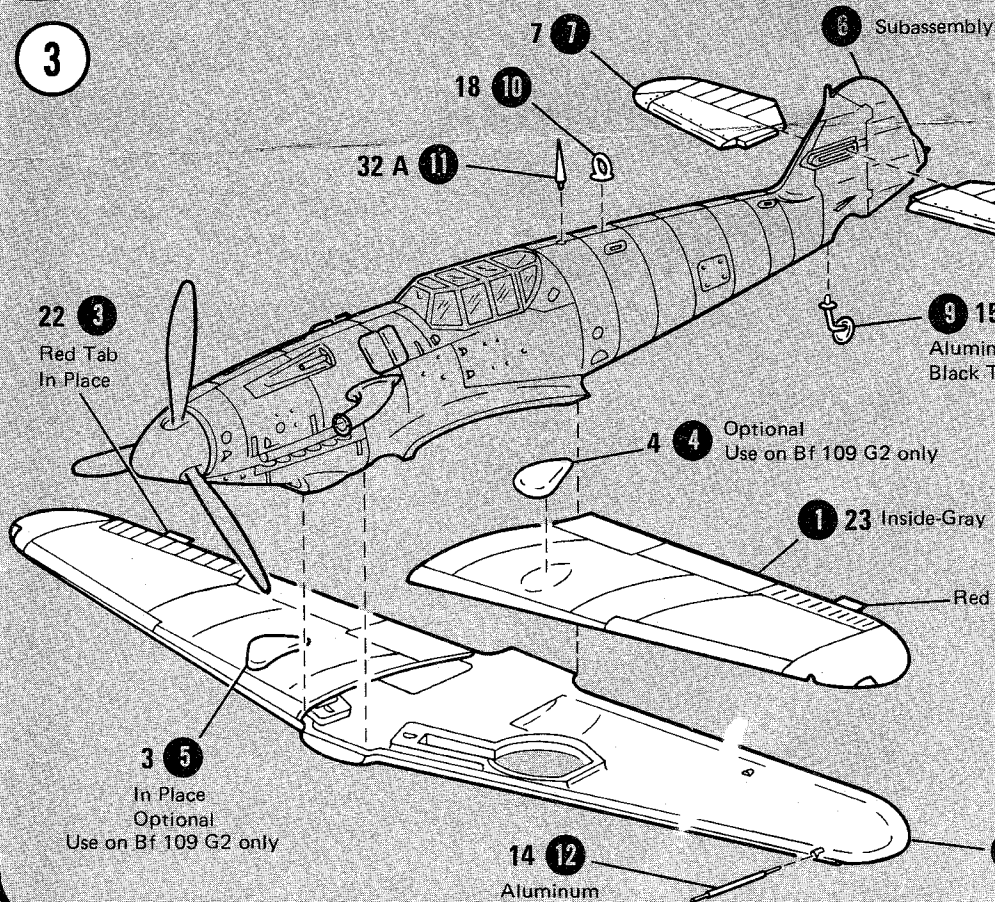
*Optional

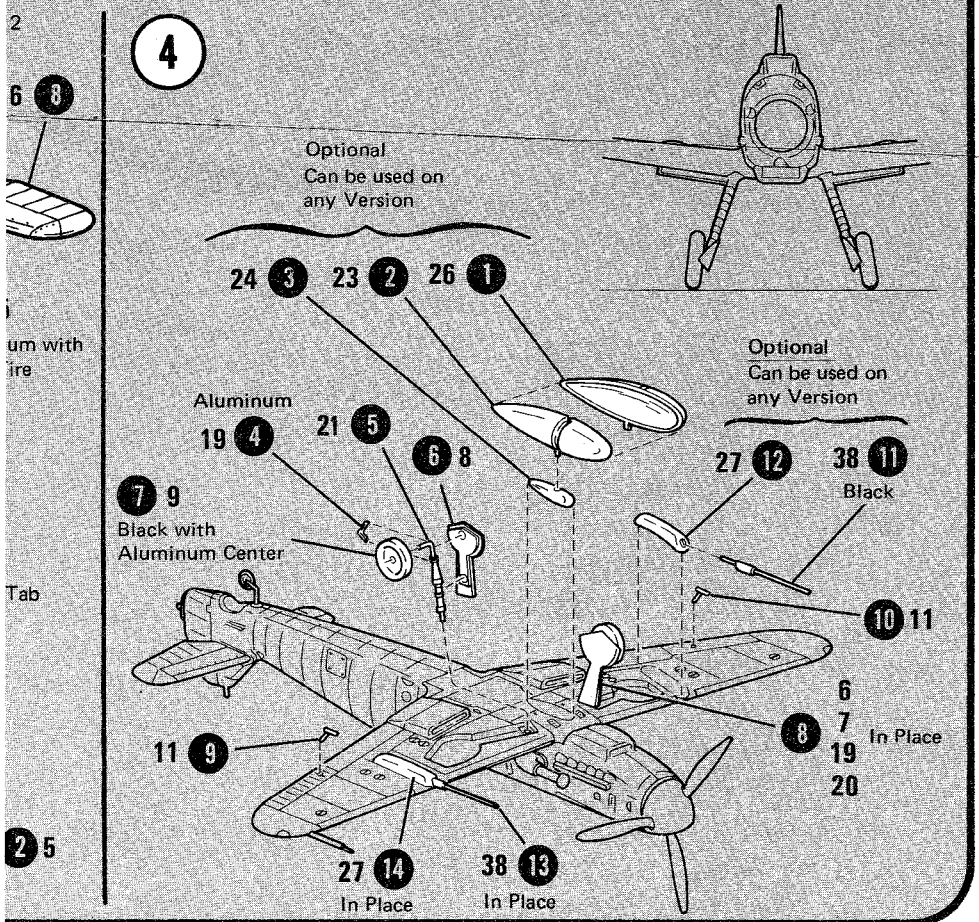
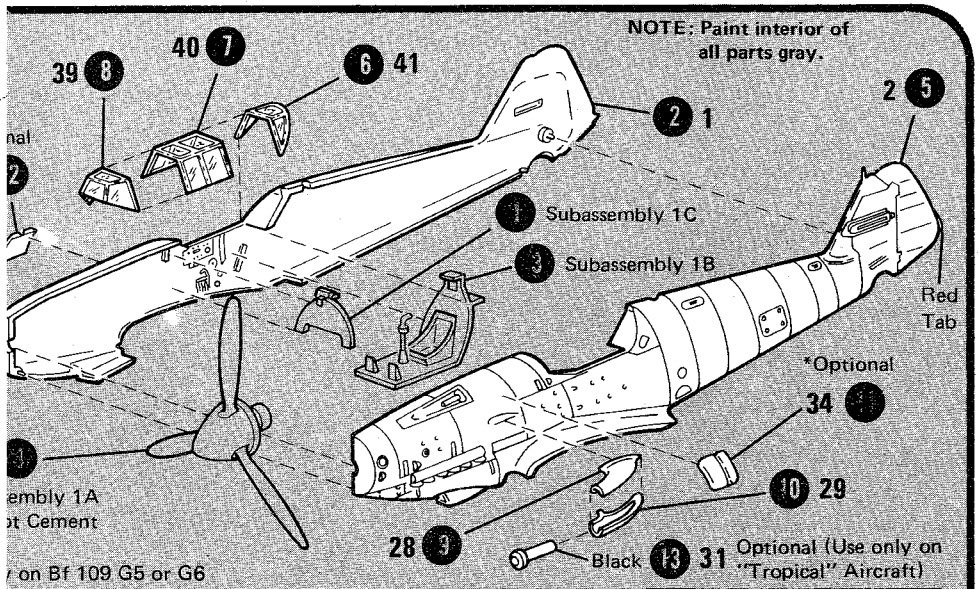
34

Subassembly Do Not

*Use only

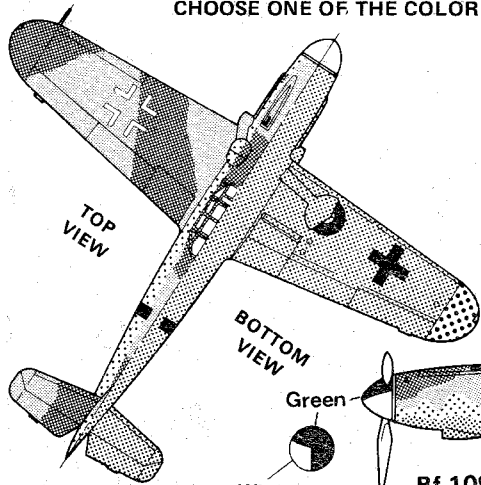
3










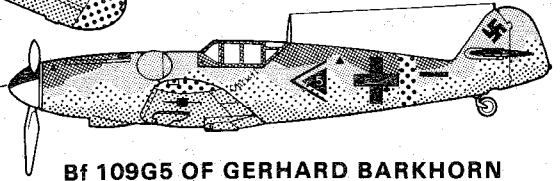
DECAL AND PAINTING INSTRUCTIONS

CHOOSE ONE OF THE COLOR SCHEMES SHOWN BELOW



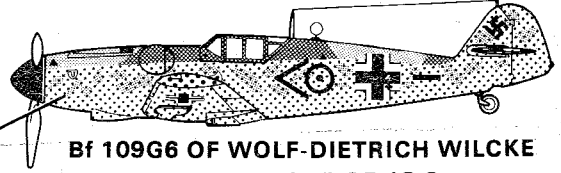
- | | | | |
|---|------------|---|------------|
|  | LIGHT GRAY |  | LIGHT BLUE |
|  | DARK GRAY |  | YELLOW |
|  | GRAY GREEN | | |

BOTTOM VIEW

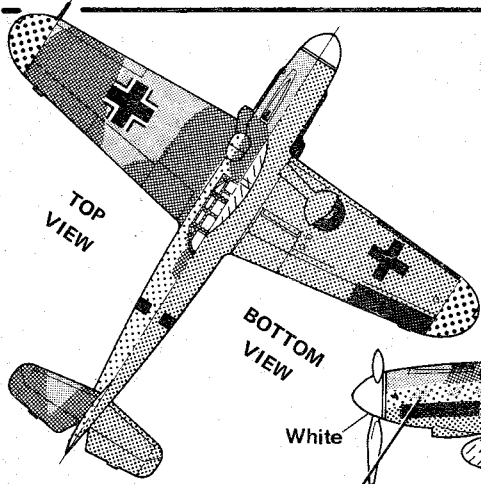









**Bf 109G5 OF GERHARD BARKHORN
GRUPPENKOMMANDEUR OF JG 52, RUSSIA**

CAMOUFLAGE
MOTTLING



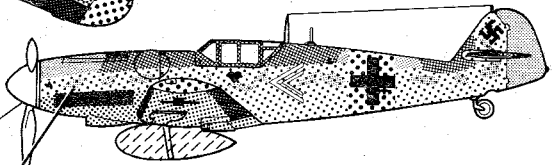
**Bf 109G6 OF WOLF-DIETRICH WILCKE
KOMMODORE OF JG 3**



- | | | | |
|---|-------------|---|------------|
|  | LIGHT GREEN |  | LIGHT BLUE |
|  | DARK GREEN |  | YELLOW |
|  | KAHKI GREEN |  | BLACK |
|  | GRAY GREEN | | |

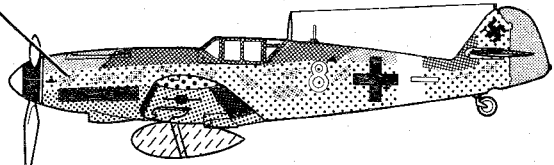
BOTTOM VIEW

White



Bf 109G5 OF JG 54, RUSSIA

CAMOUFLAGE
MOTTLING



Bf 109G2, RUSSIA