



KMC
SPITFIRE Mk 22/24 Cockpit Set
 1/48th scale 65-6020
 Recommended KE Arfix #07105

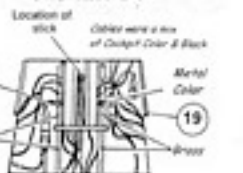
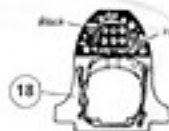
BEST REFERENCE MATERIAL:
 -SCALE AIRCRAFT MODELLING, Vol 9, N°1, March 1997
 -SUPERMARINE SPITFIRE #337, Model Art Special 1992

- PARTS LIST**
- 1 RIGHT SIDEWALL
 - 2 LEFT SIDEWALL
 - 3 THROTTLE HANDLE
 - 4 AUXILIARY CONTROL BOX
 - 5 ARMOR PLATE
 - 6 WINGGREEN DE-ICING
 - 7 COCKING HANDLE
 - 8 FUEL SELECTOR PANEL
 - 9 SEAT
 - 10 HANDLE
 - 11 FLOOR/NEEDLEHOOK UP
 - 12 ENTRANCE DOOR
 - 13 GUN/SIGHT
 - 14 CONTROL STICK
 - 15 FORWARD COCK
 - 16 HINGE/PROP
 - 17 FLOOR PEDAL
 - 18 REAR SUBHEAD
 - 19 MAIN PANEL
 - 20 "FLOOR" SECTION



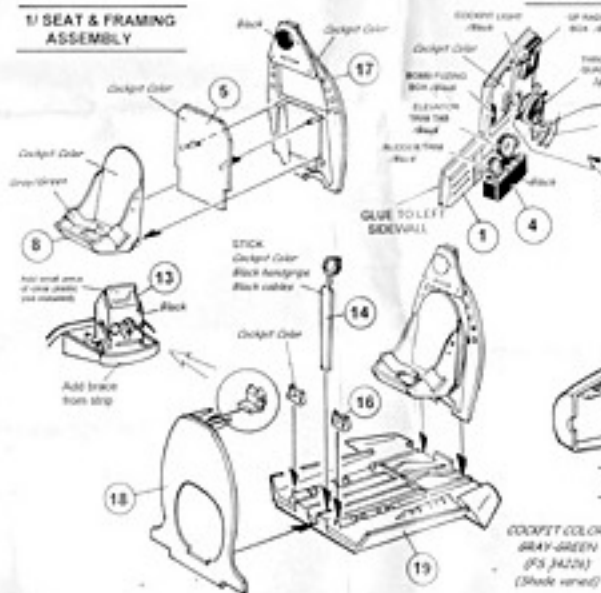
RESIN PARTS
 REMOVE SHADED AREAS

REMOVE BY SANDING ON A FLAT TOP UNTIL HOLES OPEN UP

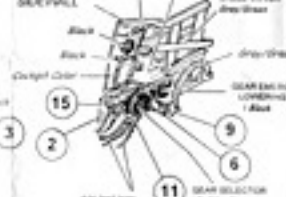


2/ SIDEWALL PREPARATION

1/ SEAT & FRAMING ASSEMBLY



GLUE TO RIGHT SIDEWALL



3/ FINAL ASSEMBLY



IMPORTANT NOTE
 THE SPITFIRE DID NOT HAVE A FLOOR. ONLY TWO FOOTRESTS SURROUNDING BY A CLUSTER OF SPRINGS, WIRING AND CONTROL CABLES FOR THE LEFT AND RIGHT SEATERS ARE INCLUDED. A SECTION WITH ALL THESE ALREADY MOUNTED ON TO SIMULATE THE PLUMBLINE AREA BEHIND THE SEAT AND HOIST THESE TO FIT THE SECTION BLOCK AND HIGHLIGHT THE FOOTRESTS AND OTHER DETAIL.
 FOR THE FOOTRESTS WE INCLUDE A SMALL OR SECTION REPRESENTING ONLY THE FOOTRESTS. THIS SHOULD BE GLUED TO THE REAR SUBHEAD AND ALL WIRING AND CABLES SHOULD BE HOODS FROM SCRATCH.

VISIT KMC ON THE INTERNET
<http://www.KMCMiami.com>