

GERMAN 80TON TYPE SSYMS FLATCAR SCHWERER PLATFORMWAGEN w/Early Feature

ドイツ軍用シムス80ケトン
大型平台貨車-早期型
德國80噸SSYMS平板運輸車-早期型




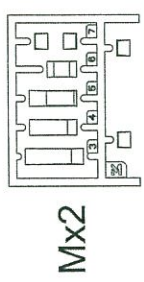
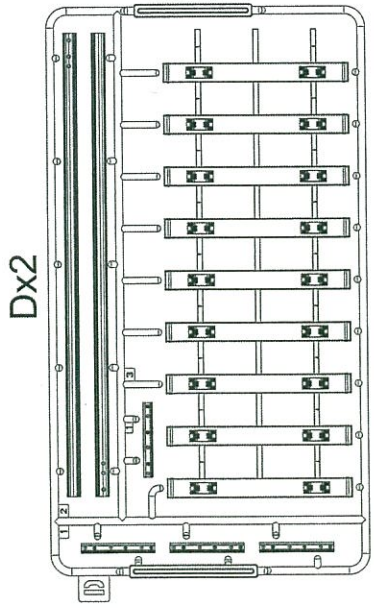
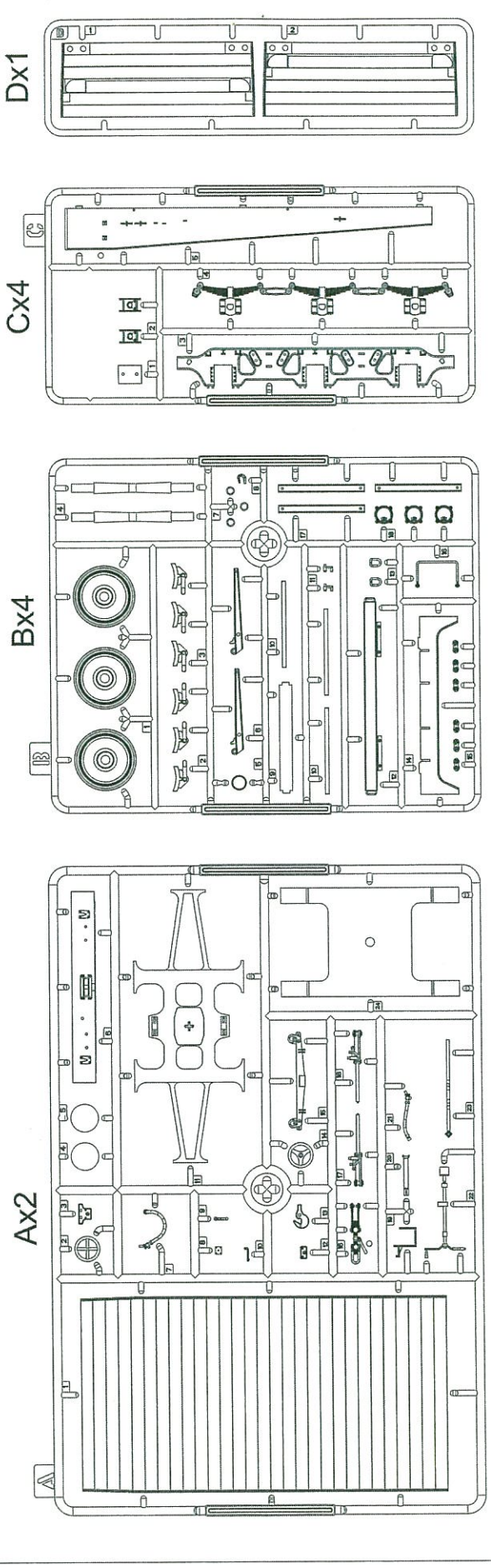


Germany has maintained a well-developed railway network since the late 19th century. This railway network had supported Prussian and German operations since the Pruden War (1864) and even the German General staff had taken railway capacity into account in planning many campaigns. By the time of World War II, in addition to troops and basic logistics, German railways had to transport all kinds of large-scale military equipment, especially the armored units that served as the main force in the blitz and later defensive operations. It can be said that the domestic and occupied areas of the railway during World War II Germany is the basic guarantee of logistics and combat effectiveness. At the end of the war, the Allied bombardment destroyed all the railways in Germany, and the defeat of the German army was inevitable. In this sense, the German armored units of the railway transport is the basic premise of its combat effectiveness.

During World War II, the standard flat trains common in the German army were roughly divided into three categories: light (under 30 tons) two-axle railway wagons; 40-50 ton TSSys four-axle flat trains; and 80-ton SSYms six-axle flat trains. Generally speaking, during World War II, the bearing weight of railway wagons was about 15 tons, and the Omnr bearing capacity of those two axles was 30 tons. The four-axis SSys load is 60 tons (50 tons is the upper limit), the six-axis SSYms load is 90 tons (80 tons is the upper limit), can carry 56 tons of TIGER, 72 tons of KING TIGER, 78 tons of ELEPHANT.

德意志地區從19世紀後期開始就喜直保有發達的鐵路網絡。這個鐵路網絡從普丹戰爭（1864年）開始就喜直支撐著普魯士和德國的戰爭行動，甚至德軍總參謀部在謀劃許多戰役時，都要把鐵路運力作為相當重要的考慮因素。到了二次大戰的時候，除了兵員和基本的後勤之外，德國鐵路還要承擔各種大型化軍事裝備的運輸，尤其是作為閃擊戰和後期防禦戰主力的裝甲部隊。可以說，國內和占領區的鐵路是二戰期間德國後勤和戰鬥力的基本保證。到了戰爭後期，盟軍的狂轟濫炸把德國境內的鐵路破壞殆盡，德軍的失敗也就不可避免。從這個意義上講，德軍裝甲部隊的鐵路運輸是其戰鬥力發揮的基本前提。

二戰期間，德軍常見的標準化平板列車大概分為三類：輕型（30噸以下）的兩軸鐵路貨車；40-50噸級別的SSys四軸平板列車；還有80噸級別的SSYms六軸平板列車。壹般而言二戰時期鐵路貨車的軸承重大概是15噸左右，那兩軸的0mmr承重是30噸，四軸的SSys承重是60噸（壹般裝50噸是上限），六軸的SSYms承重是90噸（壹般裝80噸是上限），可以運載56噸的虎式，72噸的虎王，78噸的象式。



Decal

Dx2

Mx2

Pb I&II

仅银橡胶叶及更高版
PE in silver version and above

Wax2

仅铁橡胶叶及更高版
含这套蚀刻片
Wooden deck in iron version and above
Wbx4 D1 D2

REMOVE
切除
切り取ってください



OPTIONAL
可选择使用
どちらか選択してください



OPEN HOLE
钻出孔洞
穴を開けてください



FILL HOLE
填平孔洞
穴を埋めてください



INSTANT GLUE
速干胶
瞬間接着剤



DO NOT CEMENT
不用粘接
接着しないでください

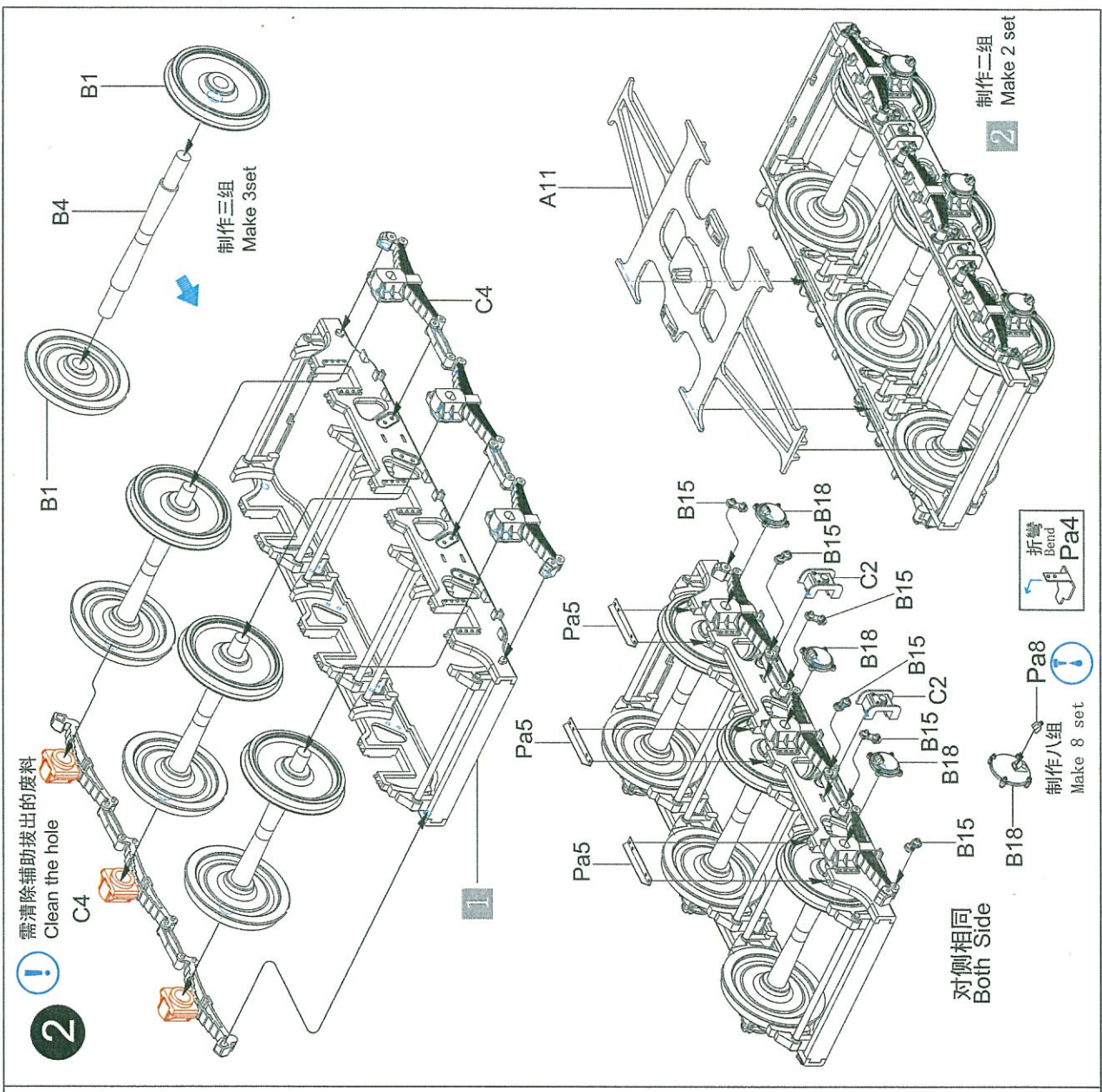
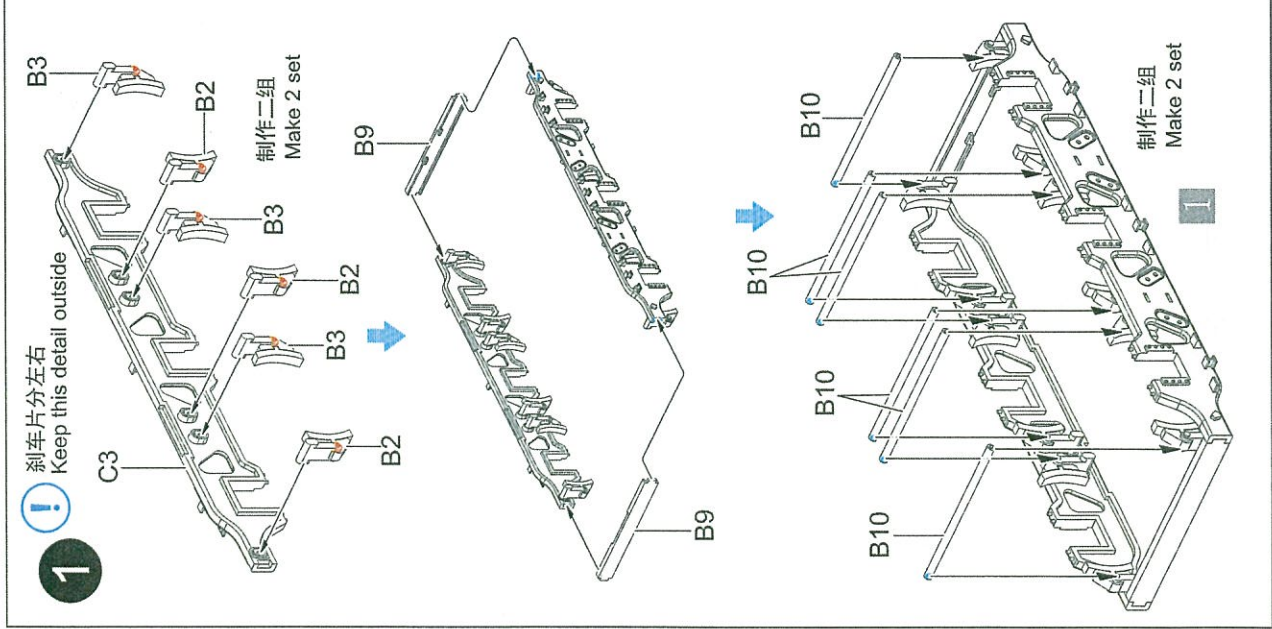


APPLY DECAL
贴上水贴
デカールを貼ってください

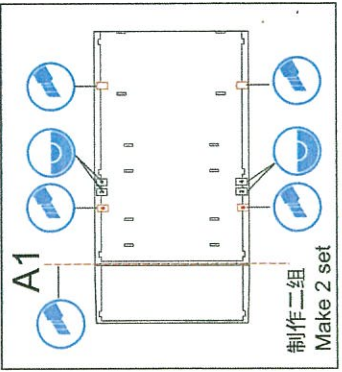
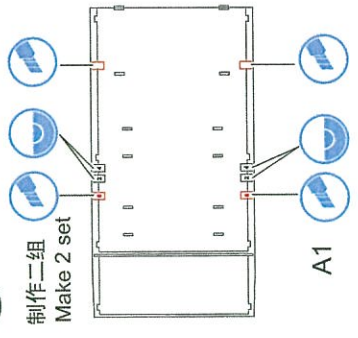


BE CAREFUL
小心注意
注意してください

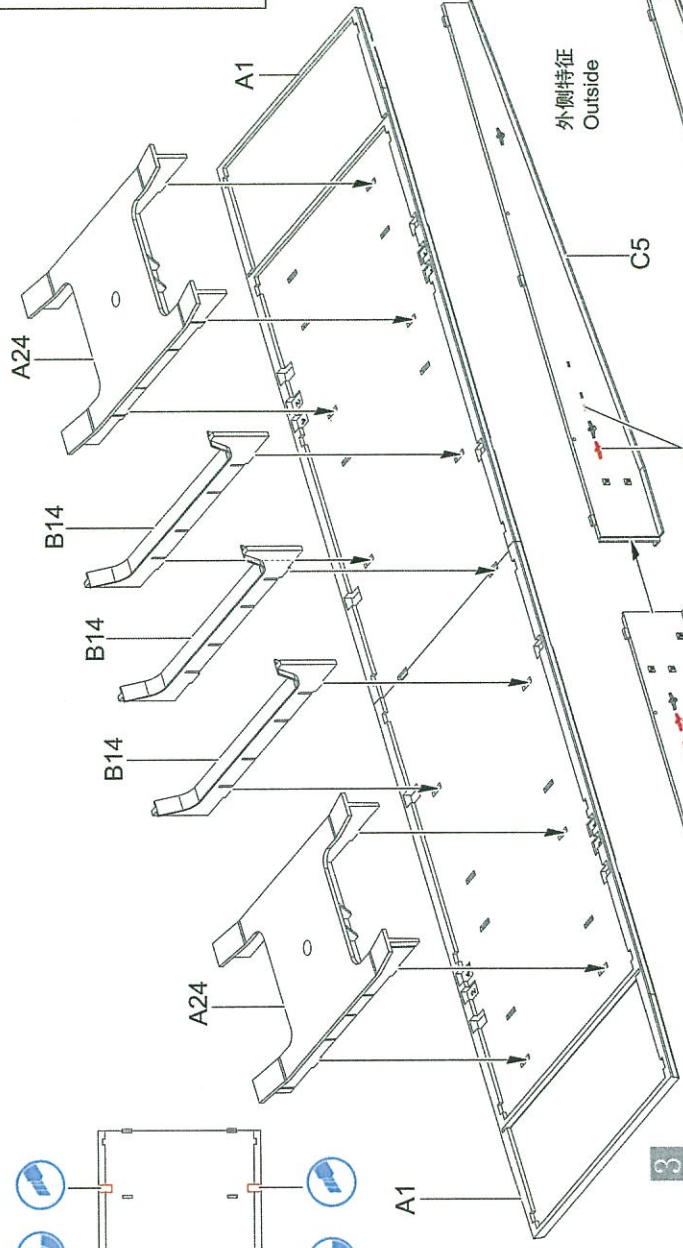




3



早期特征连接
Early Feature



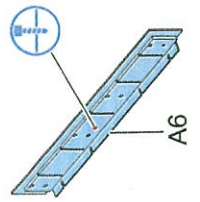
3

外侧特征
Outside

内侧特征
Inside

3

4

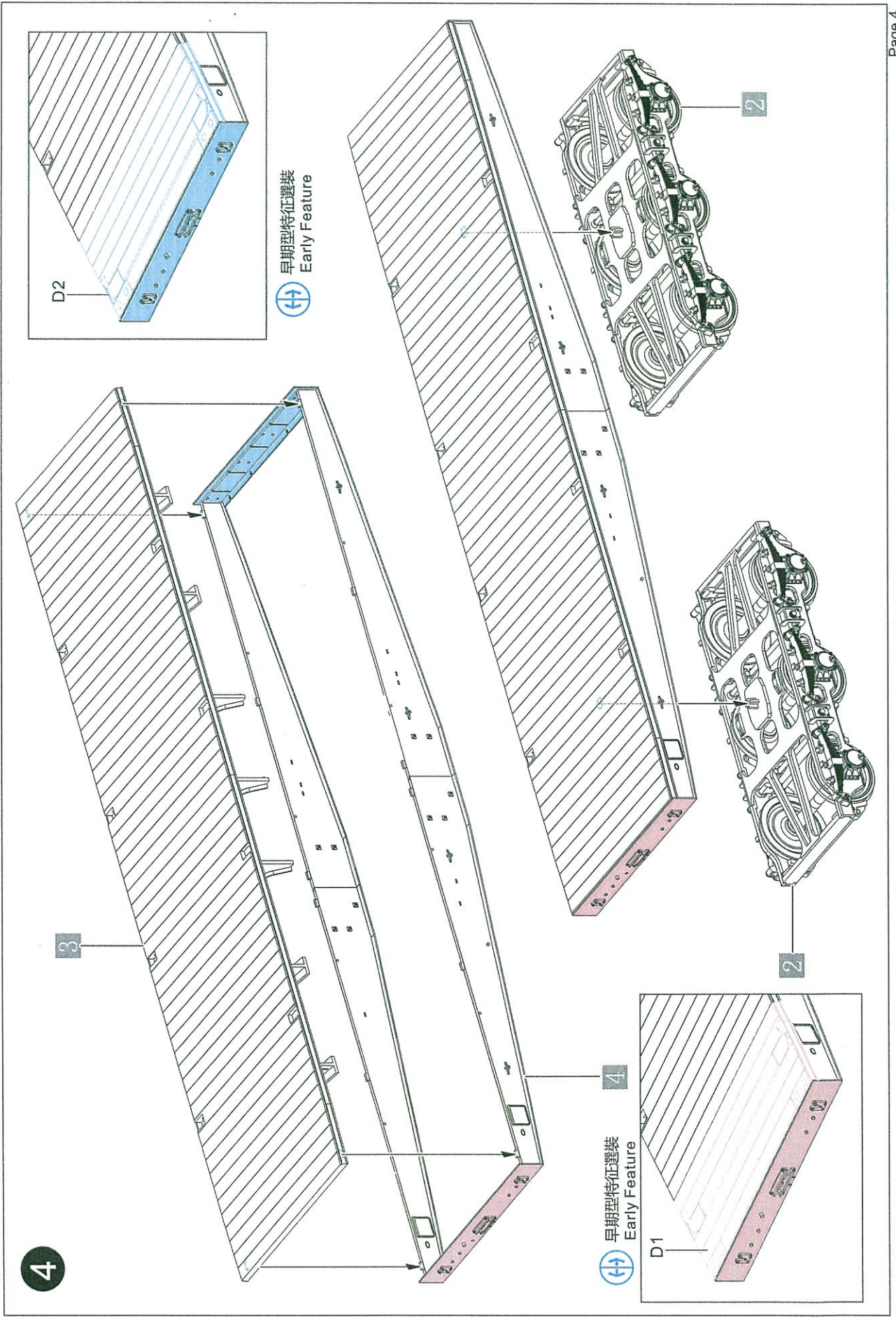


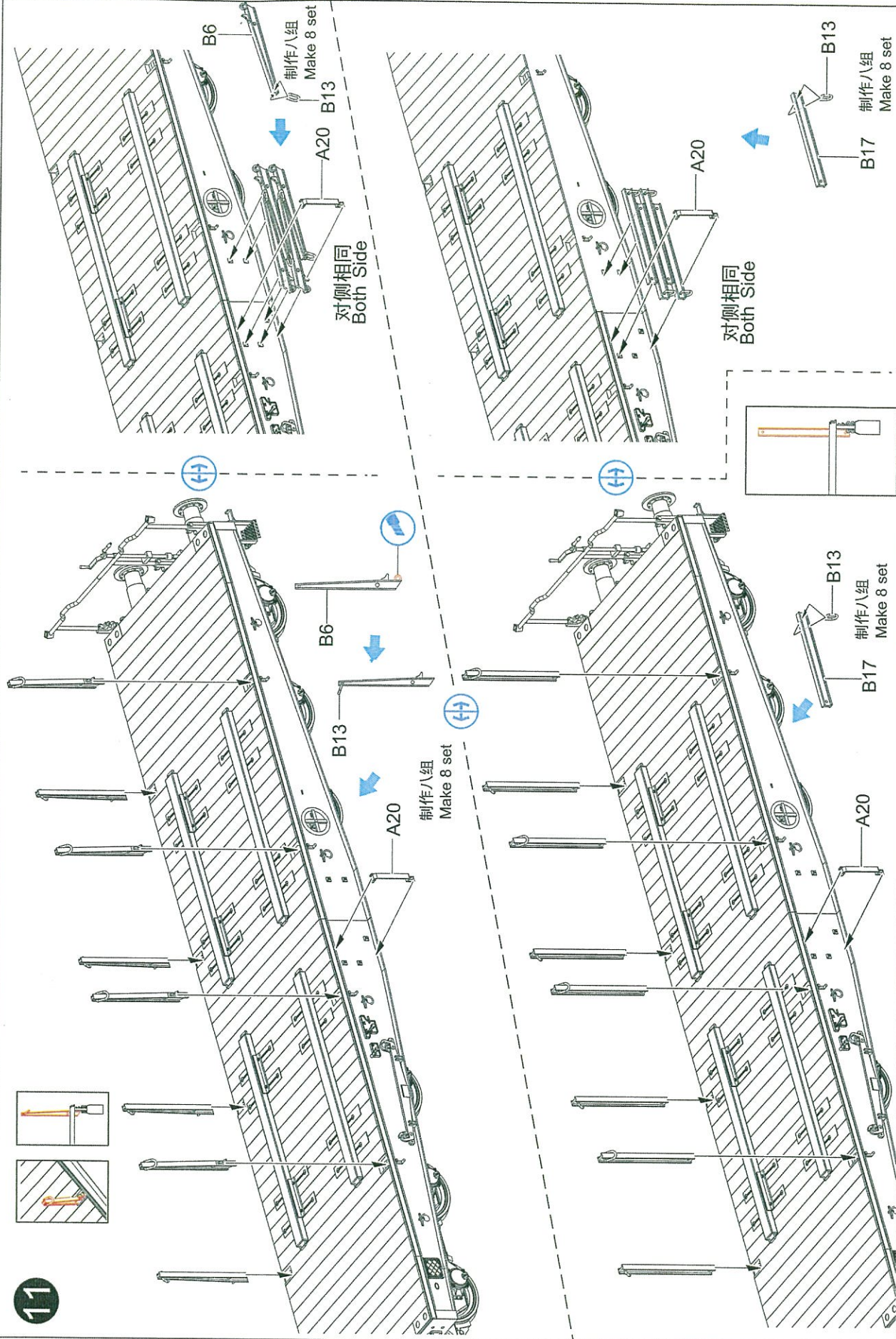
Head

Tail

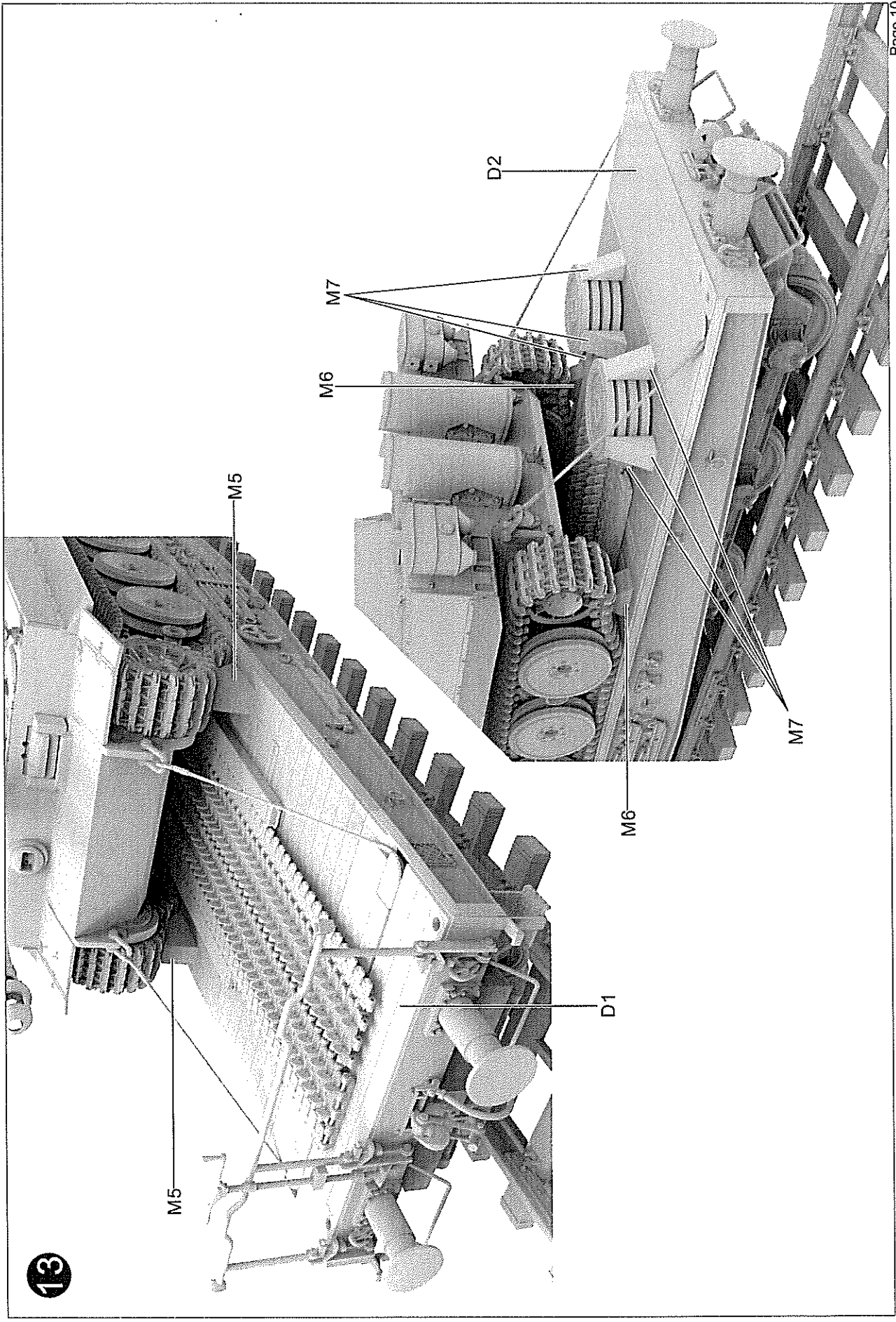
4


4





13





T-MODEL