

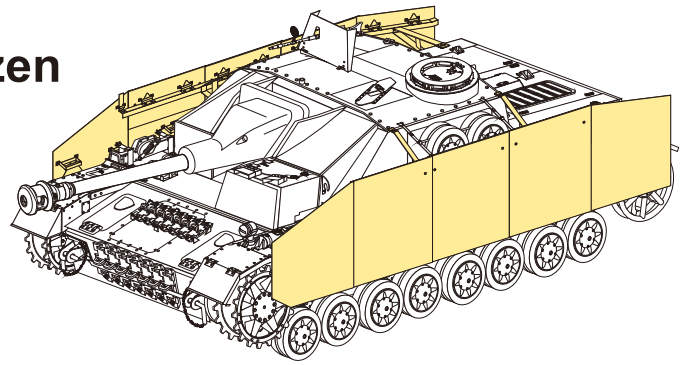

1/35 MILITARY MINIATURE VEHICLE UPGRADE SERIES PEA154










# WWII German StuG.IV schürzen


## 二战德军IV号突击炮侧裙改造件

[For DRAGON KIT]

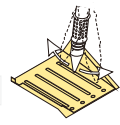
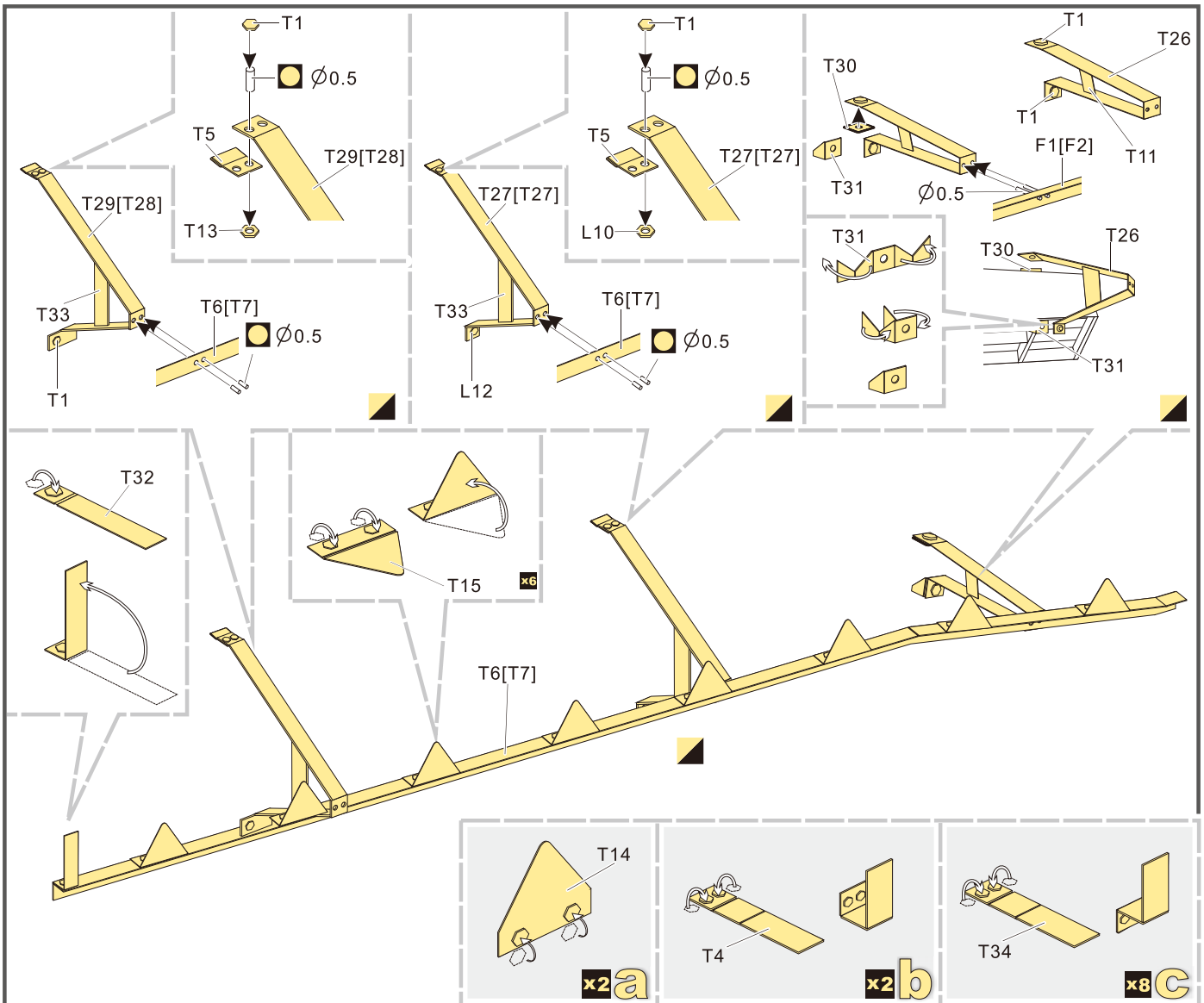
■ 推荐使用工具 RECOMMENDED TOOLS



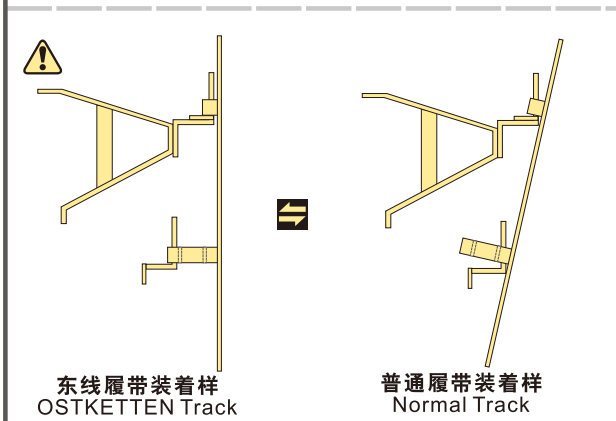
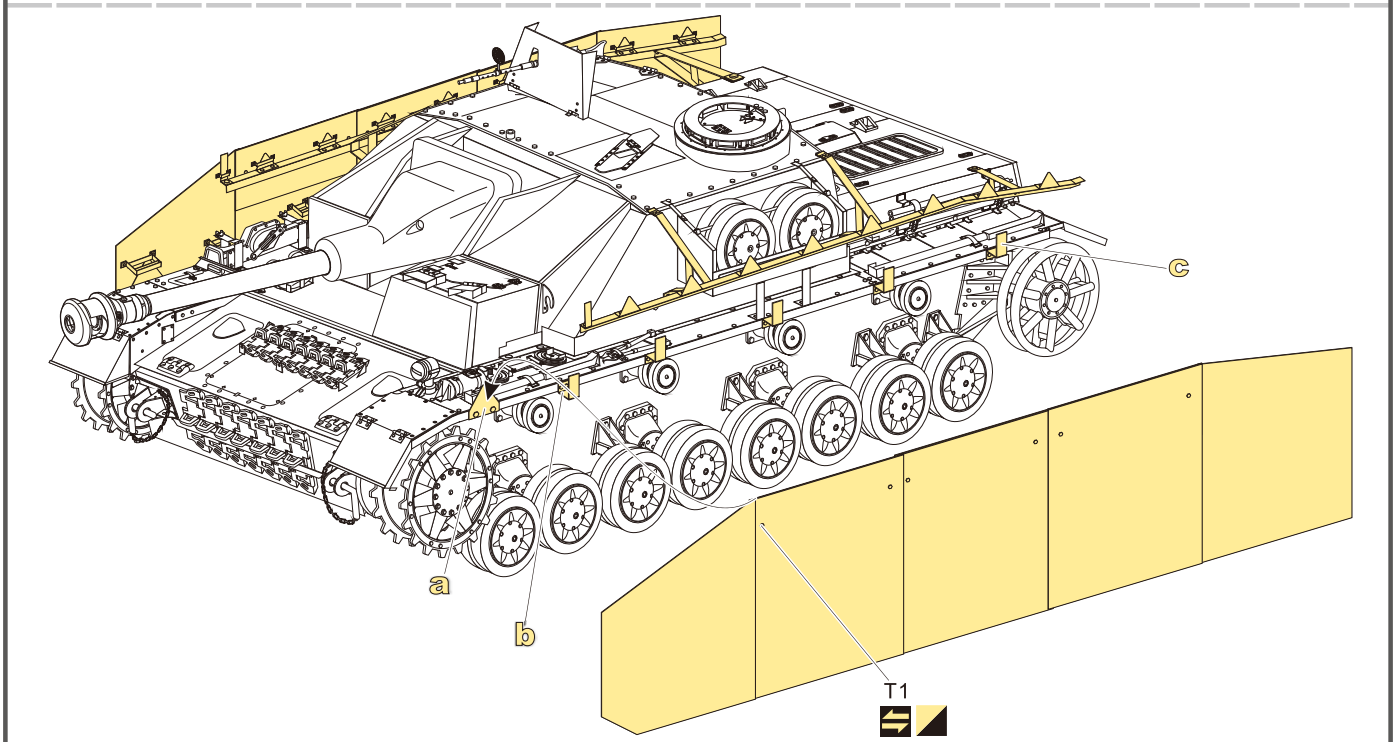
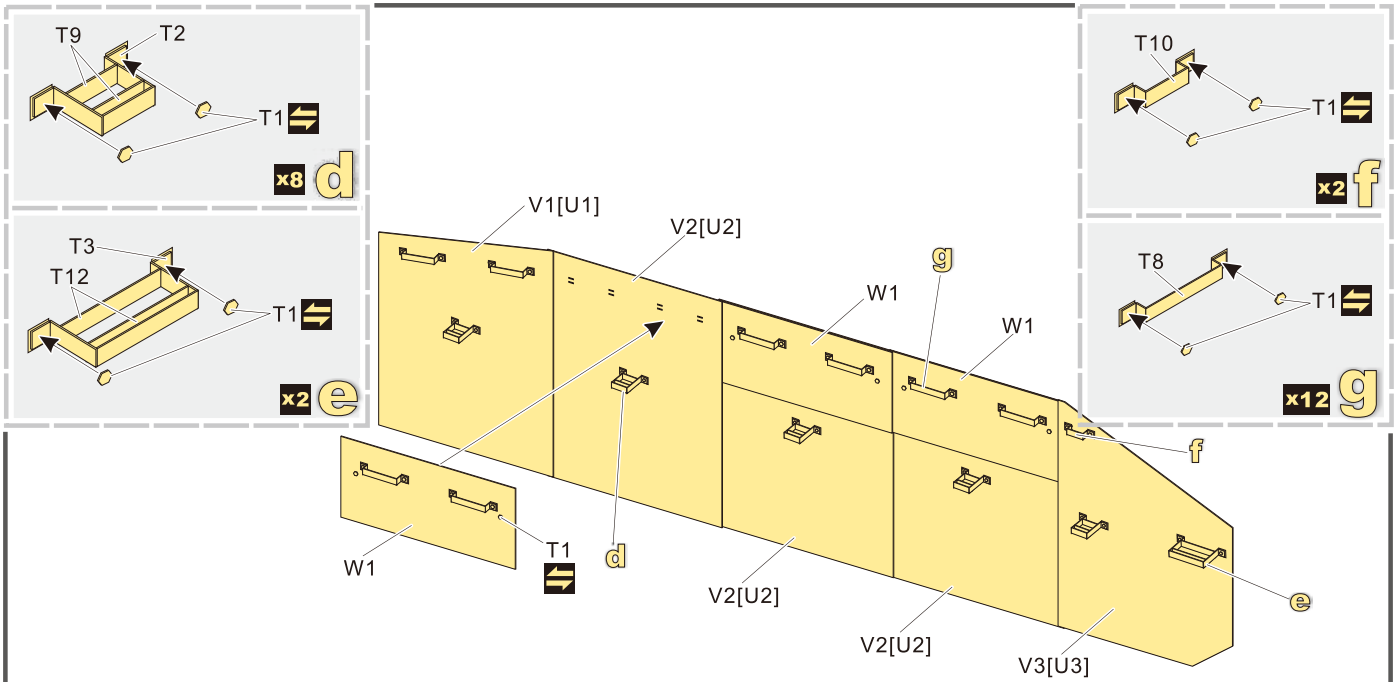
-   
 安装  
install
-   
 折叠  
bend
- A1**  
 改造件零件编号  
PE/resin part number
- B12**  
 原零件编号  
kit part number
- C22**  
 被替换的原零件编号  
replaced kit part number
-   
 另一侧相同制作  
repeat on opposite side
-   
 切除  
remove
-   
 注意  
caution
-   
 弧度卷曲  
radial bending
- x2**  
 制作若干组  
multiple assembly
-   
 选择安装  
alternative
-   
 用铜管制作  
make from brass tube
-   
 用胶棒制作  
make from plastic rod

  
 用尖端在凹槽处冲压  
use penpoint to press on the dent

蚀刻片零件内朝向上  
Put the part upside down  
 用笔尖在凹槽处刺  
Use penpoint to press on the dent

1/35 MILITARY MINIATURE VEHICLE UPGRADE SERIES PEA154



VOYAGERMODEL® 无微不至 精益求精	
Recommended item	
Pe35184	WWII German StuG.IV Late Production
Pe35187	WWII German Pz.Kpfw.IV Series Fenders
Pe35345	WWII German StuG.IV Early Production
PEA155	WWII German StuG.IV "Thoma shields" wire mesh schürzen
VBS0127	WWII German StuG.IV Late Production 75mm Stuk40 L/48 Barrel w/Cast Mantlet