

1/35 MILITARY MINIATURE VEHICLE UPGRADE SERIES PE35396

WWII German StuG.III Ausf.F8 fenders

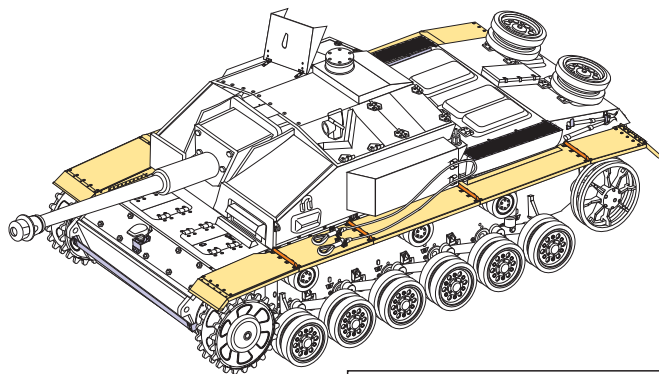
二战德军III号突击炮F8型全结构 翼子板改造件










[For DRAGON 6644]

推荐使用工具 RECOMMENDED TOOLS




快干胶 Super glue 尖嘴钳 Needle nose pliers 镊子 Tweezers 美工刀 Craft knife 笔钻 pin vice

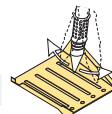


- 
安装
install
- 
折叠
bend
- A1**
改造件零件编号
PE/resin part number
- B12**
原零件编号
kit part number
- C22**
被替换的原零件编号
replaced kit part number
- 
 另一侧相同制作
repeat on opposite side
- 
切除
remove
- 
打磨
grind off
- 
弧度卷曲
radial bending
- x2**
制作若干组
multiple assembly
- 
选择安装
alternative
- 
用铜管制作
make from brass tube
- 
用胶棒制作
make from plastic rod

 用尖端在凹槽处冲压
use penpoint to press on the dent

 蚀刻片零件内朝面向上
Put the part upside down

 用笔尖在凹槽处刺
Use penpoint to press on the dent



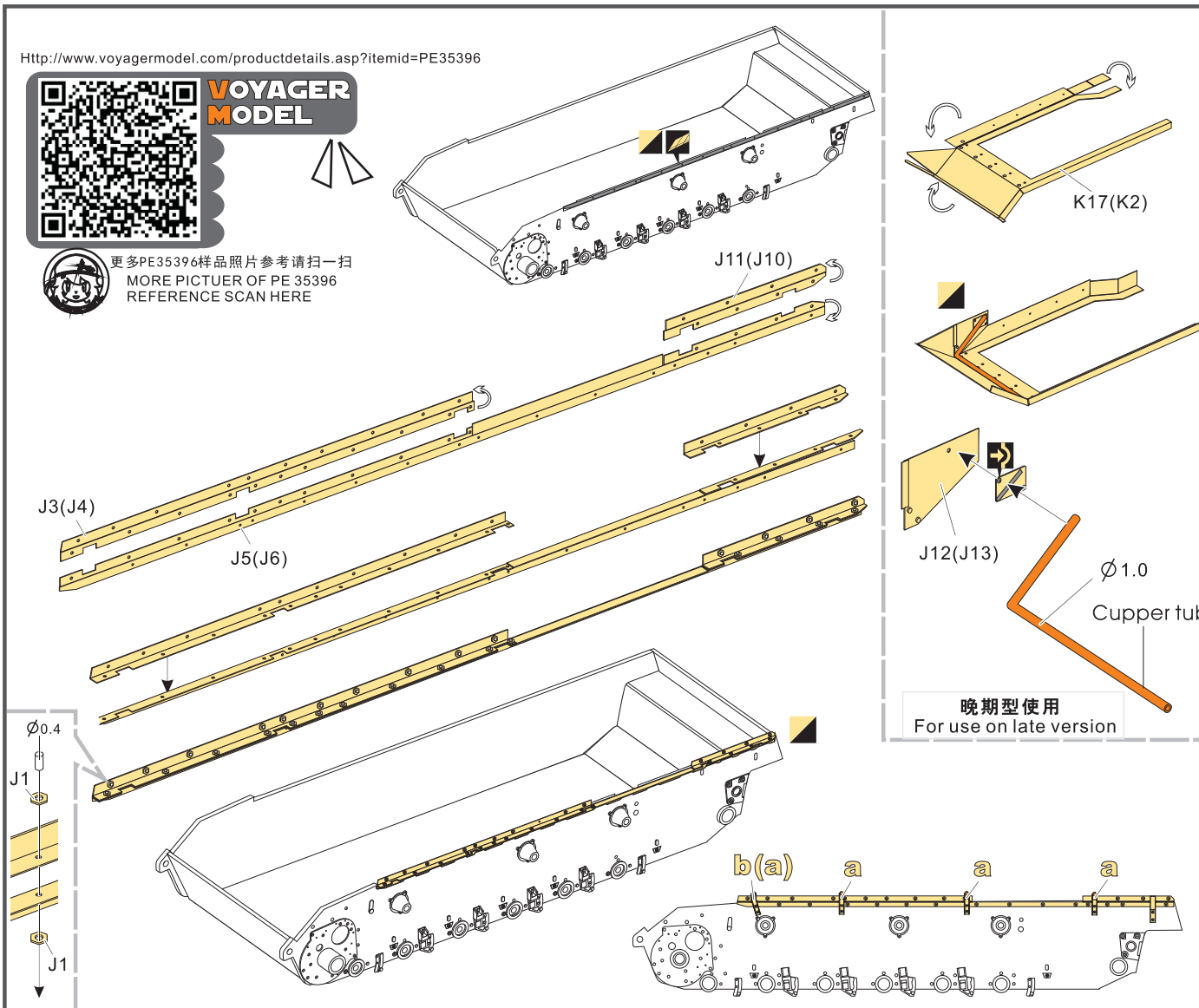
<http://www.voyagermodel.com/productdetails.asp?itemid=PE35396>



**VOYAGER
MODEL**



更多PE35396样品照片参考请扫一扫
MORE PICTUER OF PE 35396
REFERENCE SCAN HERE



晚期型使用
For use on late version

1/35 MILITARY MINIATURE VEHICLE UPGRADE SERIES PE35396

