


1/35 MILITARY MINIATURE VEHICLE UPGRADE SERIES PE35395

WWII German StuG.III Ausf.F8 Late Production Basic

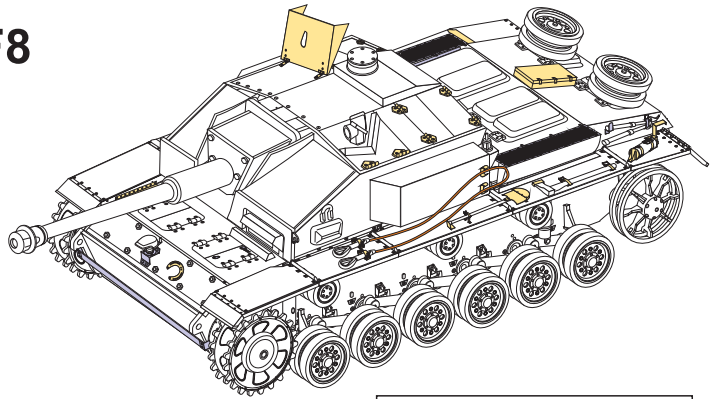
二战德军III号突击炮F8型后期型改造件

[For DRAGON 6644]

推荐使用工具 RECOMMENDED TOOLS



快干胶 Super glue 尖嘴钳 Needle nose pliers 镊子 Tweezers 美工刀 Craft knife 笔钻 pin vice



- 安装
install
- 折叠
bend
- A1**

改造件零件编号
PE/resin part number
- B12**

原零件编号
kit part number
- C22**

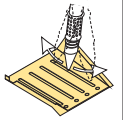
被替换的原零件编号
replaced kit part number
- 另一侧相同制作
repeat on opposite side
- 切除
remove
- 打磨
grind off
- 弧度卷曲
radial bending
- x2**

制作若干组
multiple assembly
- 选择安装
alternative
- 用铜管制作
make from brass tube
- 钻孔
drill

用尖端在凹槽处冲压
use penpoint to press on the dent

蚀刻片零件内侧面向上
Put the part upside down

用笔尖在凹槽处刺
Use penpoint to press on the dent



VOYAGERMODEL® 无微不至 极致享受 The Best Upgrade Solution	
Recommended item	
PE 35396	WWII German StuG.III Ausf.F8 fenders
PEA108	WWII German Pz.KPfw.III Late Production Damaged Road Wheels
VBS0158	WWII German StuG.III 75mm Stuk40 L/48 Barrel late version w/Welded Mantlet

1/35 MILITARY MINIATURE VEHICLE UPGRADE SERIES PE35395

m **n** **o** **p**

q **r** **s** **t** **u** **v**

树脂件
Resin part

金属件
Metal part

自制
Scratch build

UNLOCK

LOCK

更多PE35395样品照片参考请扫一扫
MORE PICTUER OF PE 35395
REFERENCE SCAN HERE

<http://www.voyagermodel.com/productdetails.asp?itemid=PE35395>

1/35 MILITARY MINIATURE VEHICLE UPGRADE SERIES PE35395

