

A-10C Engine

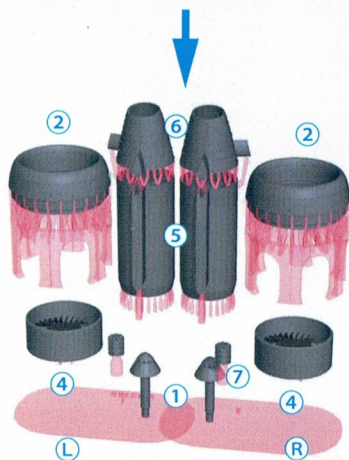

TF34 & Avenger Detail set

MA
3DP series

1/48
Scale



▶ ピンク色の部分はサポートです。不要部分なのでニッパーやデザインナイフなどで切り離して下さい

▶ The pink part is the support for printing. The support is unnecessary, so please cut it off carefully with precision nippers or a design knife.




最初にアーチの下端(青線部)をカットすると作業がしやすくなります。

It is easier to work with if you cut the bottom edge of the arch (blue line) first.



キットパーツ D23 を使ってください
Use kit Pats D23



How to use 3D printed parts

The product is made of UV resin. Adhesives for plastic cannot be used, so please use instant adhesives.

No mold release agent is used, and cleaning with solvents is not necessary. The paint can be painted without problems with normal plastic model paints, but water-based paints may lack fusing, so please use a primer for plastics as a base treatment.

Each part is stacked on a base called a raft, which is supported by supports. Since the rafts and supports are unnecessary, please carefully separate them with nippers or a design knife before assembling.

Bubbles may occur in rare cases, so please fill them in with putty or other materials if they are bothering you.

Due to the composition of the product, there are very small parts and some parts with sharp edges. Please be very careful.

To prevent accidents such as accidental ingestion of the parts, please do not let children under the age of 15 touch the product. The photos and illustrations are for illustrative purposes only. Please note that they may differ slightly from the actual product.

