

## De Havilland Twin Otter "Dutch Antilles"

### Divi Divi Air

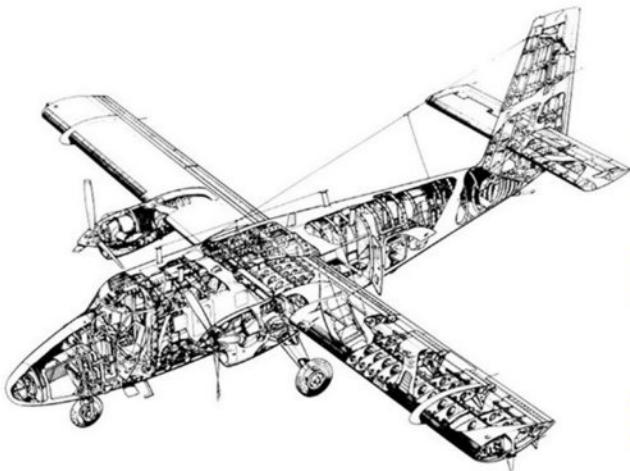
The De Havilland Canada DHC-6 Twin Otter was designed as a 19 passenger STOL (Short Take-off and Landing) utility aircraft at De Havilland Canada. First flight was May 1965 and it was fitted with Pratt and Whitney PT-6A engines which later proved to be reliable engines.

The Twin Otter could be fitted with wheels, skis as well as large floats. Some different noses could be fitted that could be turned open and usually had electrical systems fitted and could accommodate some luggage.

It was an excellent aircraft that could be flown in difficult circumstances and by bush pilots. The type was widely used in particularly North America.

Nearly a 1,000 Twin Otters were manufactured (including "Viking air" made aircraft after 2006).

Wing span 65 ft (19,81 m)  
Length -100 version 49 ft 6 in (15,09 m) and -300/400 version 51 ft 9 in (15,77 m).



#### KITS

In 1/72 scale Matchbox released in 1983 a Twin Otter kit #40127 that was also released later by Revell Germany kit #04901 / #03954. In the kit parts for the short -100 nose and the longer -300/400 nose is provided.

#### DECALS SYSTEM

The laser printed decal sheet has ONE continuous print film, so EACH decal needs cutting out with fine scissors. No other prior decal preparation is needed.

Note that a decal that contains a white section is often split in two sections. To apply the full decal marking, first set the white decal section at correct position and on top of that the coloured section. On the decals sheet you will often see an "arrow" to indicate this way of application (on white surfaces, the white section is optional).

Each cut out decal can be applied as usual after soaking it a short while in water. Decals are EXTREMELY THIN, so slide off from the wet backing sheet on the model surface. Do not use tweezers! They will fold doubled!

Some tiny white borders may appear at a particular decal. Cut these off with fine scissors or over paint.

After all decals have been applied, finish the model with your preferred final gloss or semi-matt varnish coats. This will also protect the decals.

#### REFERENCES:

Internet websites:

[https://en.wikipedia.org/wiki/De\\_Havilland\\_Canada\\_DHC-6\\_Twin\\_Otter](https://en.wikipedia.org/wiki/De_Havilland_Canada_DHC-6_Twin_Otter)

See for a few Twin Otter models website:

<https://aircraftinplastic.com/models/twin-otter/twin-otter-1.htm>

On internet it is very easy to find photos by searching.... twin otter + registration PJ-...

## Dutch Antilles

Six islands in the Caribbean are part of the Kingdom of The Netherlands since first Dutch settlers arrived from The Netherlands/ Holland and a Colony was established in the 17<sup>th</sup> Century. The Dutch West Indies Trading Company was set up.

The islands are Aruba, Bonaire, Curaçao in the Leeward Antilles off the coast of Venezuela and Saba, St.Eustatius ("Statia") and St.Maarten in the Windward Antilles. On the Lesser Antilles the official languages are Dutch and English and on the lower Leeward islands Dutch and Papiamentu.


The islands after the Second World War were referred to as The Netherlands Antilles. In 1986 Aruba got bigger independence as "country" within the Kingdom and in 2010 Curaçao and St.Maarten also became "countries" as well and Bonaire, Saba and St.Eustatius became special Dutch Municipalities.

Aviation in the Dutch Antilles started already in the 1930s with a large role of Dutch **KLM** Airlines that started local flight services on routes between the islands and neighbouring regions. The main airport was Hato at Curaçao.

The Dutch Antilles were important during the Second World War as oil refineries on Aruba and Curaçao provided refined oil products and particularly aircraft fuel for the Allies. These were shipped with tankers that were under constant threat of German U-boats.

Particularly after the Second World War KLM expanded services through their West Indies Division (KLM-WIB\*). But several airlines were also started by local Antillean business men and island Governments.

\* KLM-WIB decals are also available, check website



**Divi Divi Air** was founded July, 2000 at Curaçao and commenced operations in 2001 with a fleet of Britten-Norman BN-2 Islanders. First route was between Curaçao and Bonaire and later Aruba and other regional routes are sometimes flown. The fleet acquired De Havilland Twin Otters as well.



later current island flags



## Scheme [1] PJ-DVE

Twin Otter DHC-6-300 c/n 369 with registration PJ-DVE was flown by Divi Divi Air from December 2017 to October 2022 . It has the website FLYDIVI.COM titles.

Note that in one of the port rear doors, a window is not present. It has the long nose.

The overall colour is gloss white with cheatlines for which decals are provided.

Scheme starboard and port is symmetrical.

It has some blue (about RAL 5013) and green (about RAL 6018) areas.

At the nacelles, wing areas and stabilizer tips some areas need to be painted.

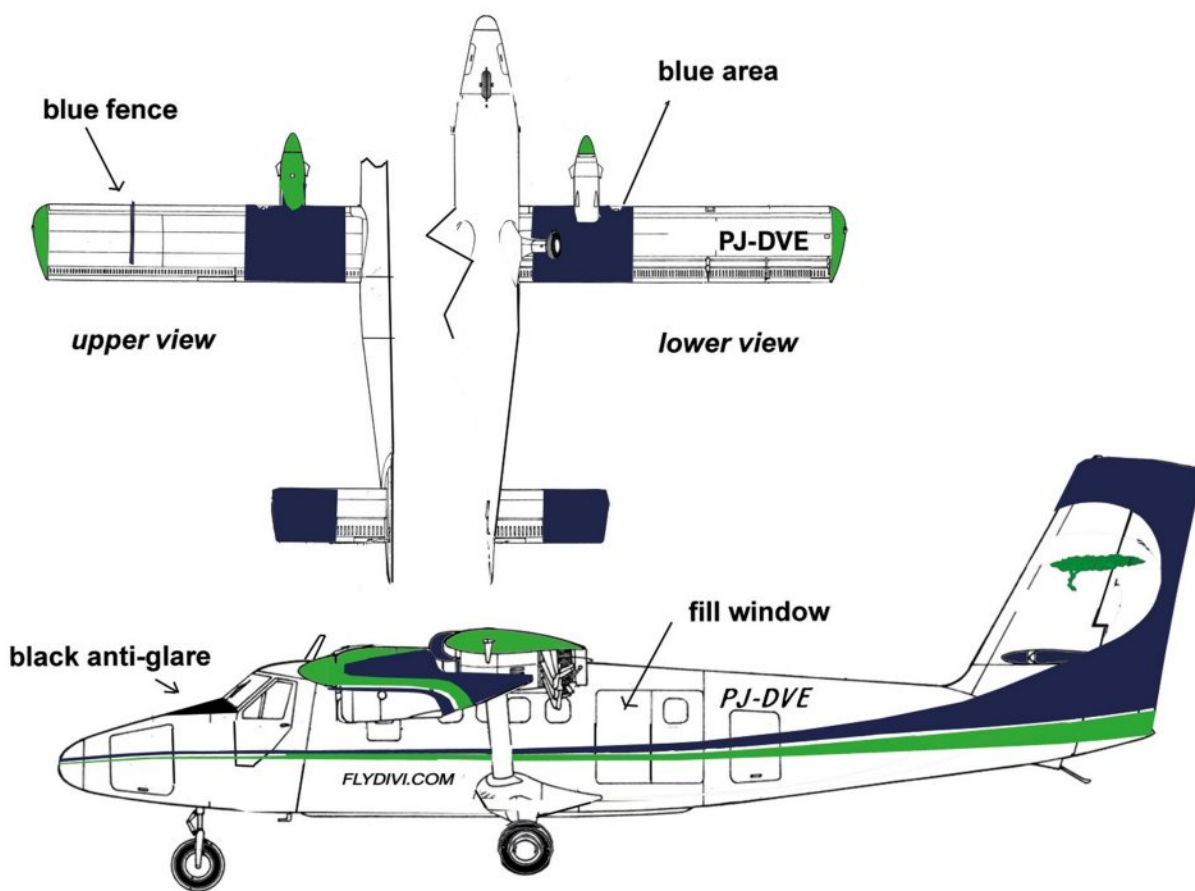
The wing fences are also blue in full length over the wing.

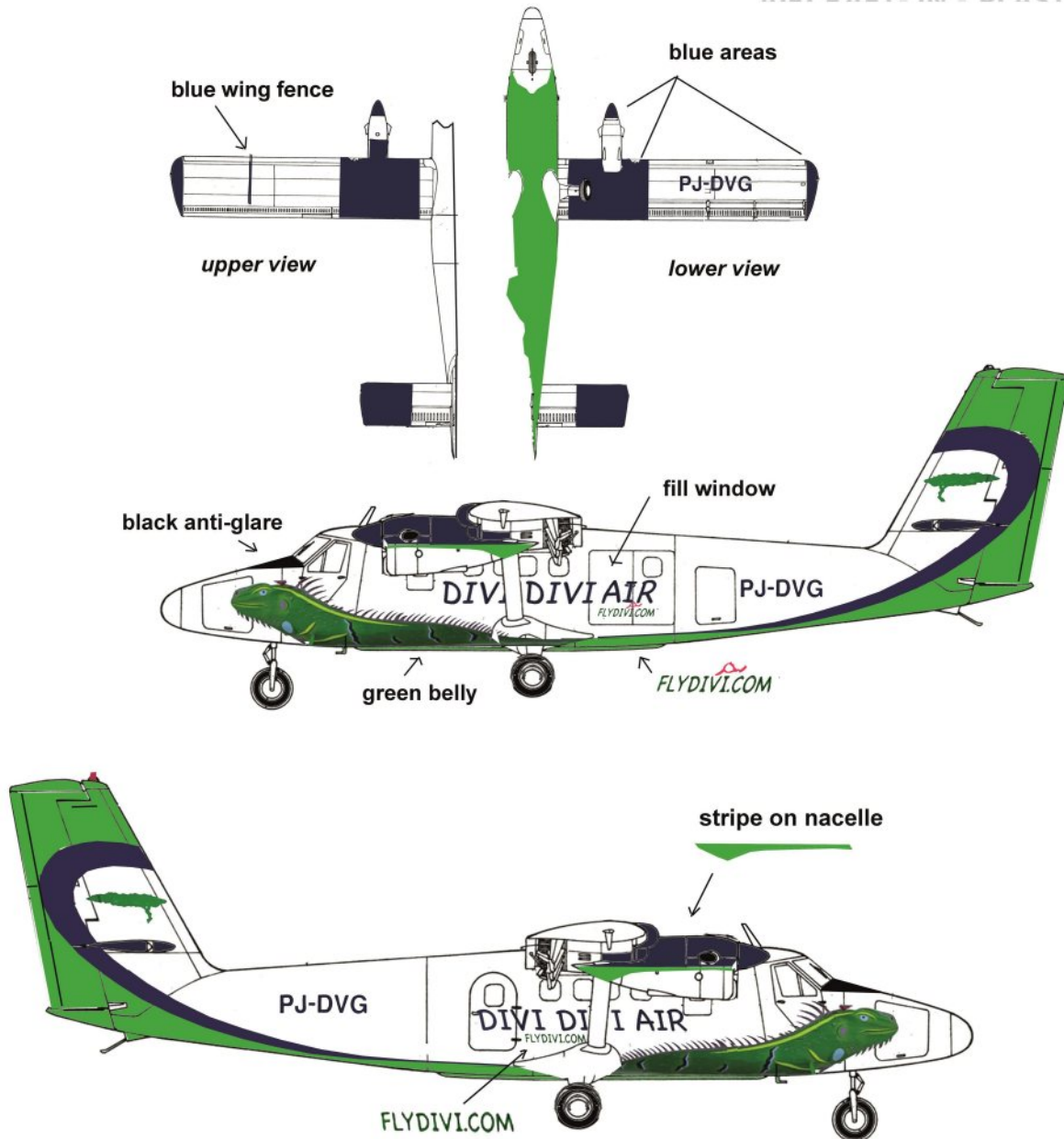
The propellers have green spinners, black blades with white-black-white tips.

Black anti-glare panel in front of wind shield.

Aft of the engine exhausts often black smoke dirt is seen on the wing.

Large registration only on lower port wing.





## Scheme [2] PJ-DVG

Twin Otter DHC-6-300 c/n 347 with registration PJ-DVG was flown by Divi Divi Air from June 2019. Note that in one of the port rear doors, a window is not present. It has the long nose.

The overall colour is gloss white with an iguana for which decals are provided and the lower belly is green. Scheme starboard and port is symmetrical.

It has some blue (about RAL 5013) and green (about RAL 6018) areas.

At the nacelles, wing areas and stabilizer tips some areas need to be painted. Same with the lower sections of fuselage belly and tail.

The wing fences are blue in full length over the wing.

The propellers have blue spinners and each blade has 4 white-black stripes.

Black anti-glare panel in front of wind shield.

Large registration only on lower port wing.

Aft of the engine exhausts often black smoke dirt is seen on the wing.

Please visit website: [www.aircraftinplastic.com](http://www.aircraftinplastic.com)



© copyright 2024