


1/35 MILITARY MINIATURE VEHICLE UPGRADE SERIES PE35135











■ 推荐使用工具 RECOMMENDED TOOLS

Fenders for Sherman MK III/M4A2

二战M4A2系列坦克裙板 变速箱3节式样

[For dragon 6313]

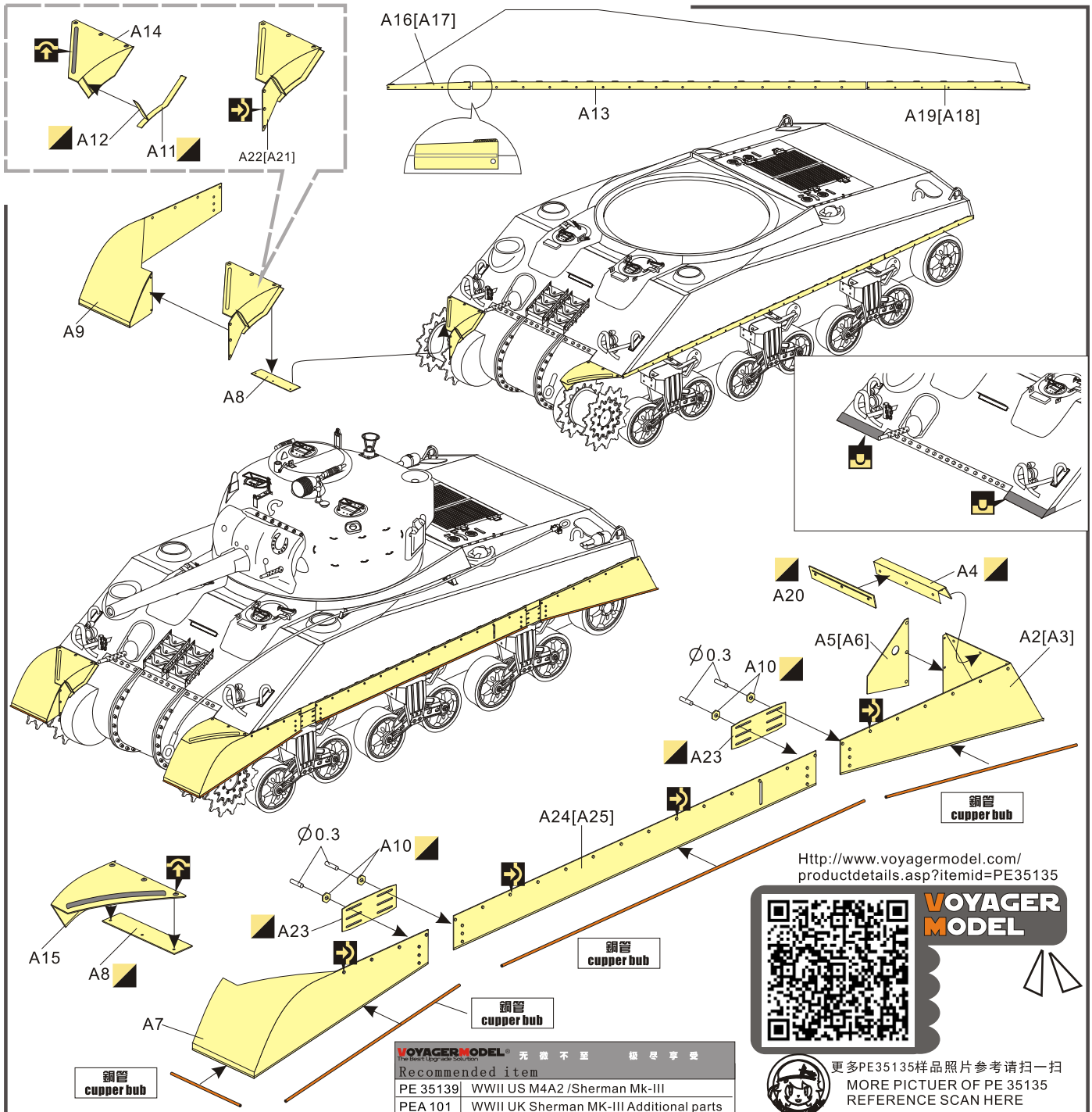
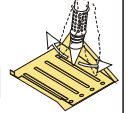


- 
安装
install
- 
折叠
bend
- A1**
改造件零件编号
PE/resin part number
- B12**
原零件编号
kit part number
- C22**
被替换的原零件编号
replaced kit part number
- 
 另一侧相同制作
repeat on opposite side
- 
切除
remove
- 
打磨
grind off
- 
弧度卷曲
radial bending
- 
制作若干组
multiple assembly
- 
选择安装
alternative
- 
钻孔
drill
- 
填补
fill

用尖端在凹槽处冲压
use penpoint to press on the dent

蚀刻片零件内侧面向上
Put the part upside down

用笔尖在凹槽处刺
Use penpoint to press on the dent



VOYAGERMODEL [®] 无微不至 悦享享受	
Recommended item	
PE 35139	WWII US M4A2 / Sherman Mk-III
PEA 101	WWII UK Sherman MK-III Additional parts



更多PE35135样品照片参考请扫一扫
MORE PICTUER OF PE 35135
REFERENCE SCAN HERE