

at first white decal  
second full colour  
emblem




**Consolidated PBY-5A.  
P-218/Karel Doorman.**  
Overall aluminium  
finish. Rosettes in six  
positions.



De Y-83, later de P-218, was en is een legendarisch toestel. Na in gebruik genomen te zijn op de Amerikaanse marinebasis Corpus Christi op 27 september 1942, werd het toestel door een Amerikaanse ferrybemanning overgevlogen naar China Bay op het toenmalige Ceylon. De Catalina heeft geoperereerd in Ceylon, Kenia, Zuid Afrika, Aden, nabij Somaliland, India, Somalië, Pakistan, Cocos-eilanden, voormalig Nederlands Oost-Indië, Indonesië, Nederlands Nieuw Guinea en Nederland. Het vliegtuig was respectievelijk ingedeeld bij No.321 (Dutch Squadron RAF, het Oostelijk Verkenning- en Transport Squadron en de Vliegtuigsquadrons 321, 7 en 8 van de Marineluchtvaartdienst. Op 20 juni 1957 werd het toestel van de sterkte afgevoerd en uiteindelijk gesloopt op Biak door een Australische schroothandelaar. Het vliegtuig is bijna, op drie maanden na, vijftien jaar in gebruik geweest bij onze Marineluchtvaartdienst en heeft onderhoud gekregen op Ceylon (RAF Group 22), India (Hindustan Aircraft Factories), Zuid Afrika (SAAF), in Nederlands Nieuw Guinea (Biak) en in Nederland (Aviolandia-Papendrecht). De Marineluchtvaartdienst heeft 87 Catalina's in gebruik gehad. Het toestel dat nu de P-218/Karel Doorman heet, is de voormalige Bureau Number 2459 en werd op 15 november 1941 door de US Navy in gebruik genomen, en is nooit in dienst geweest bij de Marine Luchtvaartdienst. Inmiddels is het toestel terug naar de VS.

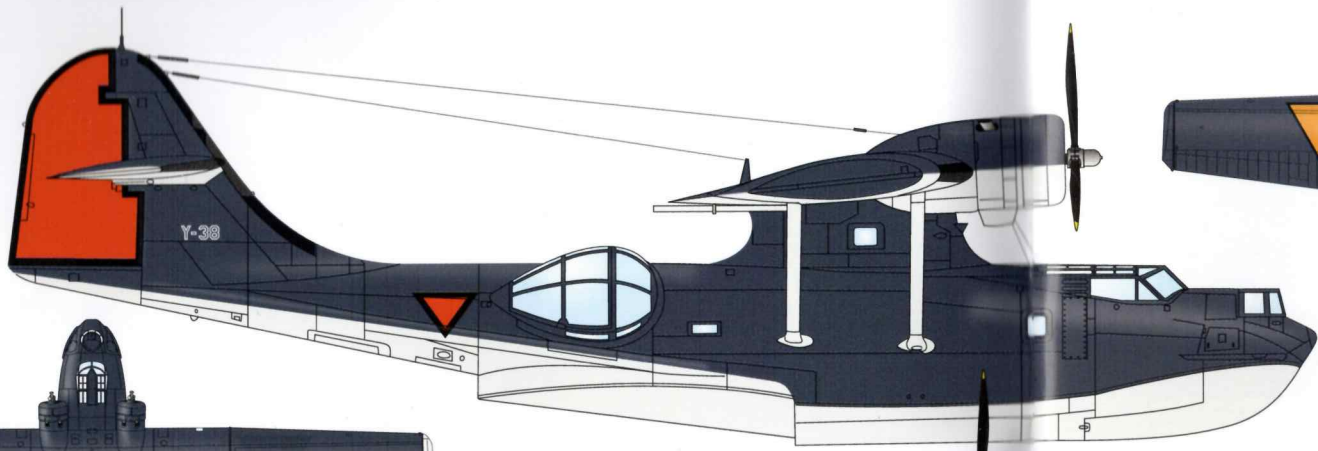
**Decal aanbrengen.** De afbeeldingen uitknippen, niet te krap, hou een paar millimeter om de afbeelding vrij. Leg de decal op zijn kop in lauwwater, een paar seconden! Breng de decal aan op het model, leg de afbeelding op de plek waar je hem wilt hebben, en schuif hem voorzichtig op zijn gewenste plaats. Aandrukken met een zachte doek, eventueel met gebruik van veel water nog even schuiven. Decal verzachters kunnen gebruikt worden. Decals niet meer aanraken! Laten drogen en eventueel een vernislaag aanbrengen naar keuze. Decals altijd aanbrengen op een glanzende ondergrond! Dit kan een glanslak zijn of een glansvernis. Dutch Decal is niet verantwoordelijk voor fouten van de modelbouwer. Decals bewaren op een donkere droge plaats, liefst in de originele verpakking. Tip: Koop altijd eerst een decalset, en dan de bouwdoos. Succes met de hobby.



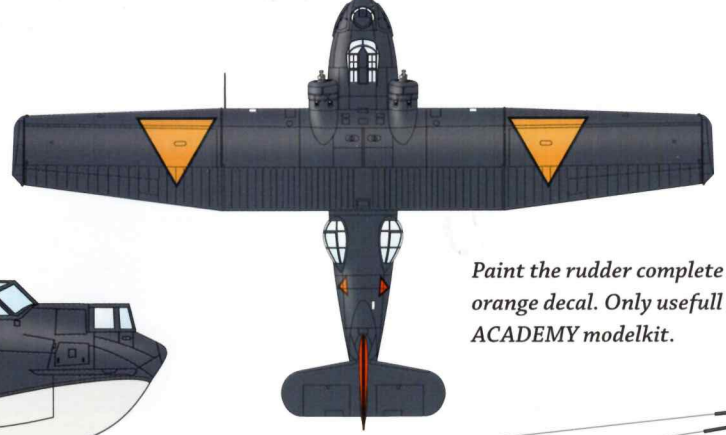
**72106**

decal sheet in  
1/72 scale

**PBY-5(A) Marine Luchtvaart-  
dienst/Royal Neth. Naval Air  
Service 1941-1958. Do-24K.**



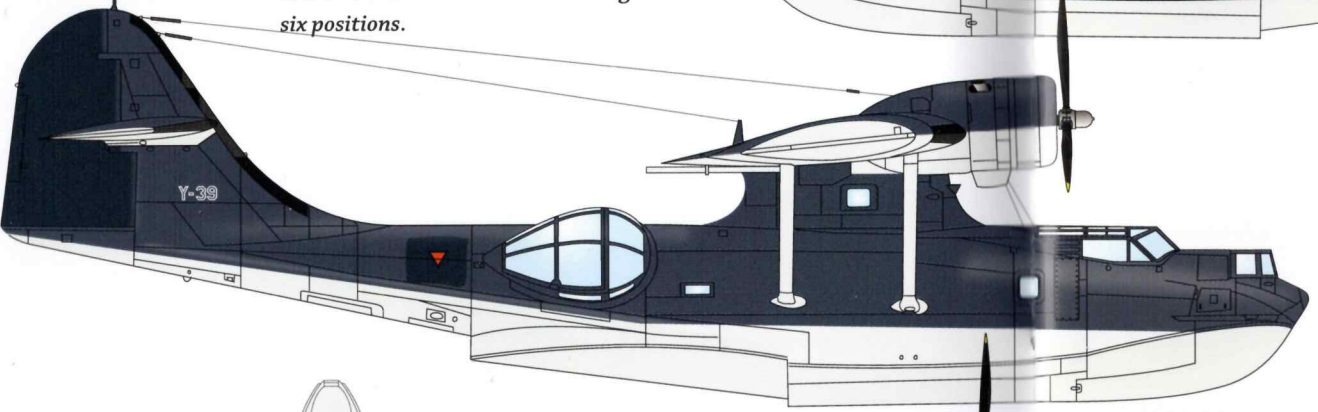
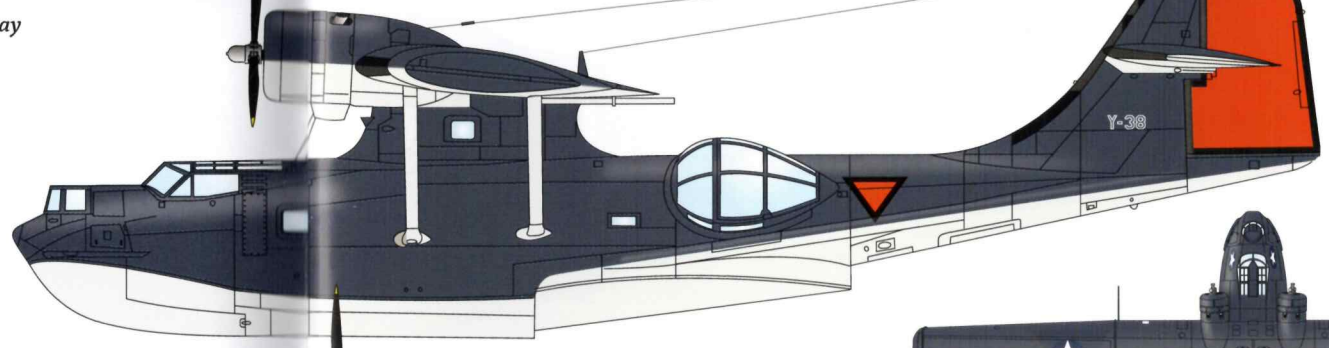
Dutch 'Mud' Dark Blue Gray  
Dutch 'Milk White'



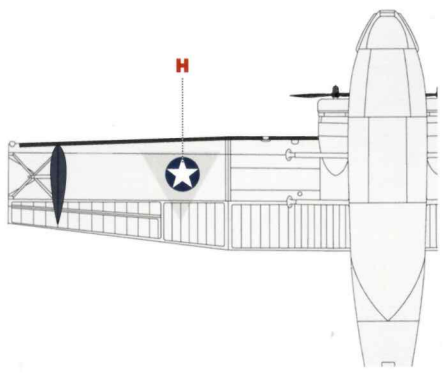
Paint the rudder complete black, then apply the orange decal. Only usefull for the MINICRAFT/ ACADEMY modelkit.



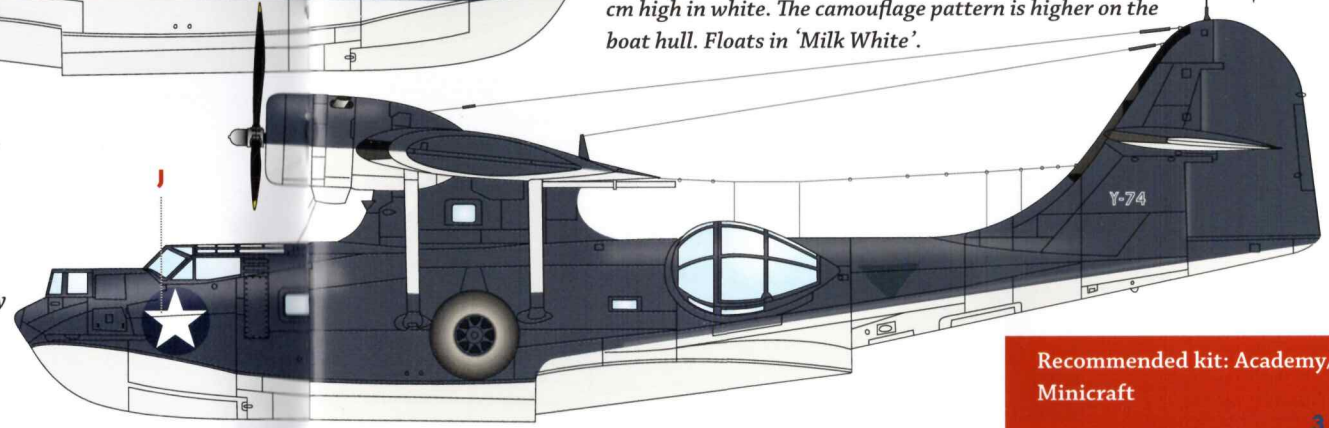
**PBY-5. Y-38.** Marine Luchtvaartdienst/ Royal Neth. Naval Air Service. San Diego, VS, 1941. Upper surfaces in 'Mud' dof donkerblauw grijs DuPont No. 71-19459. Lower surfaces in 'Milk White' dof melkwit DuPont No. 71-021. Triangles in six positions.




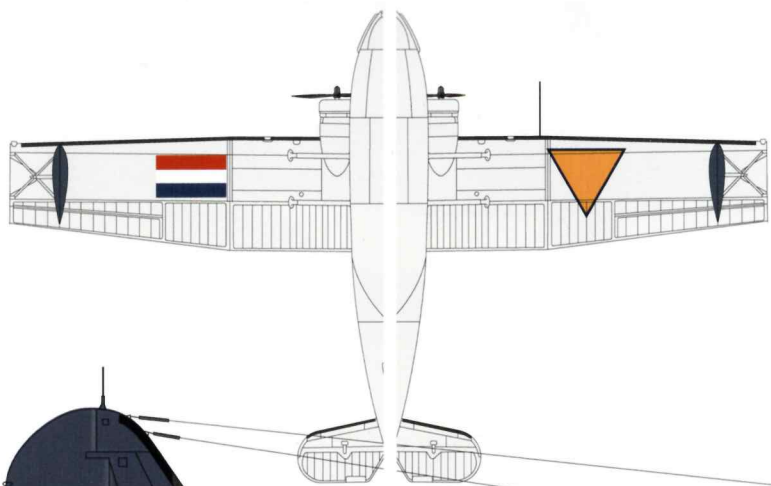
**Consolidated PBY-5. Y-39.** Marine Luchtvaartdienst/Royal Neth. Naval Air Service. Morokrembangan AB, Dutch East Indies, 1941. Upper surfaces in 'Mud' lower surfaces in 'Milk White'. Triangles reduced in size, in four positions, rudder and triangles on upper surfaces wings overpainted. Serial 20 cm high in white. The camouflage pattern is higher on the boat hull. Floats in 'Milk White'.



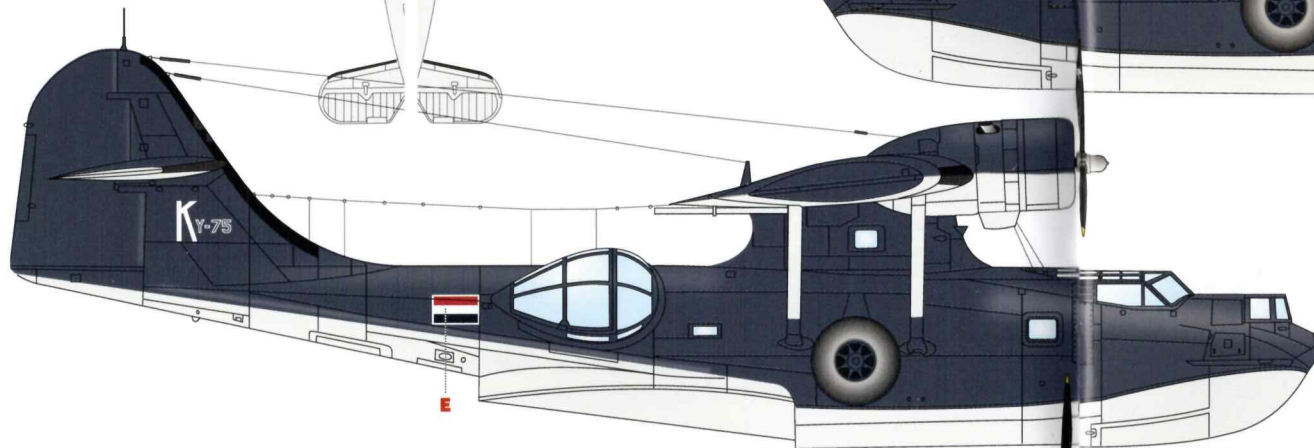
**PBY-5A. Y-74.** Marine Luchtvaartdienst/Royal Neth. Naval Air Service. San Diego, USA, 1941. Upper surfaces in 'Mud' lower surfaces in 'Milk White'. US Star in four positions, fitted during the ferry flight. Rudder and triangles overpainted. Serial 20 cm high in white.



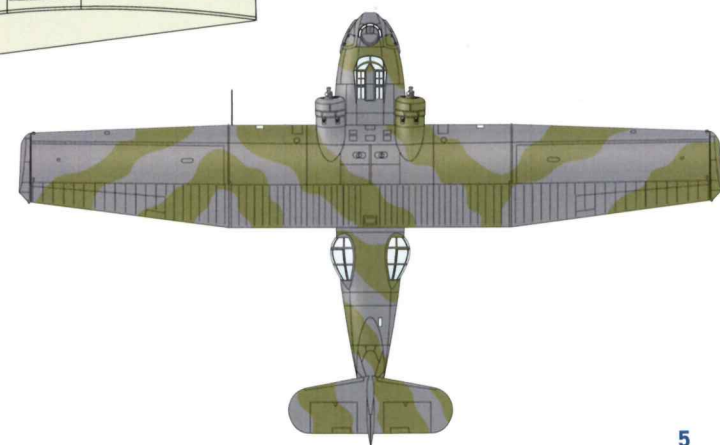
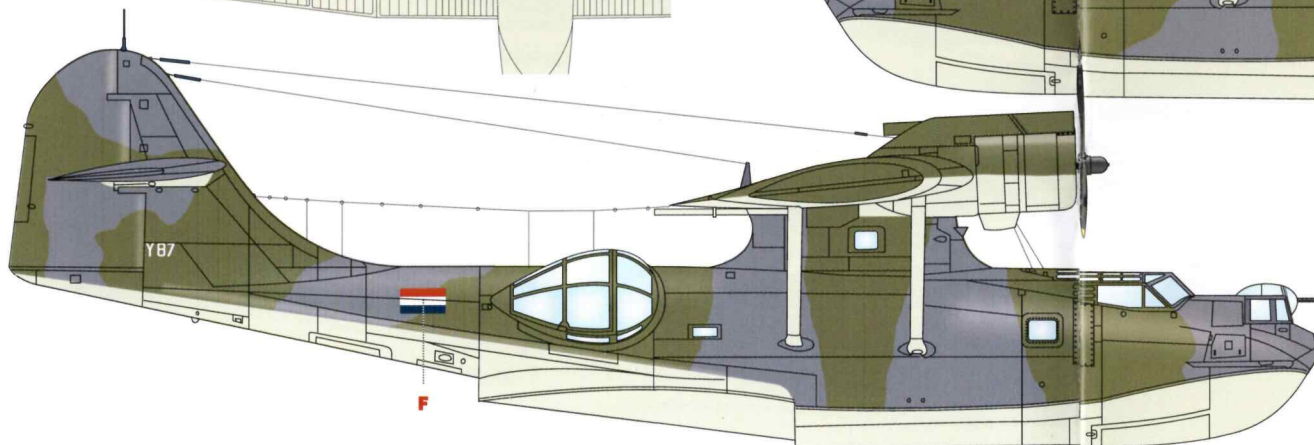
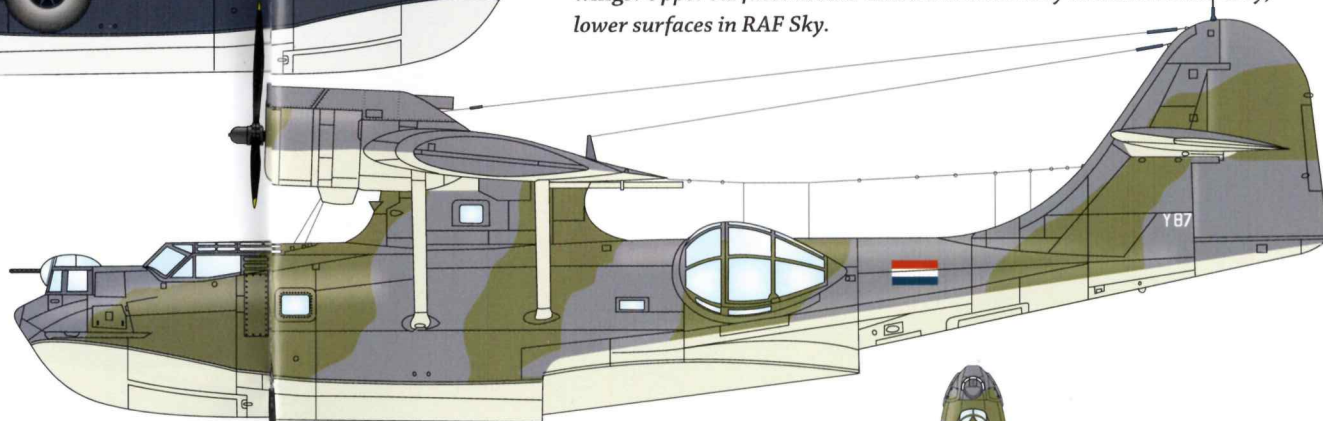
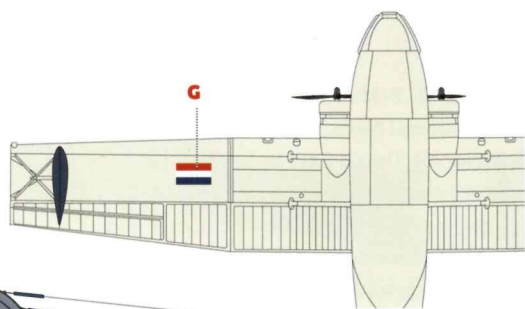
Recommended kit: Academy/  
Mincraft

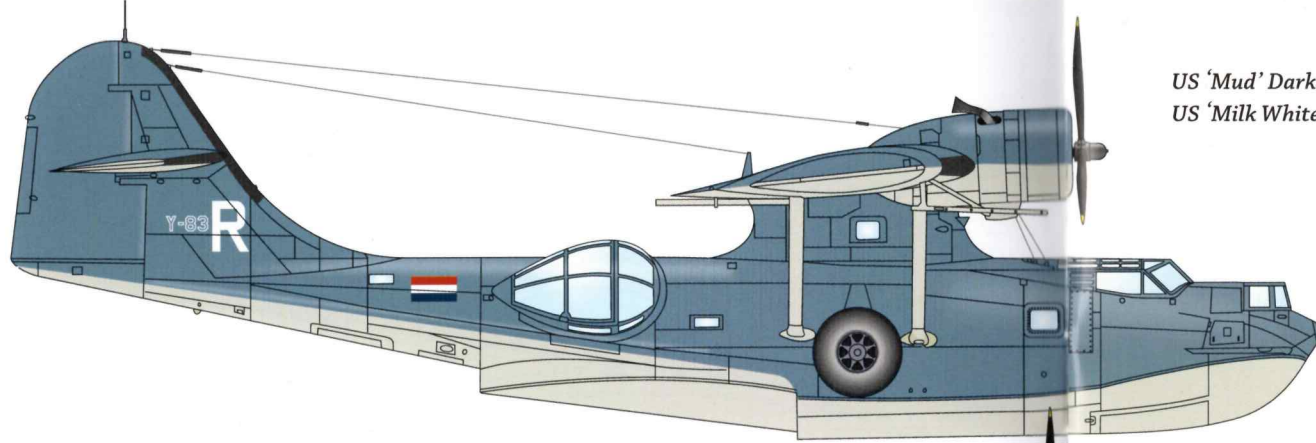


**PBY-5A. Y-75/K.** Marine Luchtvaartdienst/Royal Neth. Naval Air Service. NAS Morokrembangan, Dutch East Indies, 1942. No triangles on upper wings. *Upper surfaces in 'Mud' lower surfaces in 'Milk White'.*

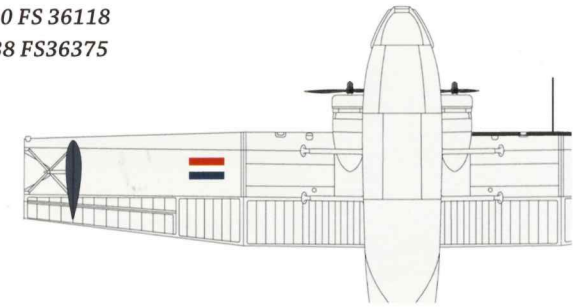


**PBY-5. Y-87.** No. 321 (Dutch) Sqn RAF. China Bay, Australia, 1943. Flags in four positions, no flags on upper wings. Large flags on lower wings. *Upper surfaces in RAF Extra Dark Sea Grey and Dark Slate Grey, lower surfaces in RAF Sky.*




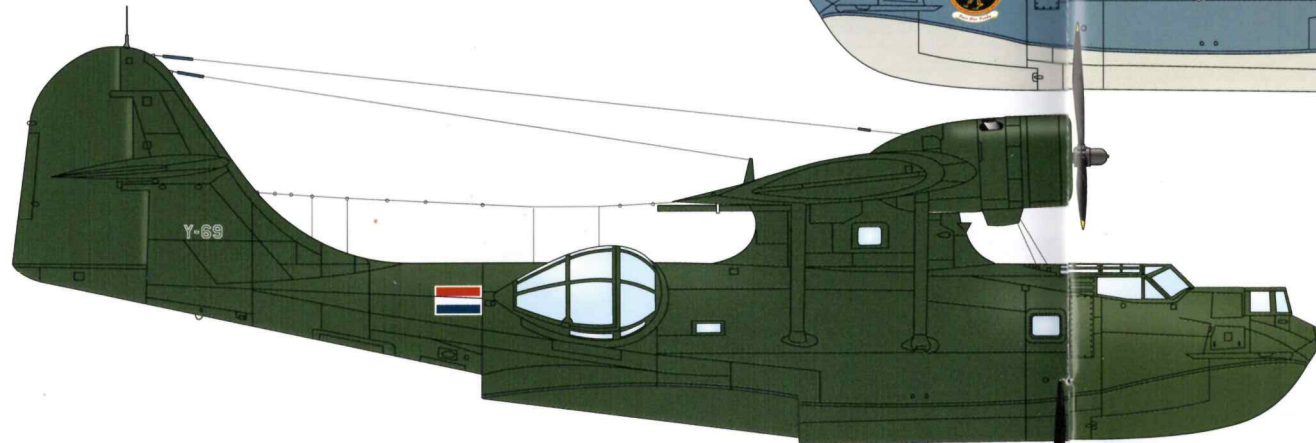
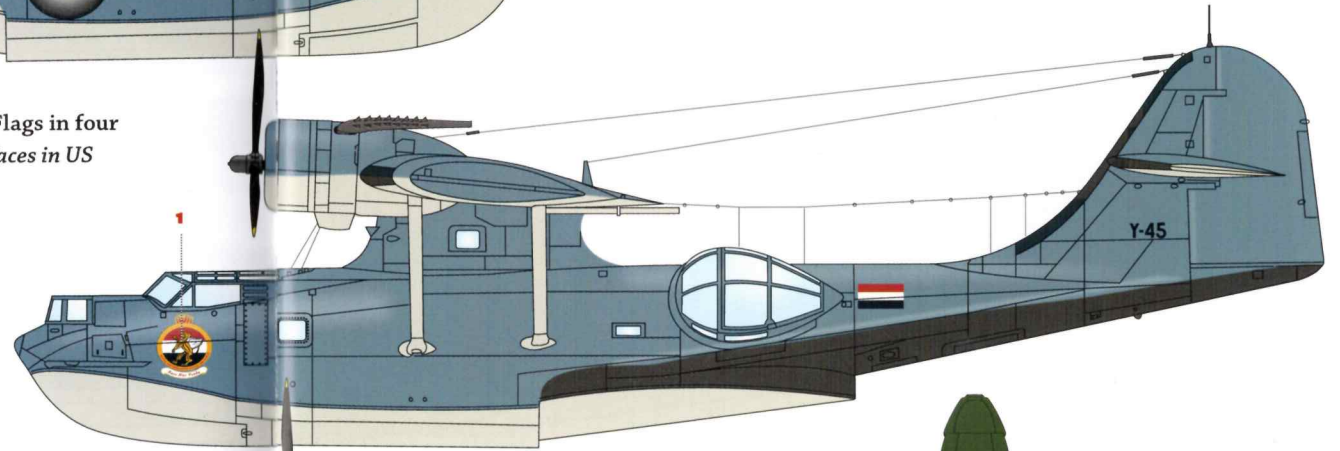


US 'Mud' Dark Blue Gray MRP-040 FS 36118  
 US 'Milk White' Light Gray MRP-38 FS36375



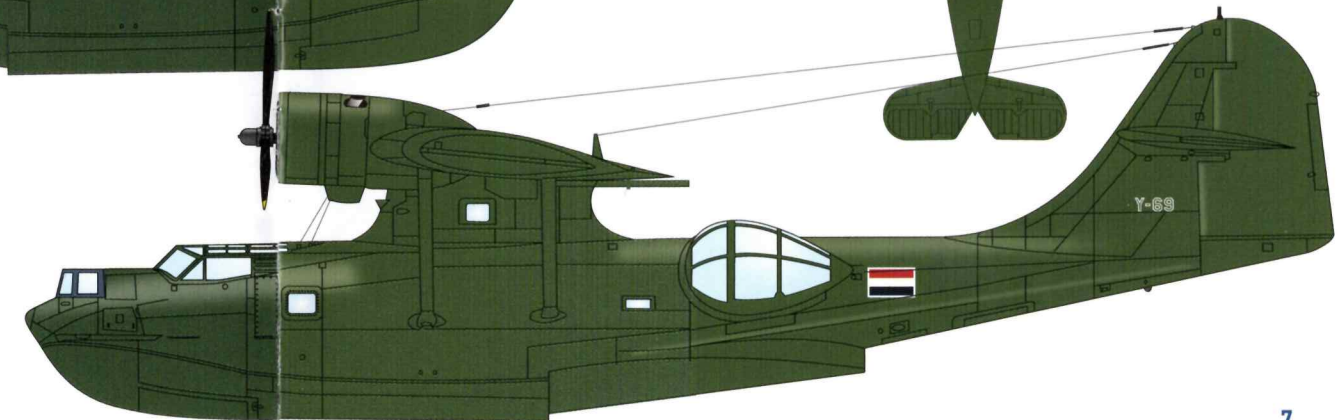
**PBY-5A. Y-83/R.** No. 321 (Dutch) Sqn RAF. China Bay, Australia, 1943. Flags in four positions, no flags on upper wings. *Upper surfaces in US 'Mud', lower surfaces in US 'Milk White'.*

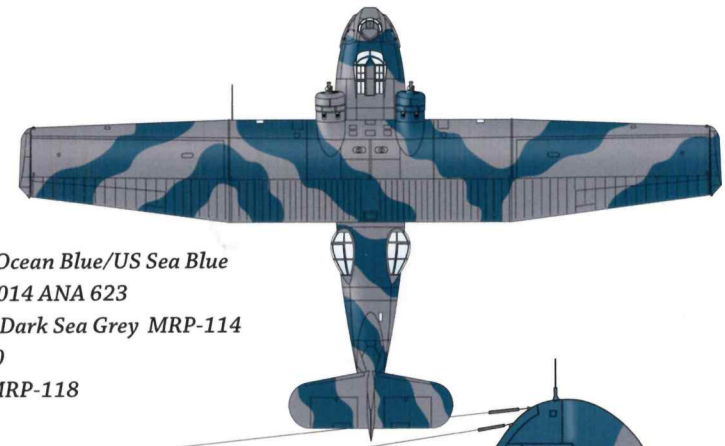
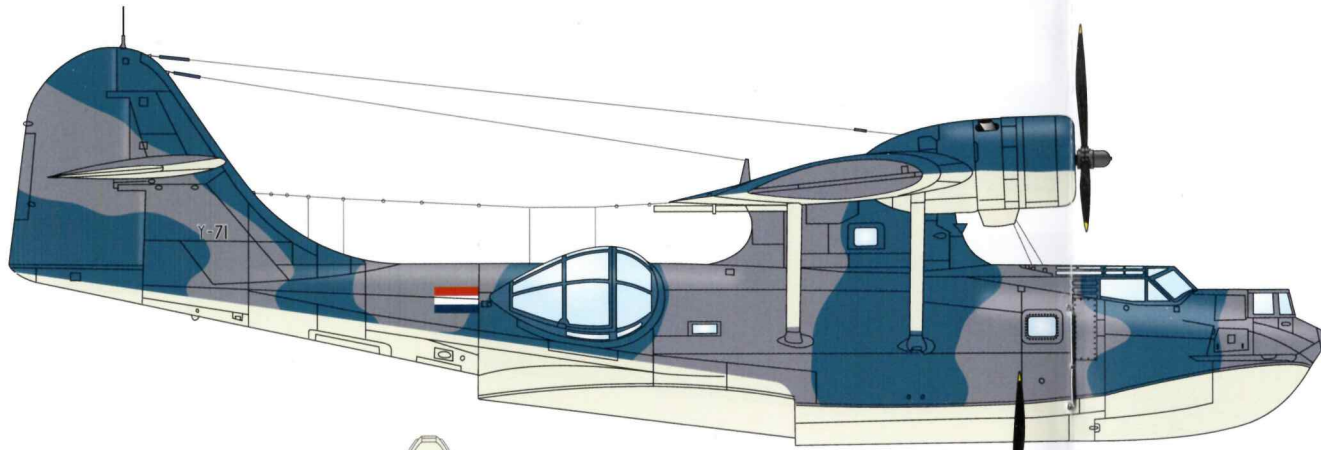
**PBY-5. Y-45.** No. 321 (Dutch) Sqn RAF. China Bay, Australia, 1943. Flags in four positions, no flags on upper wings. *Upper surfaces in US 'Mud', lower surfaces in US 'Milk White'.*



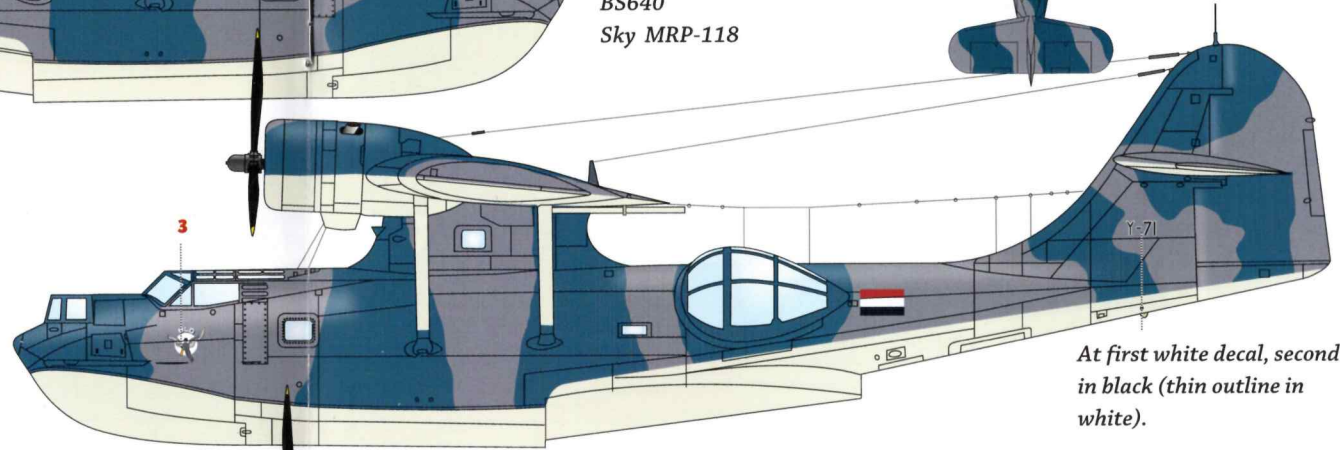
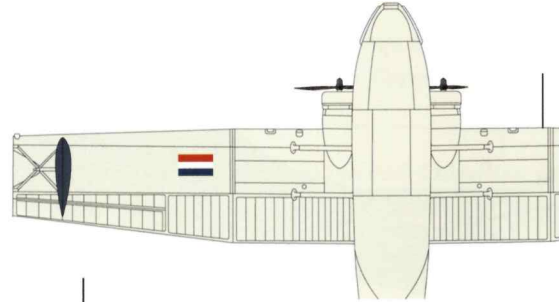
**PBY-5. Y-69.** No. 321 (Dutch) Sqn RAF. Rose Bay, Australia, 1946. Flags with white borders in four positions, no flags on upper wings. *Overall in RAAF Foliage Green.*

*RAAF Foliage Green FS 24092*

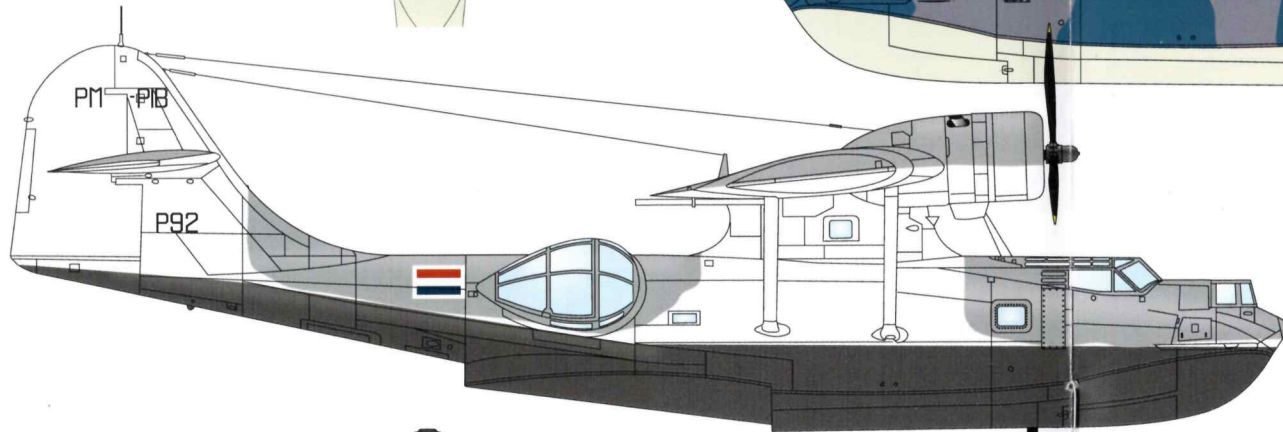




*Dark Ocean Blue/US Sea Blue  
MRP-014 ANA 623  
Extra Dark Sea Grey MRP-114  
BS640  
Sky MRP-118*

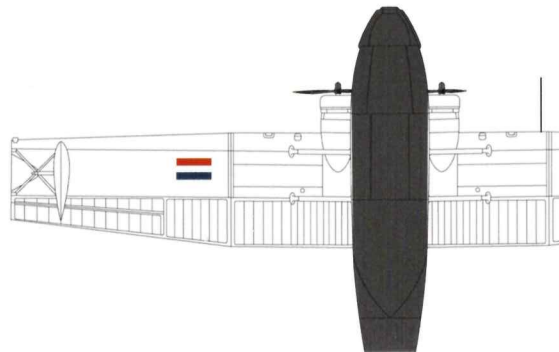


*At first white decal, second  
in black (thin outline in  
white).*

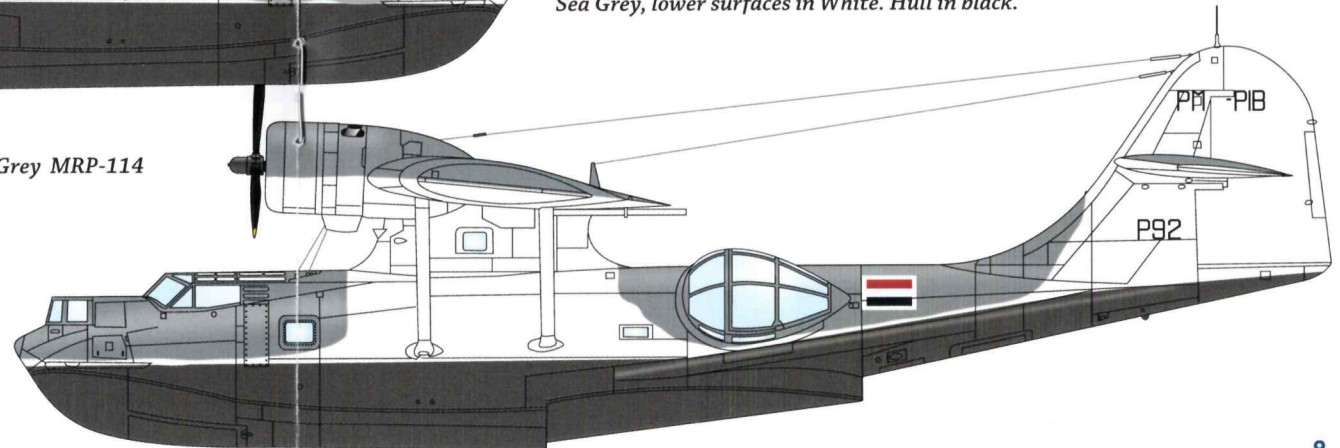


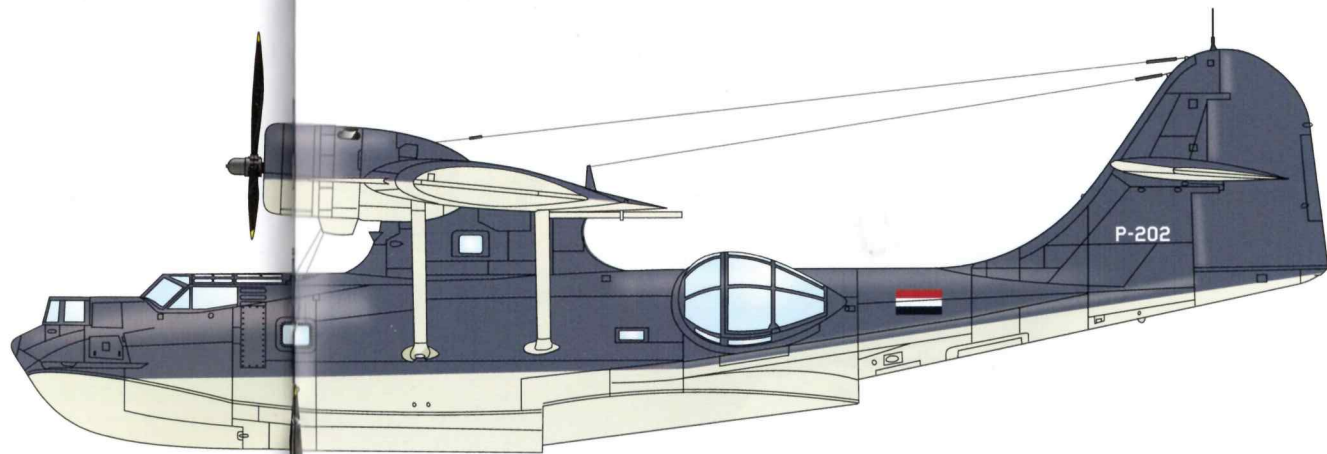
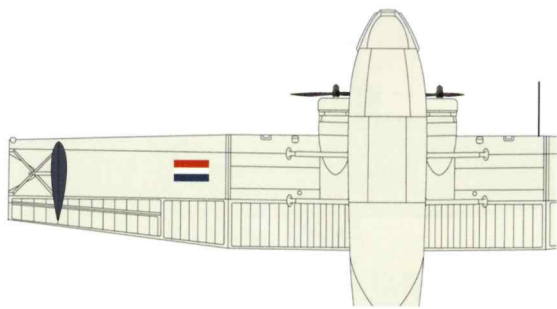
**PBY-5. Y-71.** No. 321 (Dutch) Sqn RAF. Ceylon, 1942. Flags in four positions., no flags on upper wings. Upper surfaces in RAAF Dark Ocean Blue and RAAF Extra Dark Sea Grey, lower surfaces in RAAF Sky.

**Boeing Canada PB2B Catalina. P-92/PM-PIB.** Marine Luchtvaartdienst/Royal Neth. Naval Air Service. Dutch East Indies 1946. Flags in four positions, no flags on upper wings. Upper surfaces in (faded) RAF Extra Dark Sea Grey, lower surfaces in White. Hull in black.



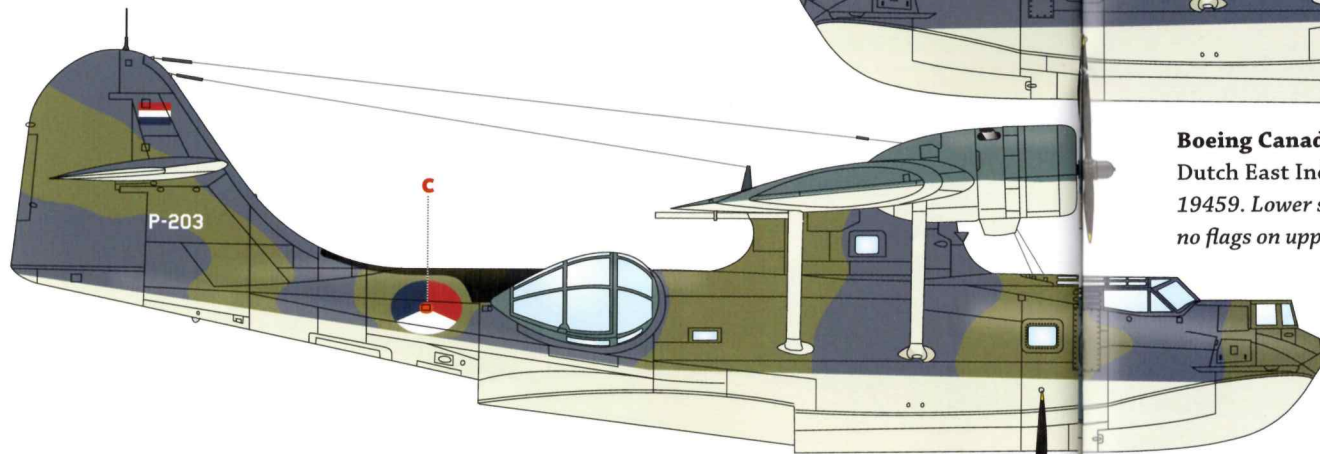
*Extra Dark Sea Grey MRP-114  
BS640*





**Boeing Canada PB2B. P-202.** Marine Luchtvaartdienst/Royal Neth. Naval Air Service. Dutch East Indies, 1946. Upper surfaces in 'Mud' dof donkerblauw grijs DuPont No. 71-19459. Lower surfaces in 'Milk White' dof melkwit DuPont No. 71-021. Flags in four positions, no flags on upper wings. Serial in white.

US 'Mud' Dark Blue Gray MRP-040 FS 36118  
 US 'Milk White' Light Gray MRP-38 FS36375

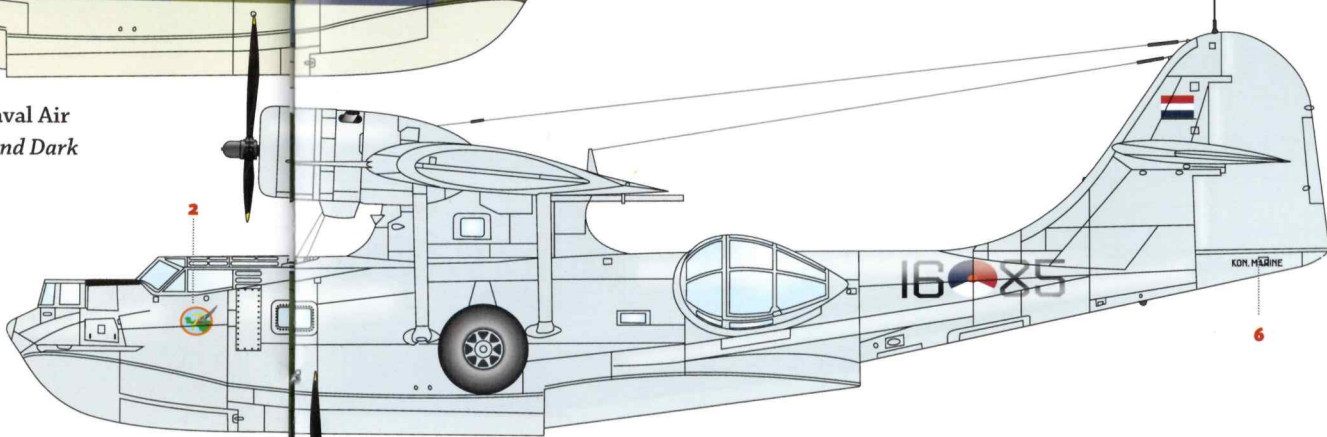


**Boeing Canada PB2B. P-203.** Marine Luchtvaartdienst/Royal Neth. Naval Air Service. Dutch East Indies, 1946. Upper surfaces in Extra Dark Sea Grey and Dark Slate Grey, lower surfaces in Sky. Rosettes in six positions. Serial in white.

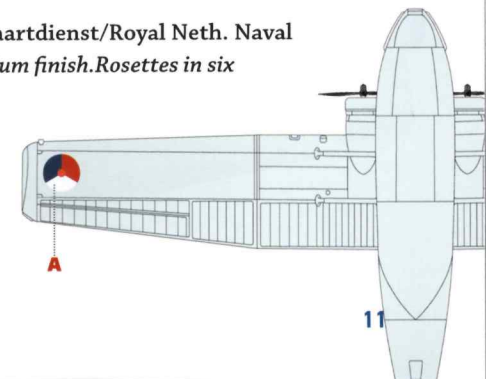
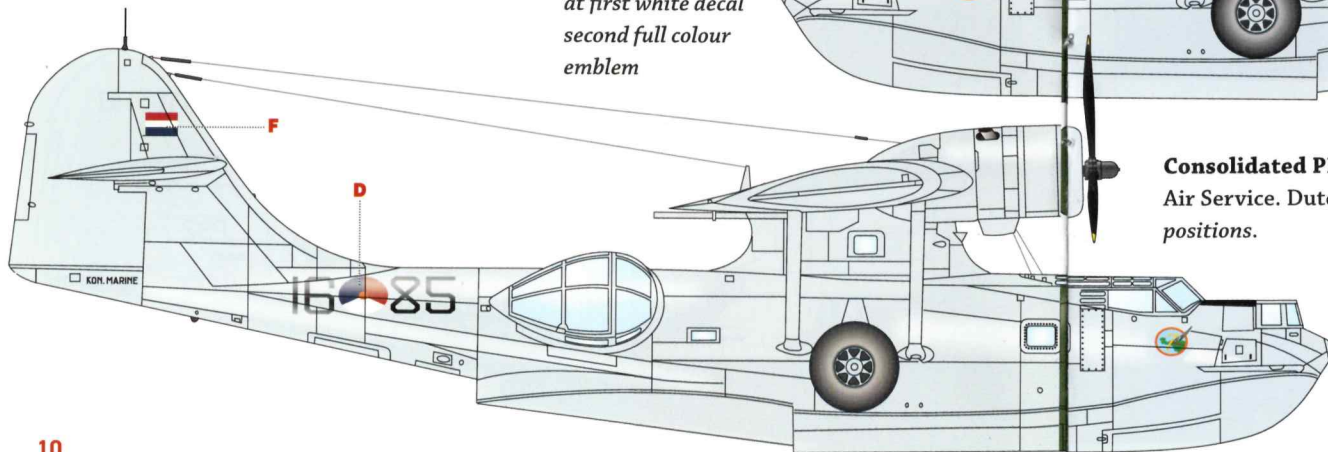
Dark Slate Grey MRP-117  
 Extra Dark Sea Grey MRP-114 BS640  
 Sky MRP-118

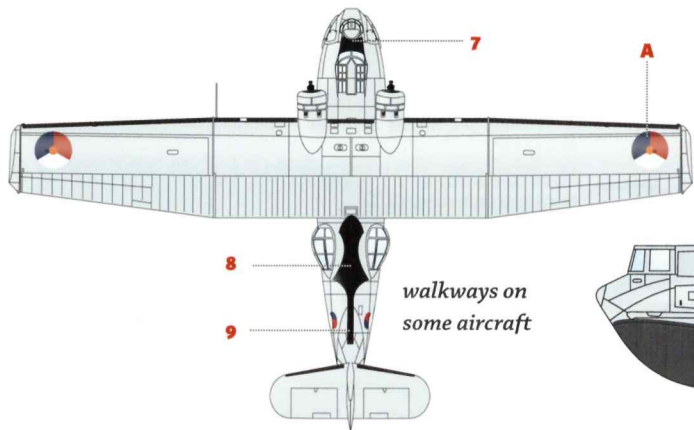


at first white decal  
 second full colour  
 emblem



**Consolidated PBY-5A. P-85.** VSQ 7. Marine Luchtvaartdienst/Royal Neth. Naval Air Service. Dutch East Indies, 1946. Overall aluminium finish. Rosettes in six positions.

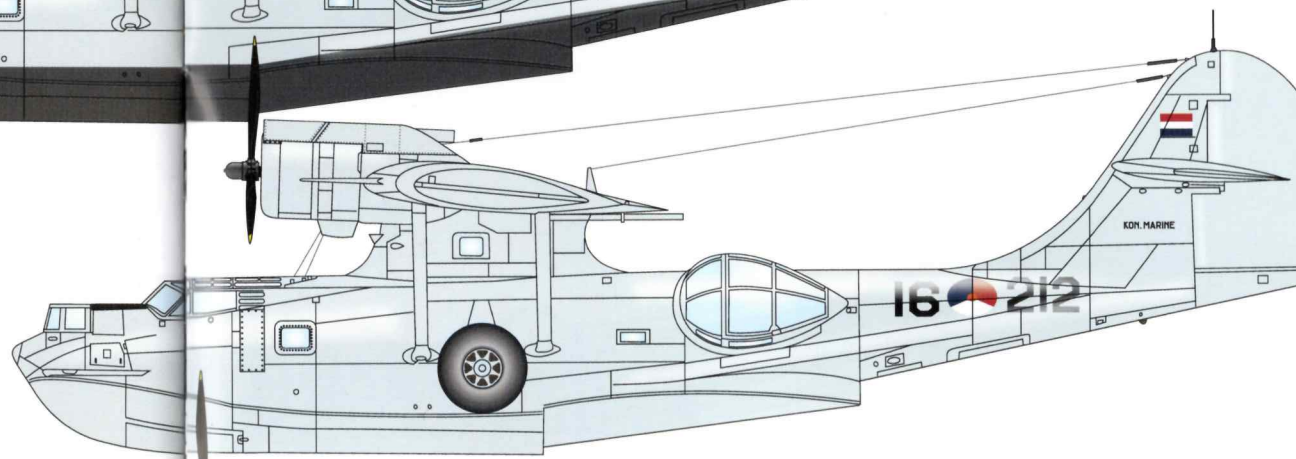
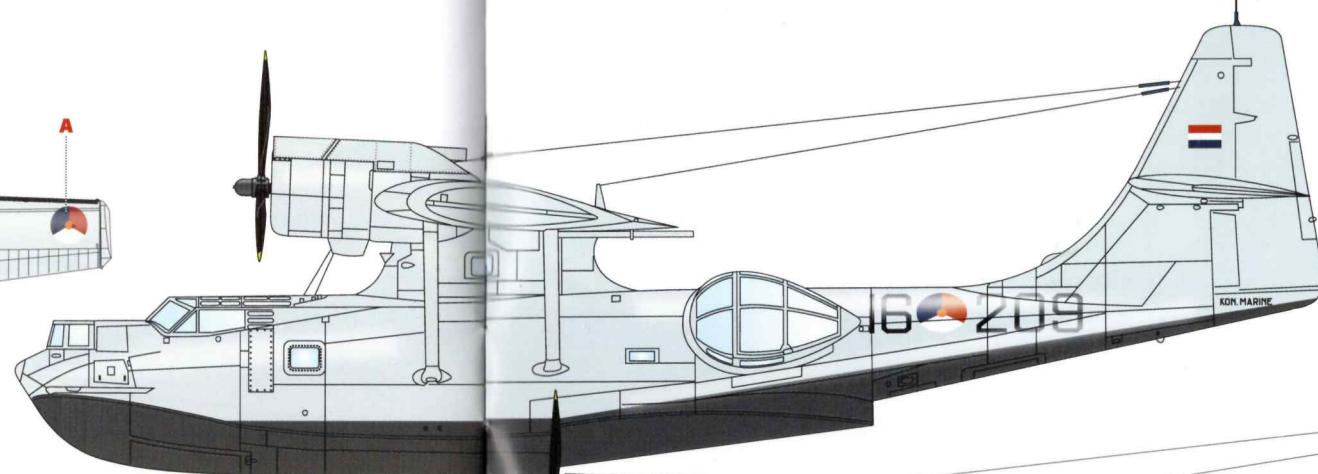




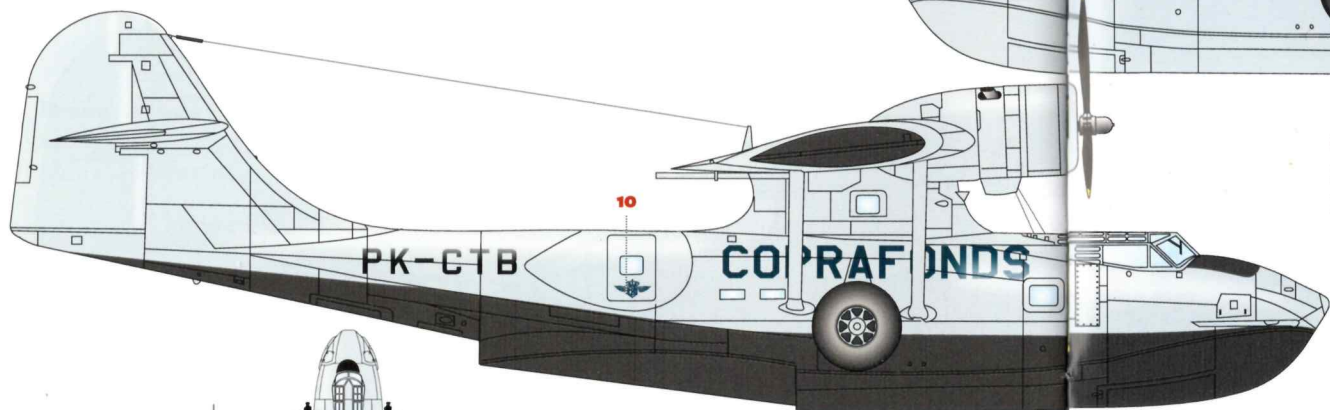
8  
9

walkways on  
some aircraft

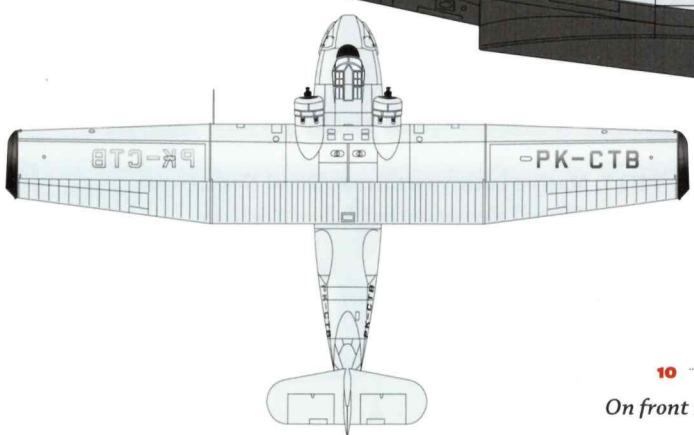
**Boeing Canada PB2B-2. P-209.** VSQ 321. Marine Luchtvaartdienst/Royal Neth. Naval Air Service. Dutch East Indies, 1950. Overall aluminium finish. Black hull. Rosettes in six positions.



**Consolidated PB5A. P-212.** VSQ 8. Marine Luchtvaartdienst/Royal Neth. Naval Air Service. The Netherlands, 1956. Overall aluminium finish. Rosettes in six positions.

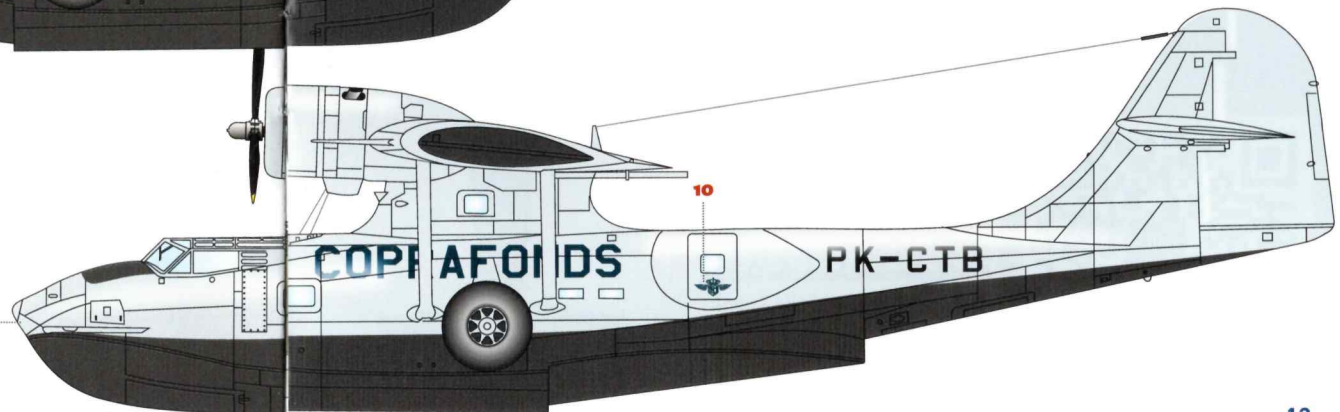


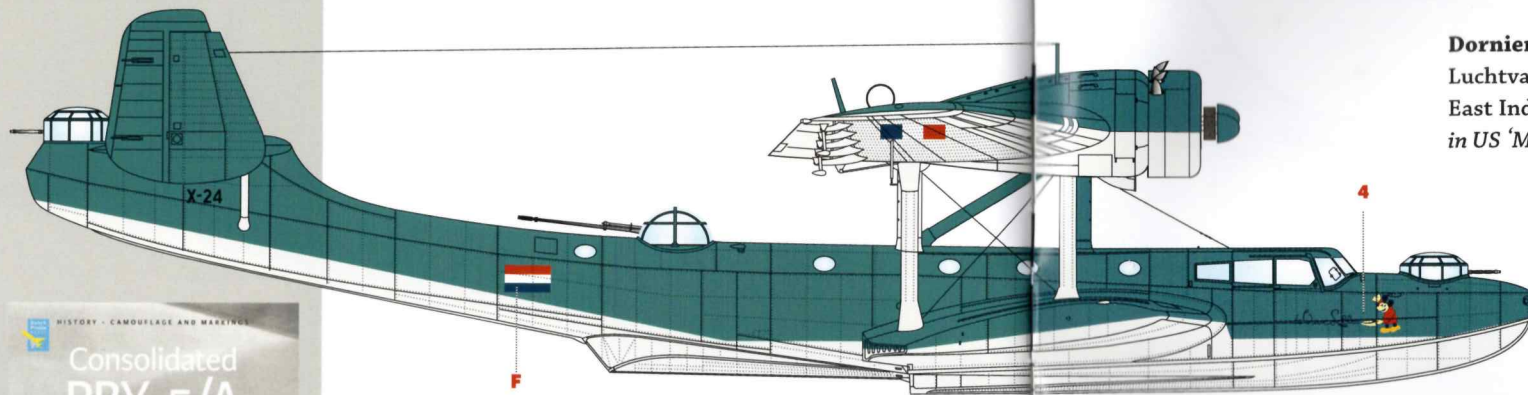
**Consolidated PB5A. PK-CTB.** 'Coprafonds'. KLM/Royal Dutch Airlines. Dutch East Indies, 1947. Overall aluminium finish. Black hull.



10

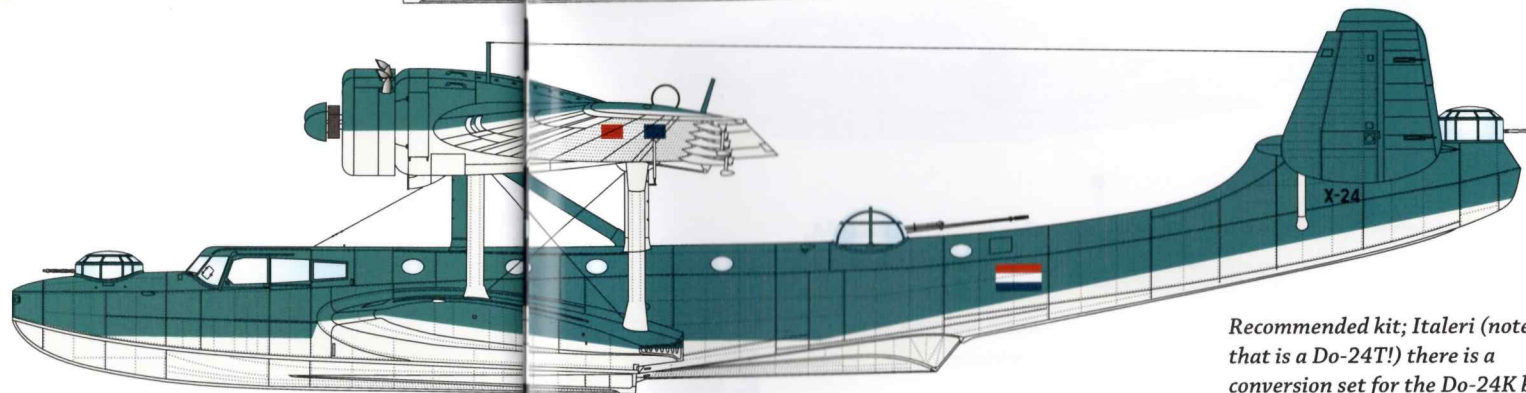
On front nose





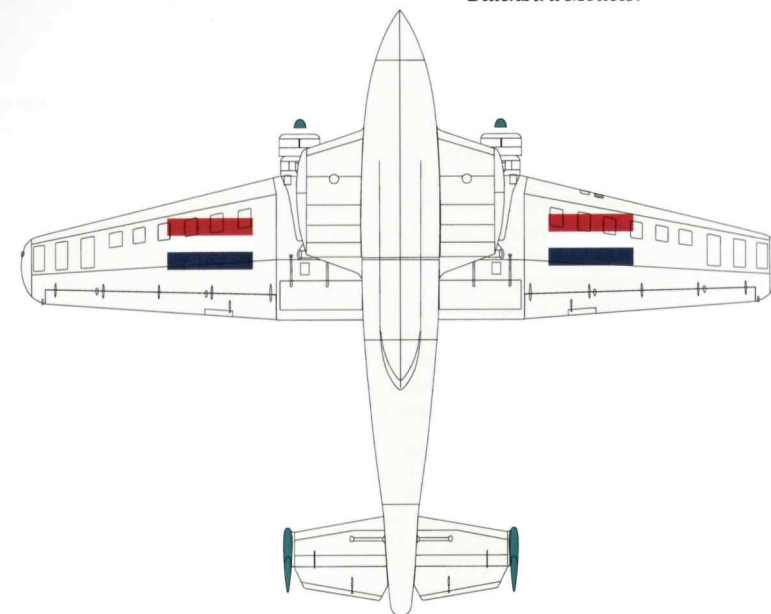



**Dornier Do-24K. X-24. De Ouwe Lobbes. GVT1. Marine Luchtvaartdienst/Royal Neth. Naval Air Service. Dutch East Indies 1942. Upper surfaces in US 'Mud', lower surfaces in US 'Milk White'.**

*Dutch 'Mud' Dark Blue Gray  
Dutch 'Milk White'*



*Recommended kit; Italeri (note, that is a Do-24T!) there is a conversion set for the Do-24K by Blackbird Models.*



*Very helpfull are the Dutch Profile books about the Dutch PBY-5 in service of the Royal Neth. NAS.  
[www.dutchprofile.nl](http://www.dutchprofile.nl)*