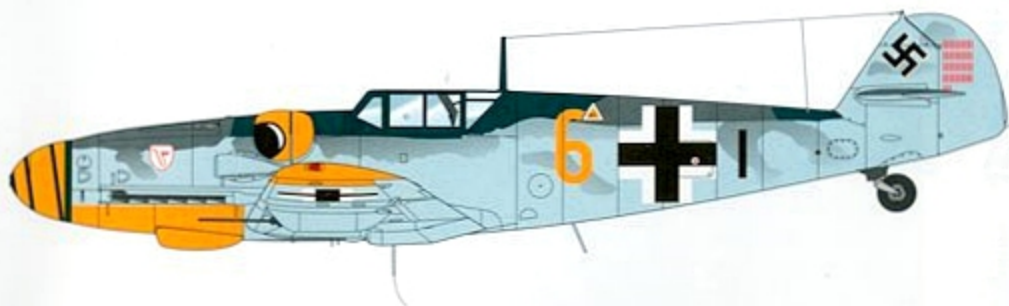
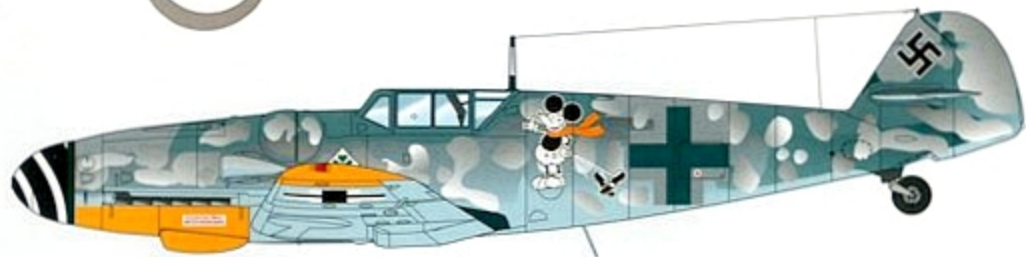



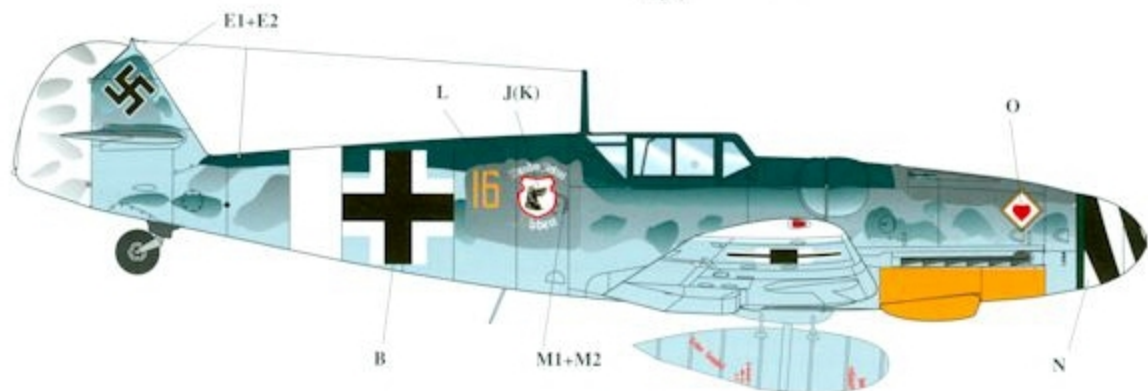
EagleCals  
EC#42

1/72  
 1/48  1/32

eagle  
EDITIONS LTD.

Messerschmitt  
Bf 109 G-68  
36 3, 36 5, 36 52, 36 77





# EagleCals #42

# Messerschmitt Bf 109 G-6s

Manufactured in greater numbers than any other Messerschmitt 109 variant, the G-6 has always been very popular with the modelers considered to be the classic Bf 109 by many. Luftwaffe pilots complained the *Beule* or bumps covering the breaches of the MG 131 13 mm machine guns reduced speed, nevertheless, they contribute to the distinctive personality of the Bf 109. Also the bigger guns were heavier affecting performance.

For accurate color reference we recommend the Luftwaffe Color Chart published by Eagle Editions Ltd. featuring paint chips prepared by Warnecke and Böhm available from your local hobby shop or Eagle Editions Ltd.

**"Mickey Mouse" Bf 109 G-6 Pilot: Major Horst Carganico II/JG 5 March 1944 Alakurtti, Finland**

Notable features of the early G-6 are: long antenna mast, no DF loop or base, FuG 25a antenna intact. Early G style open tail wheel cavity. Armored headrest with glass panel. Personal Mickey Mouse emblem on both sides of fuselage in lieu of chevron or tactical number. Note dates next to the shoes reflect the two times Carganico was stranded behind enemy lines and walked out! Top line reads 22-23.7.; bottom line reads 12-13.8.; 1942. The II/JG 5 shamrock emblem on the port side the forward fuselage, possibly on starboard side.

**Colors:** Undersurfaces: 76 Light Blue, upper 75/74 oversprayed with a winter White camouflage now faded and grayed out. Yellow underwing tips possibly Yellow undercowl. Spinner black/White spiral; prop blades 70 Black-Green.

**National Markings:** 900 mm 74 Gray Green fuselage cross 350 mm Black/White *Hakenkreuz*

Wings: upper 1000 mm White outline crosses Lower: 900 mm Black with White outline crosses(provisional)

**Stencilling:** Factory standard, mostly overpainted including fuel triangle.

**Reference:** Photos printed on instruction sheet

**"Yellow 16" Bf 109 G-6/Trop 9/JG 77 Summer 1943 Sardinia, Italy**

*Werknummer* unknown. This G-6 had the early style padded headrest, long antenna mast, no DF loop or base but the FuG 25a antenna mast intact. ETC rack and drop tank optional. The II. Gruppe emblem with the slogan "*Wander-Zirkus Ubben*" (Wander Circus Ubben) named for the *Gruppenkommandeur* Kurt Ubben as they were constantly on the move like a circus troupe; carried on both sides of the fuselage.

**Colors:** Undersurfaces: 76 Light Blue; Uppersurfaces: 75 Gray-Violet/74 Gray-Green. 04 Yellow undercowling only. White fuselage and White underwing tips, theater band. No vertical III. Gruppe bar visible. Spinner black White spiral; prop blades 70 Black Green. Area behind emblem and "Yellow 16" appears to be fresh 75 Gray.

**National Markings:** 900 mm Black/White fuselage crosses; 350 Black/White *Hakenkreuz*

Wings: Upper 1000 mm White outline Cross Lower - 900 mm Black/White crosses

**Stencilling:** Factory standard

**Reference:** Barbas, Bernd. *Aircraft of the Luftwaffe Fighter Aces II*, page 109.

**"Yellow 6" Bf 109 G-6 W. Nr. 18807 9/JG 3 September 1943 Bad Wörishofen, Germany**

At this time, 6 September 1943, Pilot Alfred Surau had 43 victories, 41 Russian with #42 & #43 B-17s. He was shot down and killed in this aircraft on 14 October 1943. JG 3 emblem on port side of cowling, probably also on the starboard side. Note the small flying bird's head points to the front. MG 151, 20 mm cannon underwing gondolas installed.

**Colors:** Undersurfaces: 76 Light Blue; Uppersurfaces: 75 Gray-Violet/74 Gray-Green. Spinner 04 Yellow with narrow Black spiral, Spinner back plate 70 Black-Green. Prop Blades: 70 Black-Green. Machine gun bulge on the engine cowl, 04 Yellow with eye ball design. Undercowling possibly 04 Yellow. FuG 16 zy antenna mounted under fuselage, see drawing. FuG 25a also mounted under rear fuselage.

**National Markings:** Fuselage; 900 mm Black and White crosses, 350 mm Black and White *Hakenkreuz*

Wings: Upper - 1000 mm White outline crosses; lower - 900 mm Black with White outline crosses.

**Stencilling:** Factory standard. W. Nr. appears to be painted over. Note Red cross on port side fuselage cross.

**Reference:** Prien, Jochen & Stemmer, Gerhard; *Messerschmitt Bf 109 in Einsatz bei der III./Jagdgeschwader 3* page 320

**"Black << 5" Bf 109 G-6 W. Nr. unknown II/JG 52**

This early G-6 was manufactured by Erla Aircraft Leipzig in early 1943; flown by the *Gruppenkommandeur* Hptm. Gerhard Barkhorn. Features are: Tall antenna mast, early solid armor headrest with leather padding, no fresh air scoop in triangular panel below side wind-screen like a G-5. This aircraft has been mistakenly labeled as a G-5, as G-5s have this feature also but to be a G-5 the cockpit is pressurized and this machine is obviously not lacking the pressure bulkhead and silica tablets. Plus the fresh air door on the side. Bf 109 G-5s were issued to home defense units when the high altitude pressurized aircraft was needed. Most Eastern Front air battles were flown at low and medium altitude. Absent are the DF loop antenna and base and the FuG 25a antenna. No umbrella holders. Compressor bulge and scoop on starboard side of engine cowling.

**Colors:** Undersurfaces: 76 Light Blue; Uppersurfaces: 75 Gray-Violet/74 Gray-Green. Rather heavily mottled with 74/75 on fuselage sides. 04 Yellow under cowl (opening portion only), Yellow underwing tips. See diagram, and 04 Yellow fuselage band. Spinner: Black with White spiral; prop blades, 70 Black-Green. Note wavy edge of upper surface Grays on the leading edge of the wings. Also see the narrow strip of Dark Gray on port wing on the slat. Note Red 45 degree lines on canopy.

Note *Stammkennzeichen* "I" under port wing

**National Markings:** Fuselage; 950 mm crosses RLM 74 Gray-Green with White outline. 350 mm Black with White outline *Hakenkreuz*

Wings: Upper-1000 mm White outline crosses; Lower-B4 900 mm Black/White cross with Black outline.

**Stencilling:** Factory standard; some masked off when additional mottling applied. Large 87 octane fuel triangle partially oversprayed.

**Reference:** Photos printed on instruction sheet.