

**DRAW
Decal**

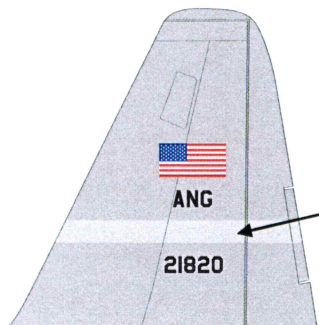

Set 72s-C130-8

Puerto Rico ANG C-130E's

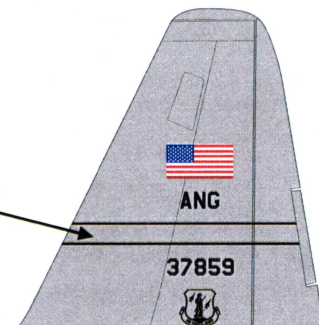
1/72 Scale

Recommended Kit:

1:72 Testors - Italeri C-130



Some aircraft operated with painted-out tailband stripes



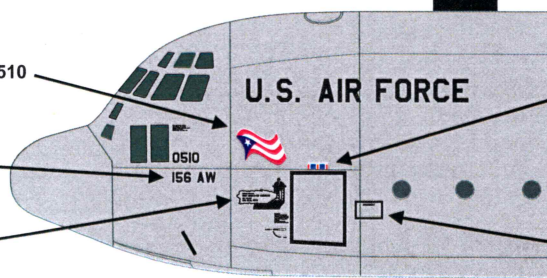
Some aircraft operated with plain black tailband stripes (Note USAF-standard layout of ANG lettering and shield)

Dome is painted gray on most aircraft, but is black on some

Puerto Rico flag worn on aircraft 64-0510

Not all aircraft wear 156 AW lettering

El Morro fort Crew Chief stencil (applied to most aircraft)



Air Force Distinguished Unit Award ribbon (now worn on all aircraft)

Aircraft Armament stencil

**DRAW
Decal**

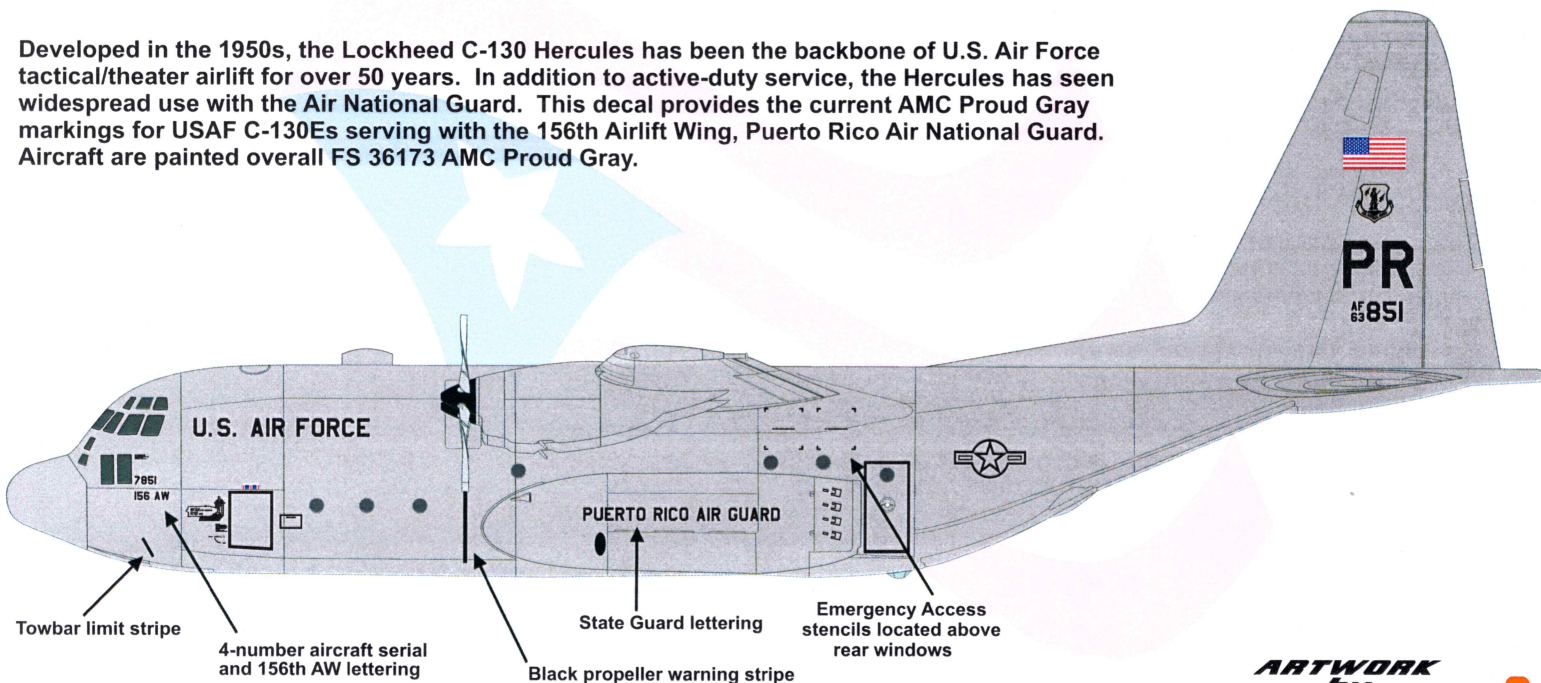
Set 72s-C130-8

Puerto Rico ANG C-130E's

Genuine



Developed in the 1950s, the Lockheed C-130 Hercules has been the backbone of U.S. Air Force tactical/theater airlift for over 50 years. In addition to active-duty service, the Hercules has seen widespread use with the Air National Guard. This decal provides the current AMC Proud Gray markings for USAF C-130Es serving with the 156th Airlift Wing, Puerto Rico Air National Guard. Aircraft are painted overall FS 36173 AMC Proud Gray.



Towbar limit stripe

4-number aircraft serial and 156th AW lettering

Black propeller warning stripe

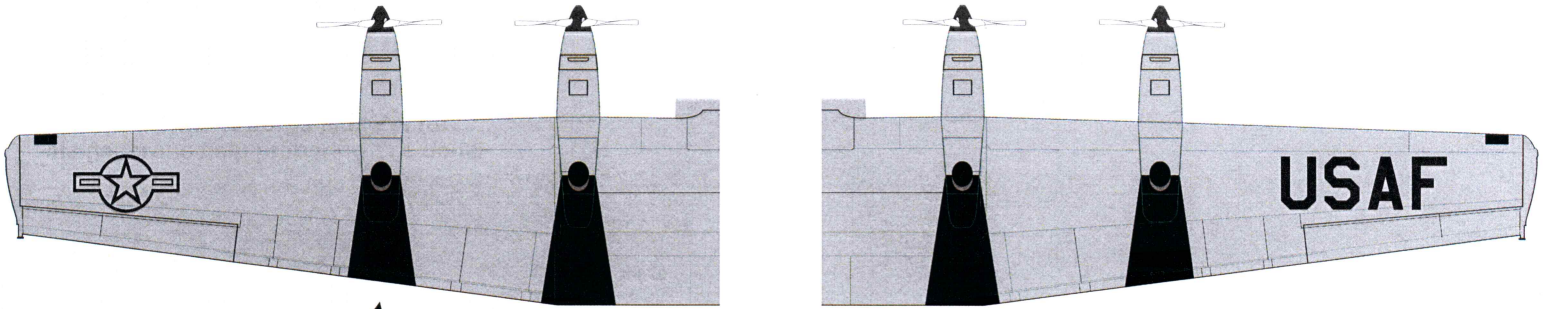
State Guard lettering

Emergency Access stencils located above rear windows

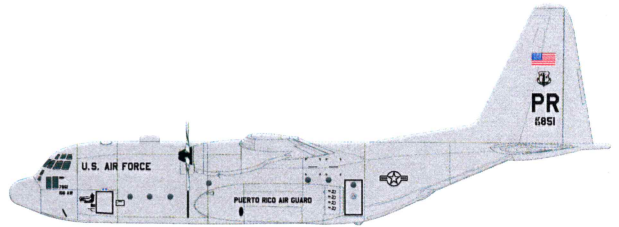
**ARTWORK
by
MIKE EGAN**



Markings are black, with the exception of the U.S. flags. Puerto Rico ANG Herc tail markings differ from other Air Force units. The normal tailband is omitted and fighter-style two-letter codes and serial number stenciling are used. The ANG shield is placed higher on the tail, approximately where the normal tailband would be. Some aircraft wore plain black or painted-out tailband stripes when they initially transferred into the unit, which extend all the way forward to the leading edge of the vertical stabilizer. Four-digit radio call numbers are located just aft of the lower cockpit windows. Most aircraft wear 156 AW lettering below the radio call numbers, though some do not. U.S. AIR FORCE titles are applied to the forward upper fuselage. Door outlines and porthole windows are laid out on the decal to be applied in groupings forward and aft on each side of the fuselage. The C-130E aircraft have an escape hatch only at the upper forward window on the starboard fuselage, and round windows in the rear side doors. The Minicraft kit rear doors appear to be molded too tall. Thus, two door outlines are provided - taller ones that match the kit, and more correct shorter ones for those who wish to fill the kit door outlines. National insignia are applied to the rear fuselage. Wing and upper fuselage walkway stripes are applied as illustrated. National insignia are located on the upper left and lower right wings. USAF titles are located on the upper right and lower left wings. Triangular black exhaust paths are painted on the undersides of the wings, aft of the engine nacelles. Extra numbers are provided for all of the aircraft known to have operated with the 156th AW.



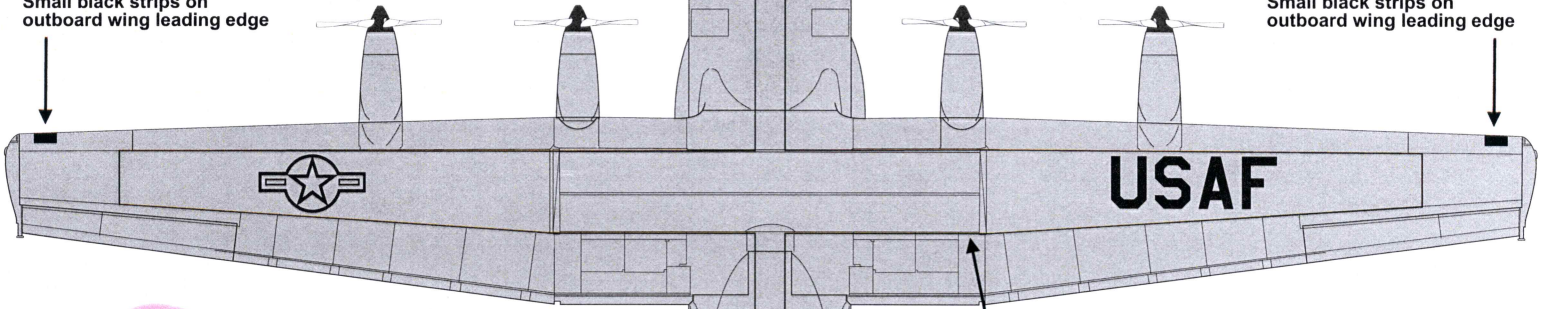
Triangular exhaust path marking



Propeller blades feature black roots and a black tip

Forward upper fuselage walkway

Small black strips on outboard wing leading edge



Small black strips on outboard wing leading edge

Wing walkway (angled piece at rear of wing)

Rear upper fuselage walkway

We strongly suggest you reference the decal application instructions found on our website www.drawdecal.com

Stabilizer walkway

Special thanks to Jorge Mustafa for his generous help preparing this decal

ARTWORK
by
MIKEEGAN

BASE
PROFILE
BY

