

**XTRADECAL**

X72316

## RAF Lockheed C-130J Hercules C.5 Special Schemes Pt1

Includes Extra  
IX Squadron Typhoon FGR.4  
Decal Option!



For the best results these decals should be applied to a gloss surface such as provided by either Xtracolor or Xtracrylix paints. Cut out the decal required and soak in warm water until the decal is released from the backing paper. Wet the area to be decaled with MICRO SET which will help to eliminate air trapped under the decal and position the decal.

After 5 or 10 minutes wet the decal with MICRO SOL which will soften the decal and ensure that it settles down over any surface detail. Allow the decal to dry for at least 12 hours. During this time some wrinkling of the decal may occur, this is normal. Do not touch the decal at this time.

Carefully check for small air bubbles and if there are any prick with a needle and apply a drop of MICRO SOL. After all air bubbles have been eliminated and the decals are dry wash the entire model with water to remove any excess decal adhesive.

When completely dry the whole model should be sprayed with a coat of Xtracolor or Xtracrylix Flat, Satin or Gloss varnish depending on the finish required.

Store in a cool dry place, avoid sunlight, dampness or extremes of temperature and/or humidity.

**HANNANTS**

[www.hannants.co.uk](http://www.hannants.co.uk)

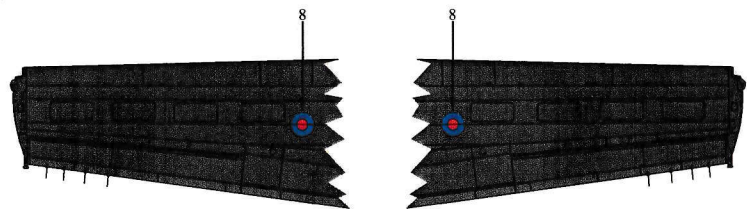
Harbour Road, Oulton Broad, Lowestoft, Suffolk, NR32 3LZ

Phone +44 1502 517444

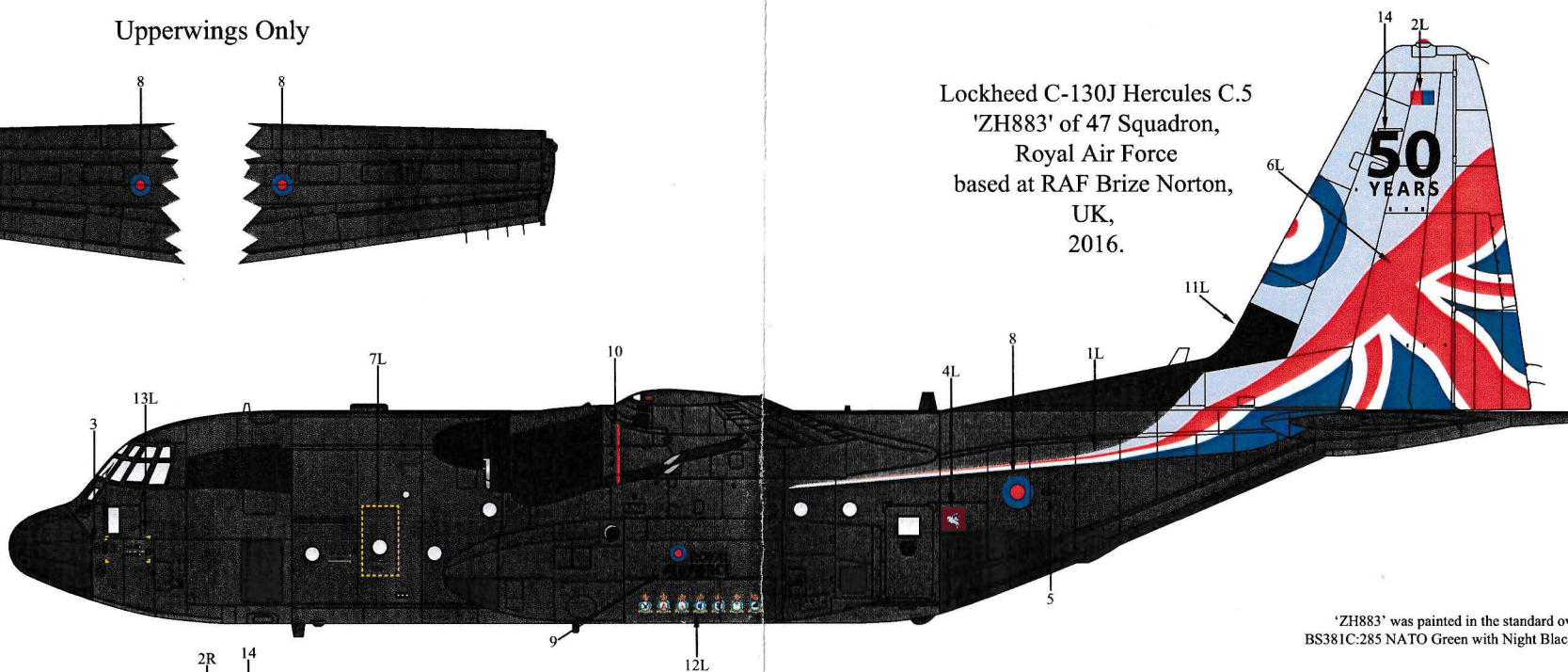
Fax +44 1502 500521

[sales@hannants.co.uk](mailto:sales@hannants.co.uk)

Upperwings Only



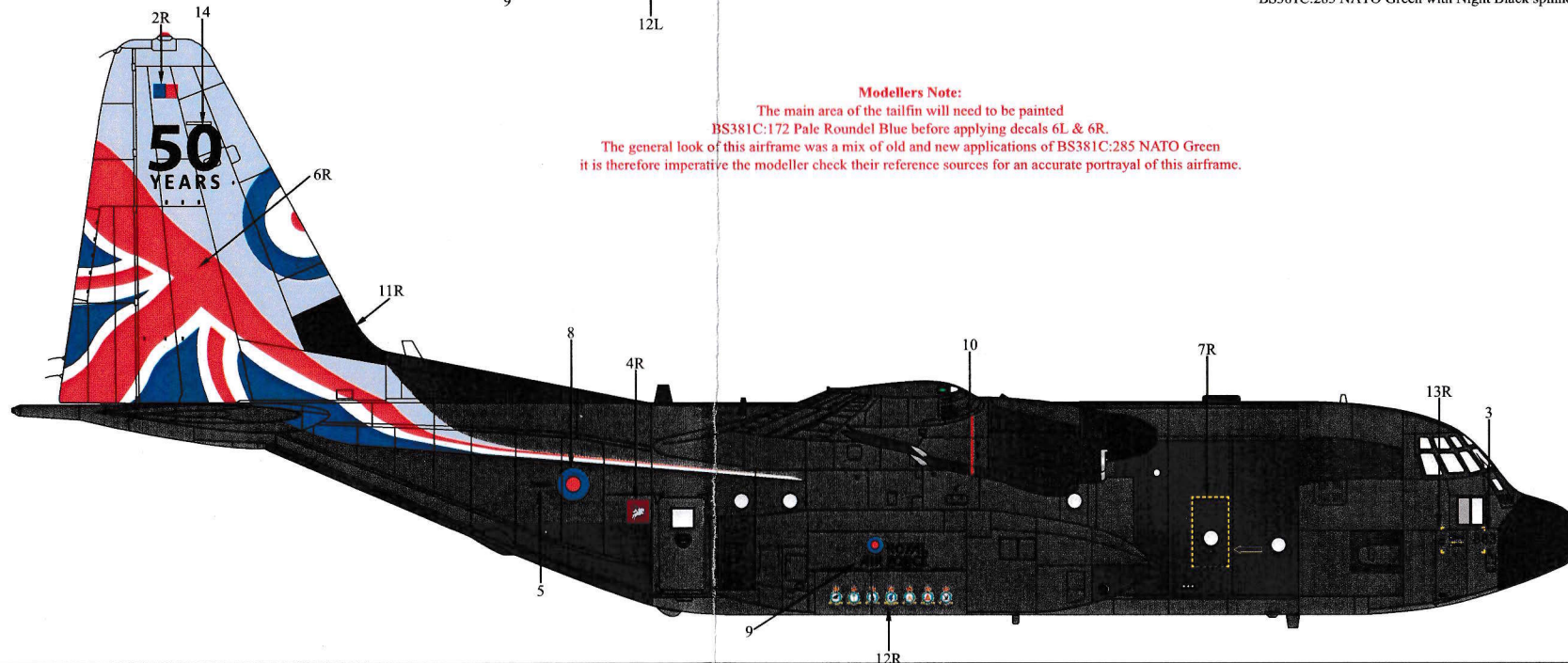
Lockheed C-130J Hercules C.5  
'ZH883' of 47 Squadron,  
Royal Air Force  
based at RAF Brize Norton,  
UK,  
2016.



'ZH883' was painted in the standard overall BS381C:285 NATO Green with Night Black spinners.

**Modellers Note:**


The main area of the tailfin will need to be painted BS381C:172 Pale Roundel Blue before applying decals 6L & 6R.  
The general look of this airframe was a mix of old and new applications of BS381C:285 NATO Green it is therefore imperative the modeller check their reference sources for an accurate portrayal of this airframe.





Eurofighter Typhoon FGR.4,  
 ZJ924/'WS.J' flown by  
 Wing Commander Simon Batt  
 of IX(B) Squadron, RAF,  
 based at RAF Marham,  
 June, 2019.

**BONUS EXTRA  
 DECAL OPTION**



**Paints:**

The colours used on these aircraft  
 can be found in the Xtracolor  
 (prefix number with X)  
 and Xtracrylix (prefix number  
 with XA1) range of paints.

**Xtracolor Paints**  
 X018 NATO Green  
 X017 Camouflage Grey  
 X404 Matt Black

**Xtracrylix Paints**  
 XA1018 NATO Green  
 XA1017 Camouflage Grey  
 XA1404 Matt Black