


4725-3800



Designed to replace the venerable Boeing B-52, Rockwell's B-1B is scheduled to enter the U.S. Air Force's Strategic Air Command in 1986. The slim lines of the big B-1B resemble a fighter more than a bomber, and this is carried through in the cockpit, where the control columns are sticks, rather than the conventional control wheels used on large aircraft.

The B-1B is the largest free world aircraft yet built to use a variable-geometry, or movable wing, which is designed to provide maximum aircraft performance. With the wings fully swept forward, wing span measures 136 feet 8½ inches. Sweeping the wings back allows the bomber to streak through the skies at 1,450 mph, or Mach 1.4, to deliver up to 115,000 lbs. of bombs, 32 AGM-69 SRAM missiles or 32 of the new AGM-86B cruise missiles.

New technology has given the B-1B a radar profile only one hundredth that of the larger B-52, allowing it to sneak under enemy radar beams, hugging the ground under the control of an automatic terrain avoidance guidance system. To smooth the ride at near ground level dashes, a pair of small canard surfaces are attached to the nose. These automatically dampen the shuddering that would otherwise shake the plane at this altitude.

The B-1B is well designed for survivability and operational efficiency. It can withstand the effects of a nearby nuclear blast and take-off quickly, even if under attack. One hundred of these remarkable superbombers are on order.

ENGLISH: ASSEMBLY DRAWINGS SHOULD BE REVIEWED BEFORE PROCEEDING WITH CONSTRUCTION. A NUMBER IDENTIFIES EACH PLASTIC PART FOR YOUR CONVENIENCE. PAINT SMALL PARTS ON RUNNER BEFORE REMOVING. ALLOW PAINT TO DRY THOROUGHLY BEFORE CONTINUING ASSEMBLY OF KIT. SCRAPE CHROME OR PAINT AT AREA TO BE GLUED. WASH PLASTIC IN MILD DETERGENT SOLUTION. RINSE AND LET AIR DRY FOR BETTER PAINT AND DECAL ADHESION.

FRANCAIS: EXAMINER LES SCHEMAS D'ASSEMBLAGE AVANT DE COMMENCER LA CONSTRUCTION. UN NUMERO IDENTIFIE CHAQUE PIECE DE PLASTIQUE POUR PLUS DE FACILITE. PEINDRE LES PETITES PIECES SUR LE SUPPORT AVANT DE LES ENLEVER. LAISSER LA PEINTURE SECHER COMPLETEMENT AVANT DE CONTINUER L'ASSEMBLAGE

DU KIT. GRATTER LE CHROME OU LA PEINTURE SUR LES SURFACE A COLLER. LAVER LE PLASTIQUE DANS UNE SOLUTION DE DETERGENT LEGERE, RINCER ET LAISSER SECHER A L'AIR POUR UNE MEILLEURE ADHERENCE DE LA PEINTURE ET DES DECALS.

ESPAÑOL: DIBUJOS DE ENSAMBLAJE DEBEN SER REPASADOS ANTES DE SEGUIR CON LA CONSTRUCCION. UN NUMERO IDENTIFICA CADA PARTE DEL PLASTICO PARA SU CONVENIENCIA. PINTA PARTES PEQUENAS DEL KIT ANTES DE QUITARLAS. DEJE SECAR BIEN LA PINTURA ANTES DE SEGUIR EL ENSAMBLAJE. RASPE EL CROMO O LA PINTURA DEL SITIO ANTES DE SER PEGADO. LAVE EL PLASTICO EN UNA SOLUCION SUAVE DETERGENTE. ENJUAGUE, Y DEJE SECAR EN EL AIRE PARA MEJOR ADHESION DE LA PINTURA Y CALCOMANIA.



GLUE
COLLE
PEGA



NO GLUE REQUIRED
LA COLLE N'EST PAS NECESSAIRE
NO NECESITA PEGA



DO IT THIS MANY TIMES
LE FAIRE CE NOMBRE DE FOIS
HAGALO ESTA CANTIDAD DE VECES



OPTIONAL
FACULTATIF
OPCIONAL



APPLY DECALS
COLLER LES CALCOMANIES
APLICAR CALCAS



SHOWN ASSEMBLED
VU ASSEMBLE
MOSTRADO ARMADO



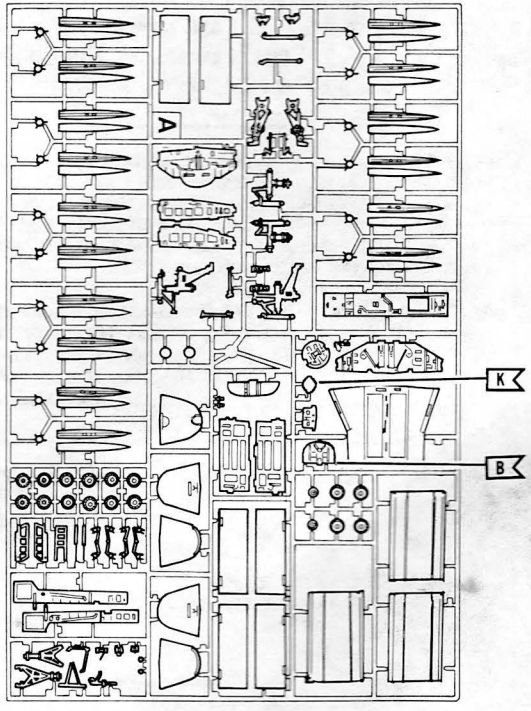
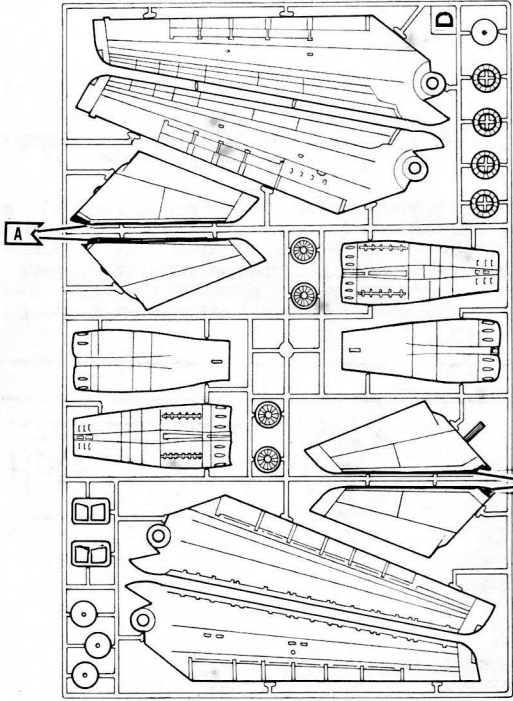
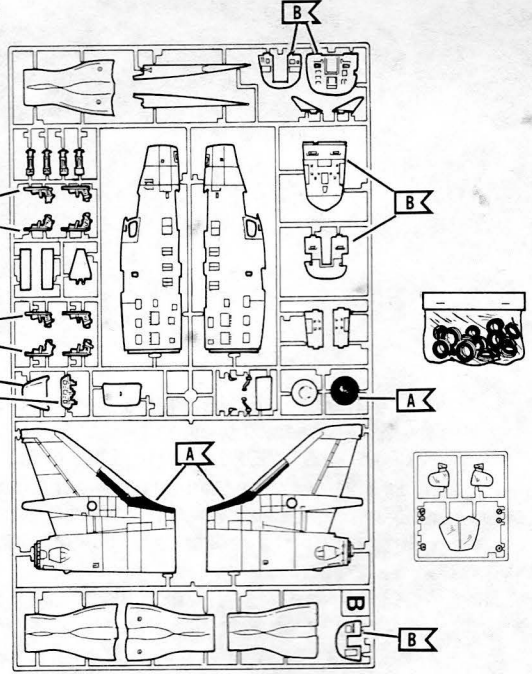
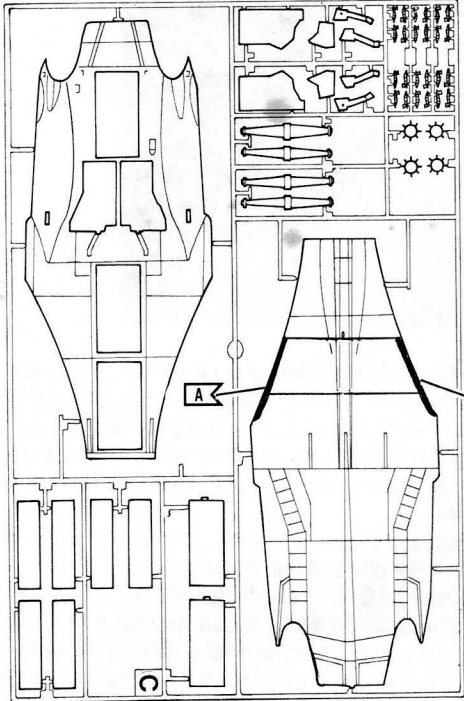
CLEAR
TRANSPARENT
TRANSPARENTE



WHITE
BLANC
BLANCO

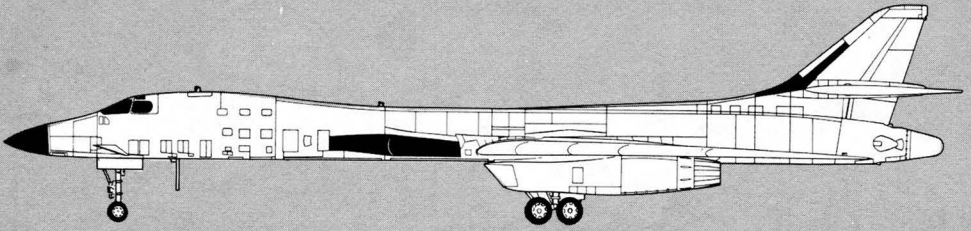
| | | | |
|----------|--------------------------|-----------------|-------------------|
| A | MATT BLACK FS 37038 | NOIR MAT | NEGRO MATE |
| B | MATT LIGHT GRAY FS 36231 | GRIS CLAIR MAT | GRIS PALIDO MATE |
| C | MATT DARK GREEN FS 34079 | VERT FONCE MAT | VERDE OSCURO MATE |
| D | DESERT TAN FS 30400 | SABLE DU DESERT | ARENA DESIERTO |
| E | BROWN FS 30140 | MARRON | MARRON |
| F | GUNSHIP GRAY | GRIS CUIRASSE | PLOMO |
| G | MATT RED | ROUGE MAT | ROJO MATE |
| H | YELLOW | JAUNE | AMARILLO |
| I | BLUE GRAY | GRIS BLEU | AZUL GRIS |

| | | | |
|----------|----------------|---------------|---------------|
| J | GREEN | VERT | VERDE |
| K | GOLD | DORE | ORO |
| L | SILVER | ARGENT | PLATA |
| M | OLIVE GREEN | VERT OLIVE | VERDE OLIVA |
| N | CHROMATE GREEN | CHROMATE VERT | VERDE CROMATO |
| O | ALUMINUM | ALUMINIUM | ALUMINIUM |
| P | STEEL | ACIER | ACERO |
| Q | GUN METAL | METAL D'ARMES | GRIS REVOLVER |



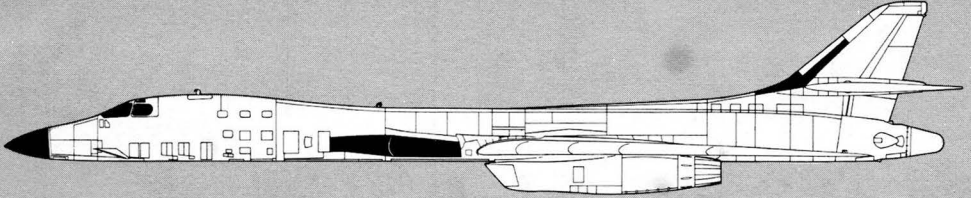
1

(A)



(?)

(B)

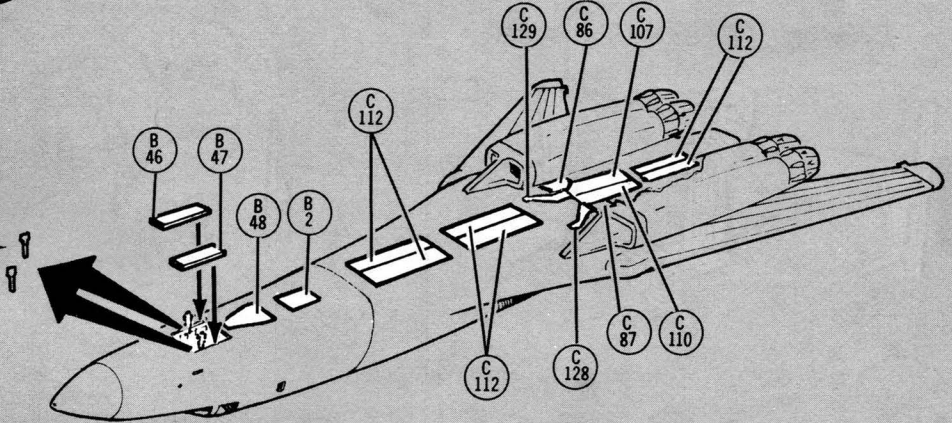


2

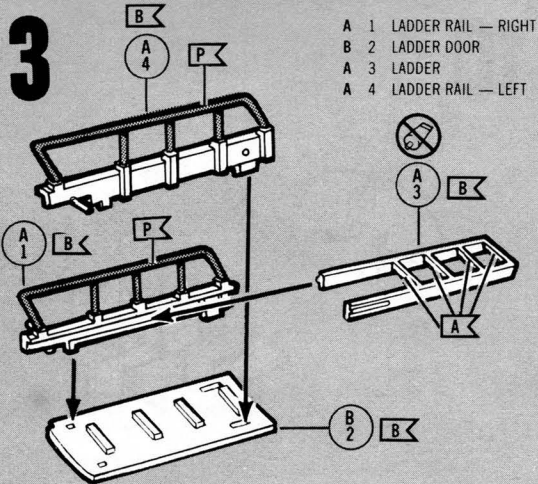
(B)

- | | | |
|-----------------------------|-------------------------------------|--|
| B 2 LADDER DOOR | C 86 MAIN GEAR DOOR — OUTSIDE LEFT | C 112 WEAPON BAY DOOR — (6 PARTS) |
| B 46 NOSE GEAR DOOR — LEFT | C 87 MAIN GEAR DOOR — OUTSIDE RIGHT | C 128 DRAG BRACE DOOR — RIGHT (CLOSED) |
| B 47 NOSE GEAR DOOR — RIGHT | C 107 MAIN GEAR DOOR — INSIDE LEFT | C 129 DRAG BRACE DOOR — LEFT (CLOSED) |
| B 48 NOSE GEAR DOOR — REAR | C 110 MAIN GEAR DOOR — INSIDE RIGHT | |

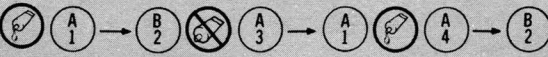
Remove
Oter
Rimuovere



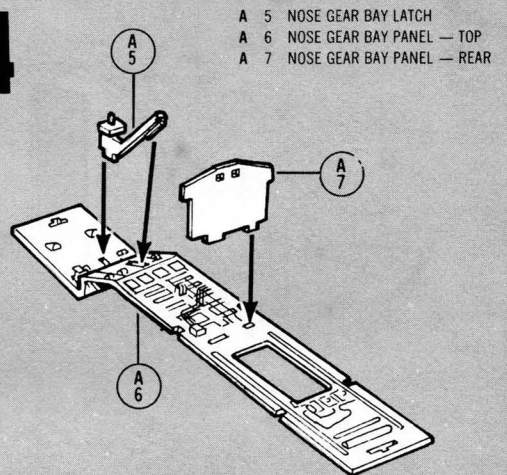
3




- A 1 LADDER RAIL — RIGHT
- B 2 LADDER DOOR
- A 3 LADDER
- A 4 LADDER RAIL — LEFT



4

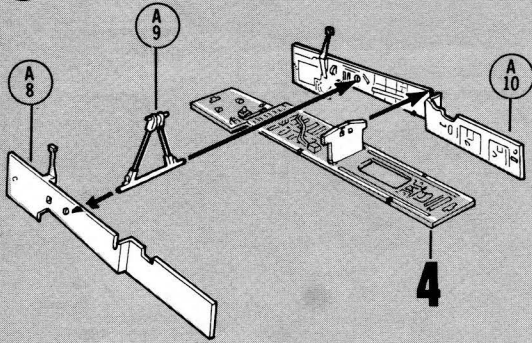


- A 5 NOSE GEAR BAY LATCH
- A 6 NOSE GEAR BAY PANEL — TOP
- A 7 NOSE GEAR BAY PANEL — REAR



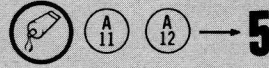
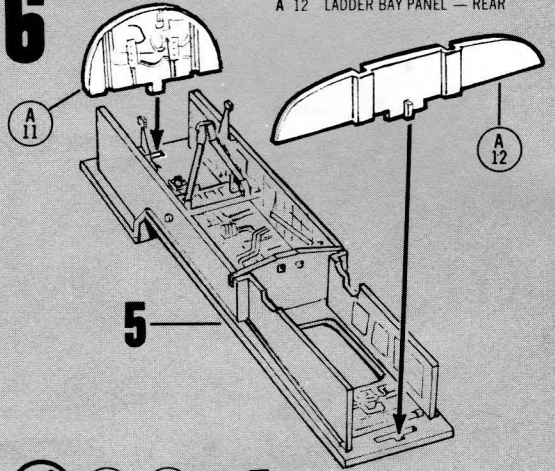
5

- A 8 NOSE GEAR BAY PANEL — RIGHT
- A 9 NOSE GEAR BAY WISHBONE BRACE
- A 10 NOSE GEAR BAY PANEL — LEFT



6


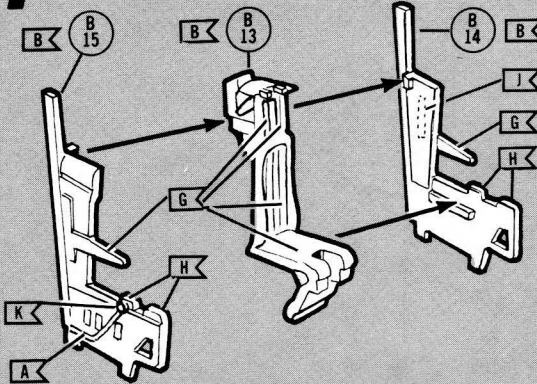
- A 11 NOSE GEAR BAY PANEL — FRONT
- A 12 LADDER BAY PANEL — REAR



7

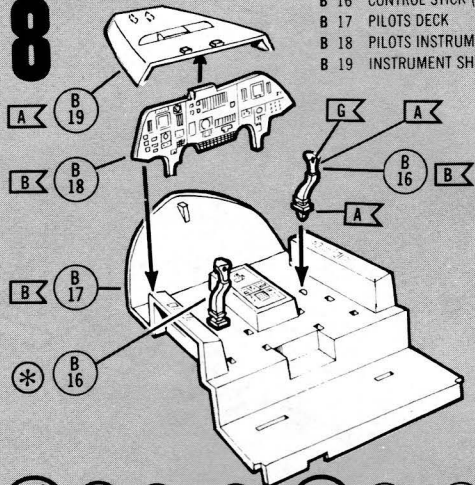
4X

- B 13 SEAT — CENTER (4 PARTS)
- B 14 SEAT FRAME — LEFT (4 PARTS)
- B 15 SEAT FRAME — RIGHT (4 PARTS)



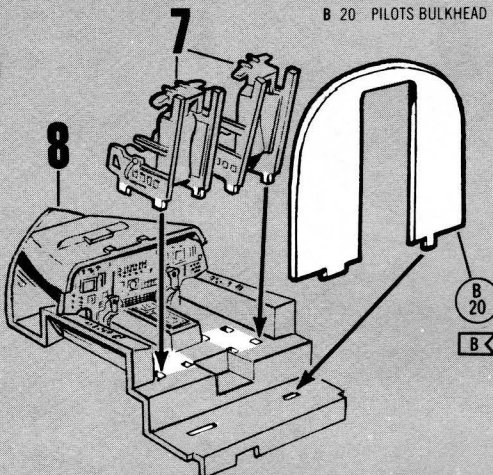
8

- B 16 CONTROL STICK (2 PARTS)
- B 17 PILOTS DECK
- B 18 PILOTS INSTRUMENT PANEL
- B 19 INSTRUMENT SHROUD




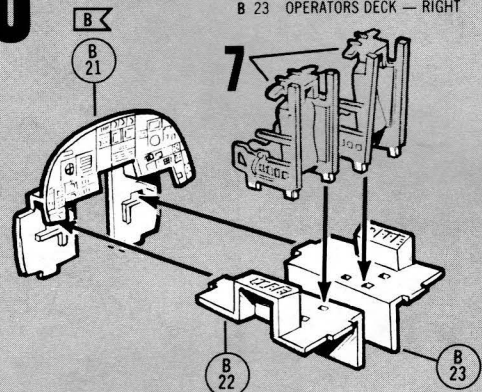
9

B 20 PILOTS BULKHEAD




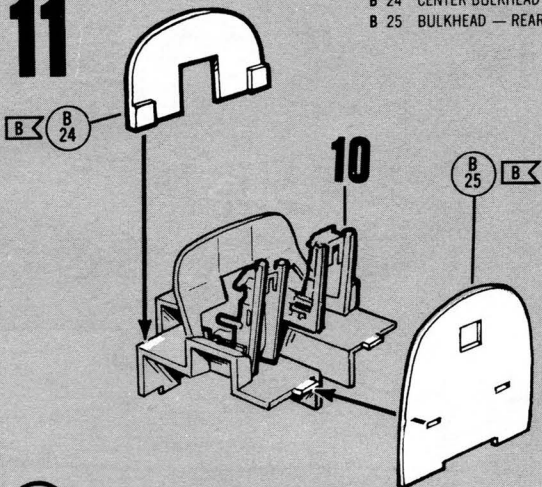
10

- B 21 OPERATORS INSTRUMENT PANEL
- B 22 OPERATORS DECK — LEFT
- B 23 OPERATORS DECK — RIGHT

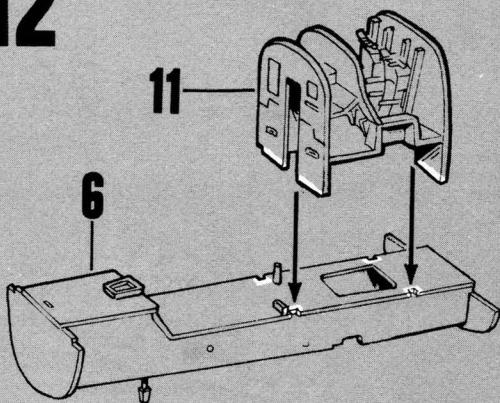


11

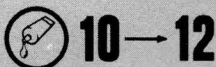
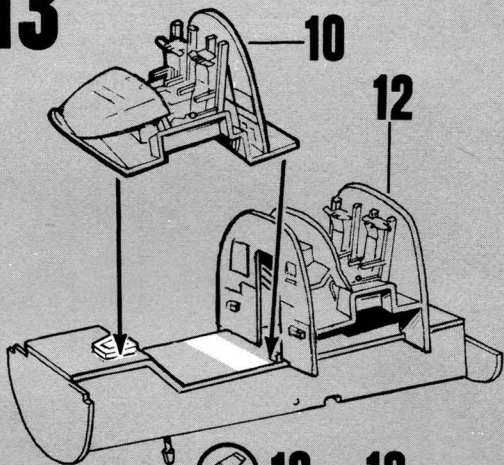
B 24 CENTER BULKHEAD
B 25 BULKHEAD — REAR



12

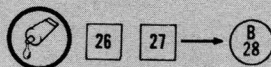
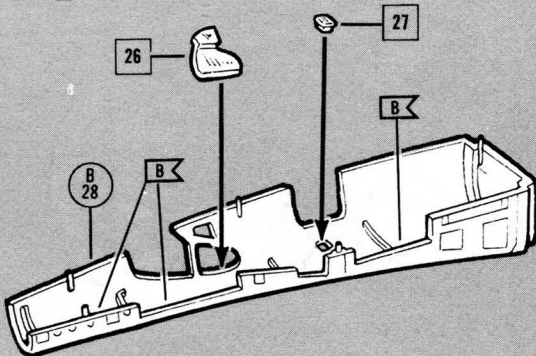


13




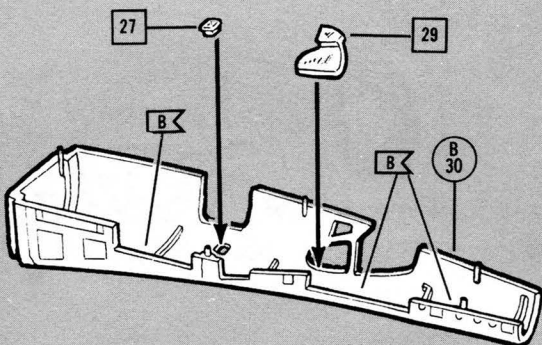
14

26 PILOTS WINDOW (CLEAR)
27 PORTHOLE WINDOW (CLEAR)
B 28 FUSELAGE FRONT HALF — RIGHT

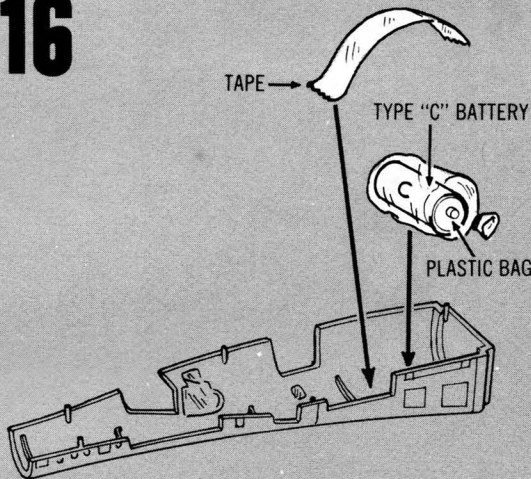


15

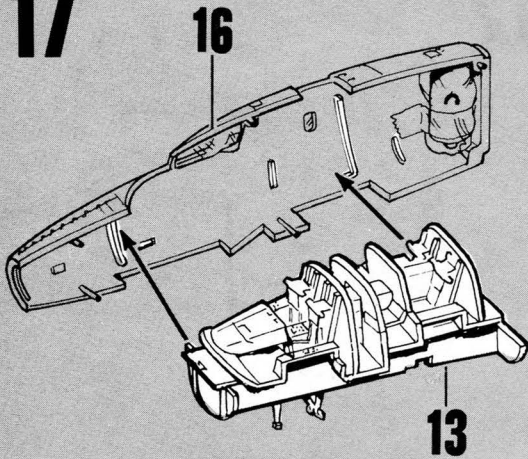
27 PORTHOLE WINDOW (CLEAR)
29 CO-PILOTS WINDOW (CLEAR)
B 30 FUSELAGE FRONT HALF — LEFT



16

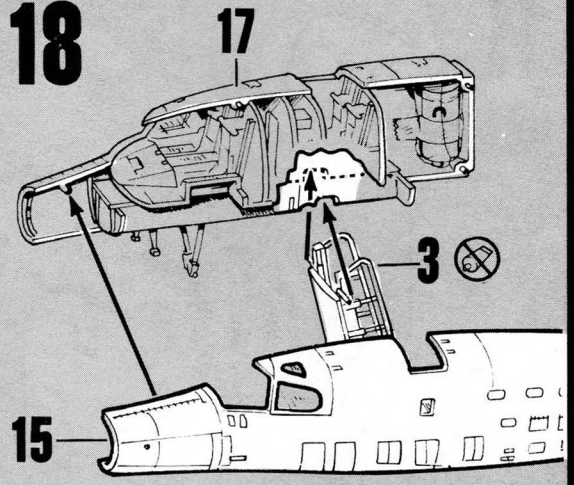


17



13 → 16

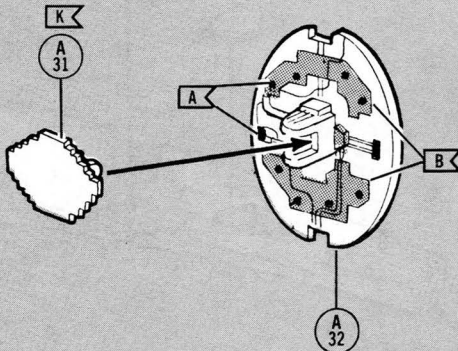
18



3 → 17 15 → 17

19

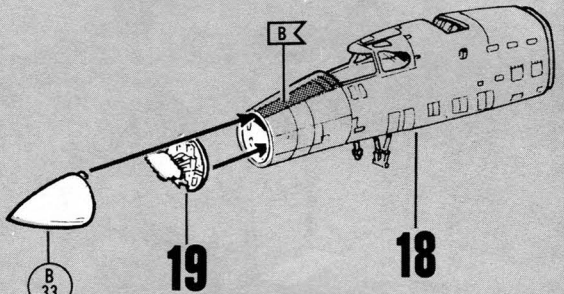
A 31 RADAR ANTENNA
A 32 RADAR BULKHEAD



A 31 → A 32

20

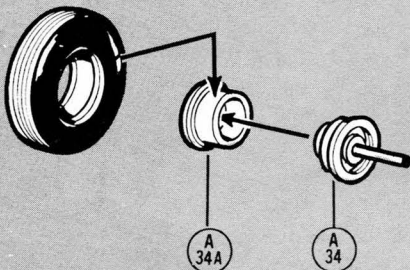
B 33 RADOME — FORWARD



19 → 18 B 33 → 18

21 (A)

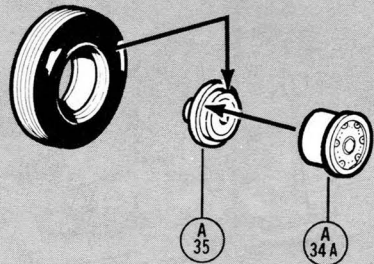
A 33 NOSE WHEEL — OUTER (2 PARTS)
A 34 NOSE WHEEL — WITH AXLE



A 34A → A 34 A 34A → A 34

22

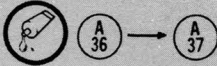
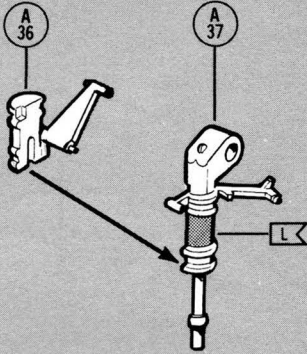
A 33 NOSE WHEEL — OUTER
A 35 NOSE WHEEL — INNER



A 34A → A 35 A 34A → A 35

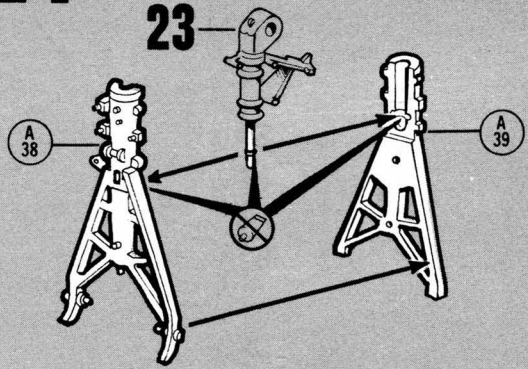
23

- A 36 NOSE GEAR AXLE STRUT — LEFT
- A 37 NOSE GEAR AXLE STRUT — RIGHT



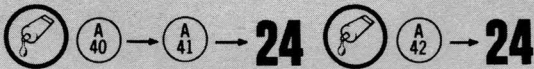
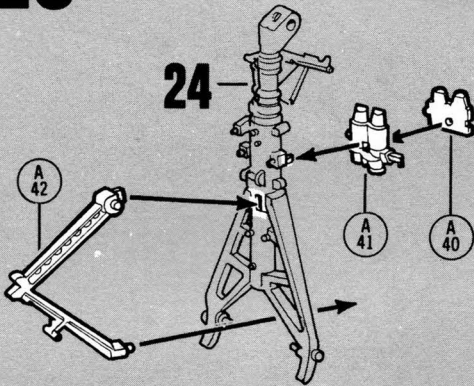
24

- A 38 NOSE GEAR — FRONT HALF
- A 39 NOSE GEAR — REAR HALF



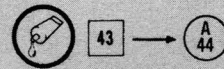
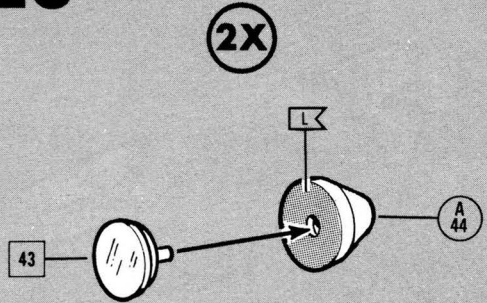
25

- A 40 NOSE GEAR CYLINDER — REAR
- A 41 NOSE GEAR CYLINDER — FRONT
- A 42 NOSE GEAR LINKAGE



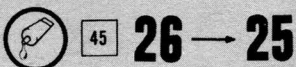
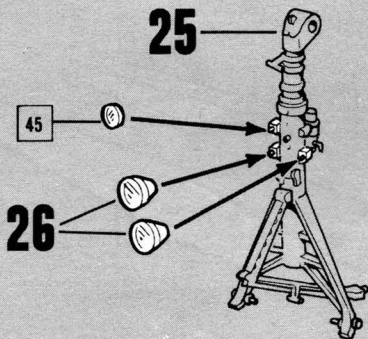
26

- 43 TAXI LIGHT LENS (2 PARTS) (CLEAR)
- A 44 TAXI LIGHT HOUSING (2 PARTS)




27

- 45 SMALL TAXI LIGHT (CLEAR)


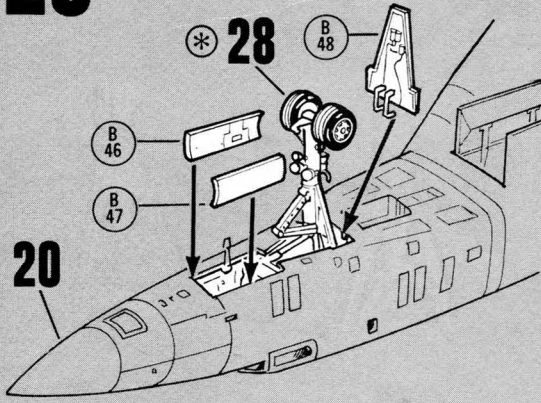


28




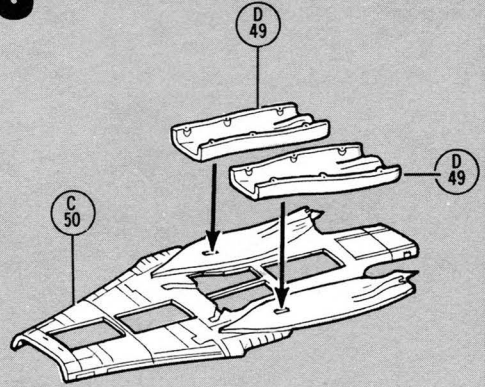
29

- B 46 NOSE GEAR DOOR — LEFT
- B 47 NOSE GEAR DOOR — RIGHT
- B 48 NOSE GEAR DOOR — REAR



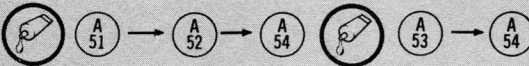
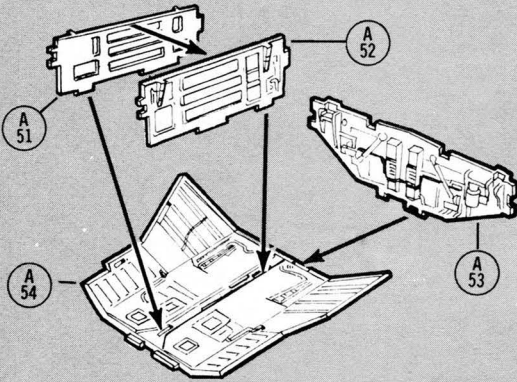
30

- D 49 ENGINE NACELLE — TOP HALF (2 PARTS)
- C 50 FUSELAGE MIDDLE HALF — BOTTOM



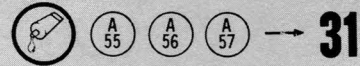
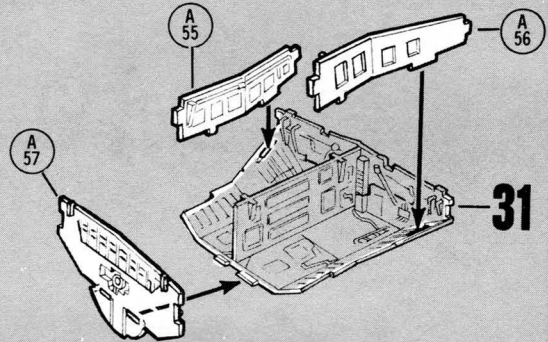
31

- A 51 MAIN GEAR BAY PANEL — CENTER RIGHT
- A 52 MAIN GEAR BAY PANEL — CENTER LEFT
- A 53 MAIN GEAR BAY PANEL — FRONT
- A 54 MAIN GEAR BAY PANEL — TOP



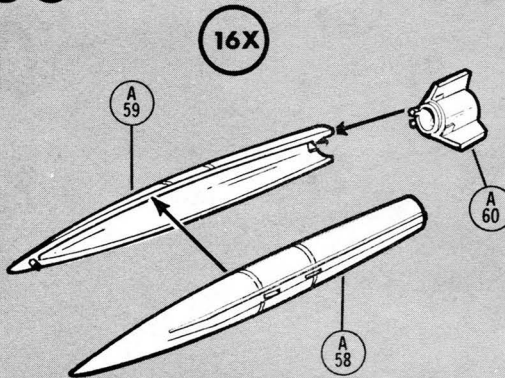
32

- A 55 MAIN GEAR BAY PANEL — RIGHT
- A 56 MAIN GEAR BAY PANEL — LEFT
- A 57 MAIN GEAR BAY PANEL — REAR



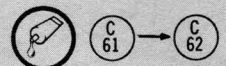
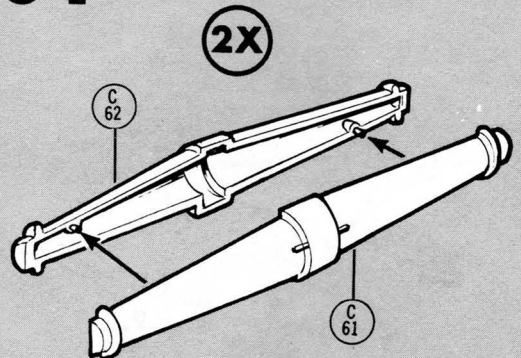
33

- A 58 SRAM — TOP HALF (16 PARTS)
- A 59 SRAM — BOTTOM HALF (16 PARTS)
- A 60 SRAM TAIL (16 PARTS)



34

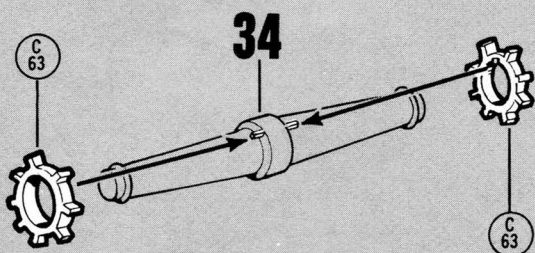
- C 61 WEAPON SPINDLE — TOP (2 PARTS)
- C 62 WEAPON SPINDLE — BOTTOM (2 PARTS)



35

C 63 WEAPON SPINDLE — COLLAR (4 PARTS)

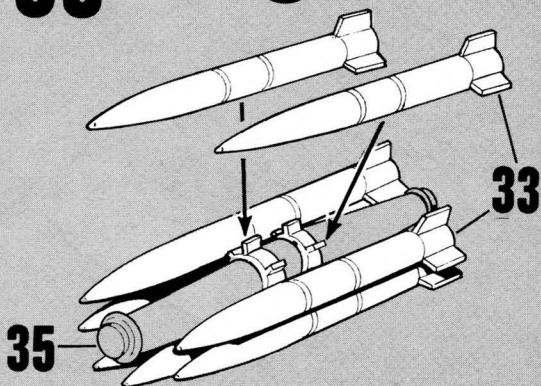
(2X)



(C 63) (2X) → 34

36

(2X)

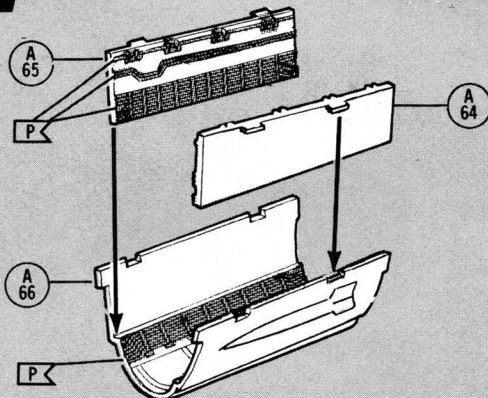


(33) → 35

37

(2X)

A 64 1 & 2 BAY PANEL — LEFT (2 PARTS)
 A 65 1 & 2 BAY PANEL — RIGHT (2 PARTS)
 A 66 1 & 2 BAY SHELL (2 PARTS)

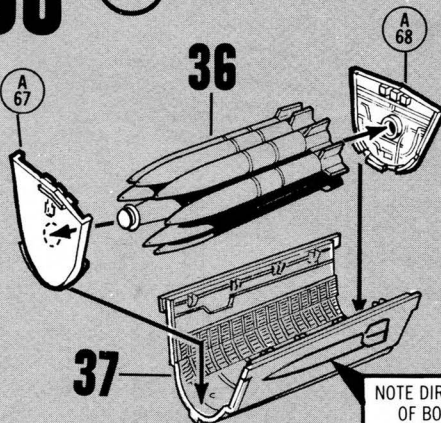


(A 64) (A 65) → (A 66)

38

(2X)

A 67 1 & 2 BAY PANEL — FRONT (2 PARTS)
 A 68 1 & 2 BAY PANEL — REAR (2 PARTS)



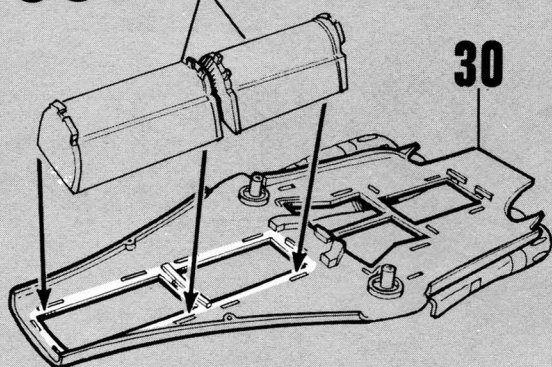
NOTE DIRECTION OF BOMBS

(A 67) (A 68) → 37

39

38

30

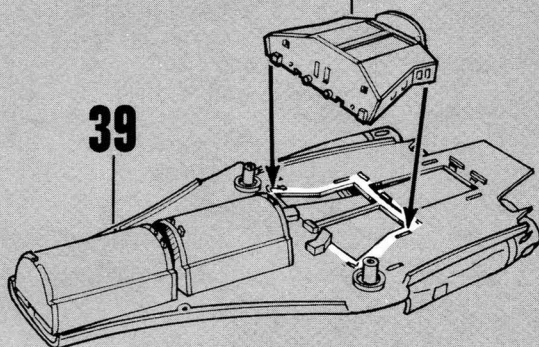


(38) → 30

40

32

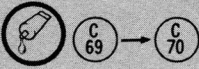
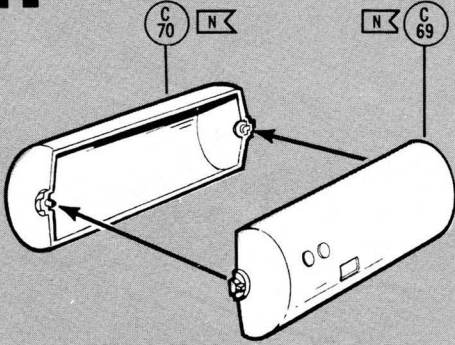
39



(32) → 39

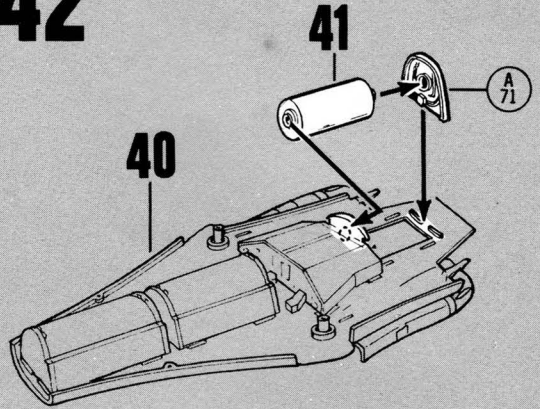
41

C 69 FUEL TANK — BOTTOM
C 70 FUEL TANK — TOP



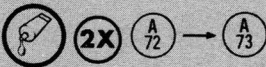
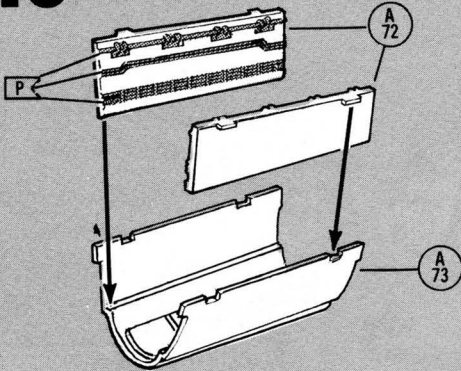
42

A 71 3 BAY PANEL — REAR

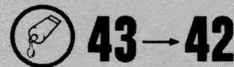
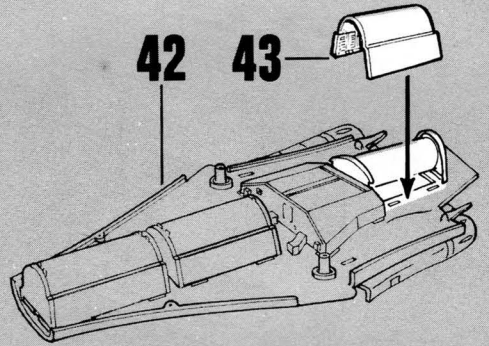


43

A 72 3 BAY PANEL (2 PARTS)
A 73 3 BAY PANEL SHELL

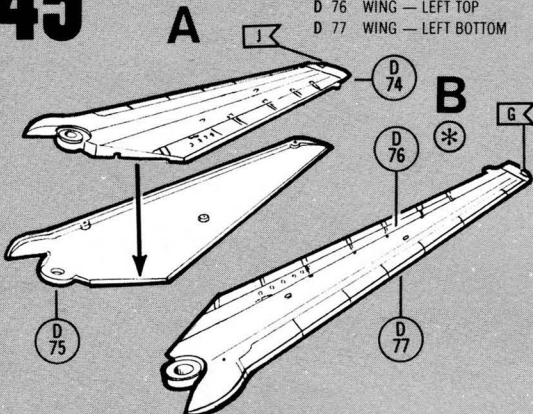


44

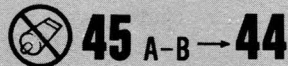
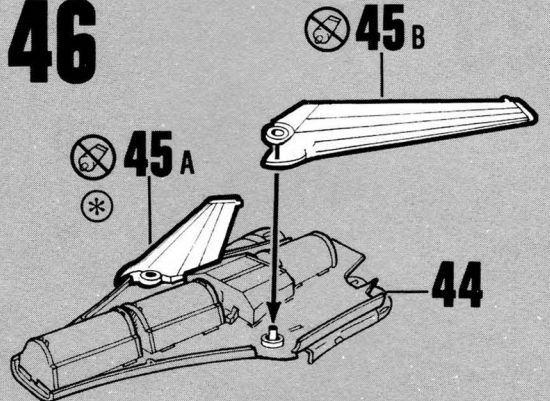


45

D 74 WING — RIGHT TOP
D 75 WING — RIGHT BOTTOM
D 76 WING — LEFT TOP
D 77 WING — LEFT BOTTOM

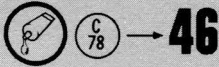
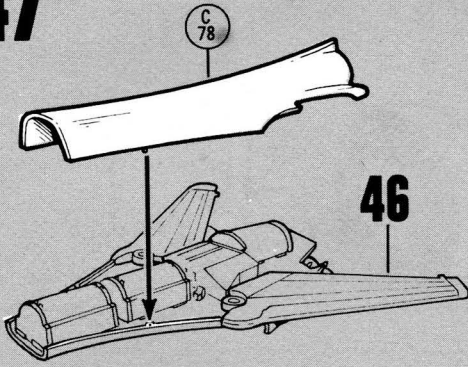


46



47

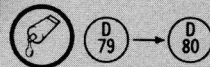
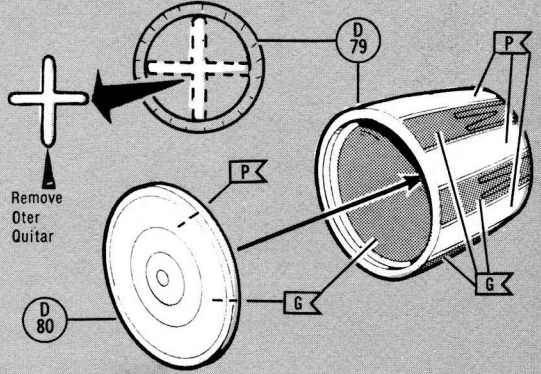
C 78 FUSELAGE MIDDLE HALF — TOP



48

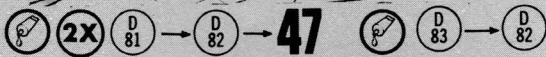
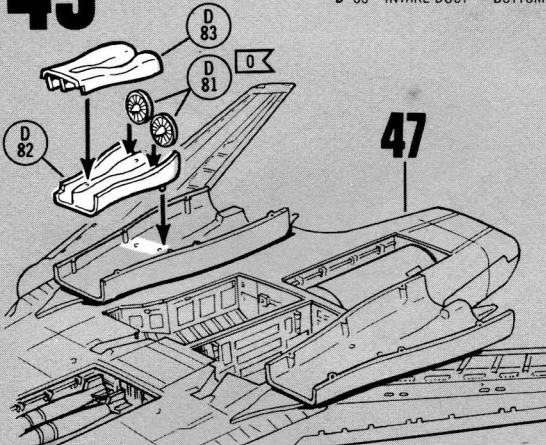
4X

D 79 EXHAUST NOZZLE (4 PARTS)
D 80 AFTERBURNER (4 PARTS)



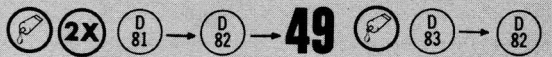
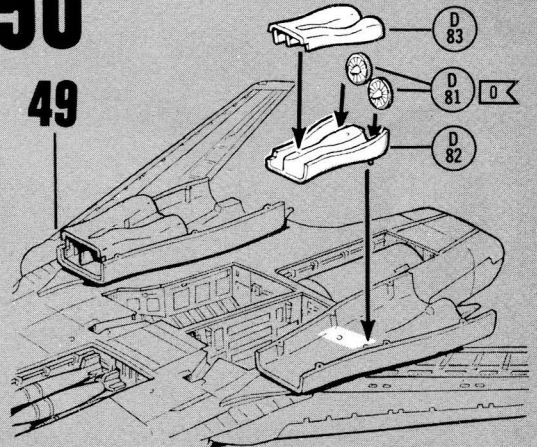
49

D 81 TURBINE FAN (2 PARTS)
D 82 INTAKE DUCT — TOP
D 83 INTAKE DUCT — BOTTOM




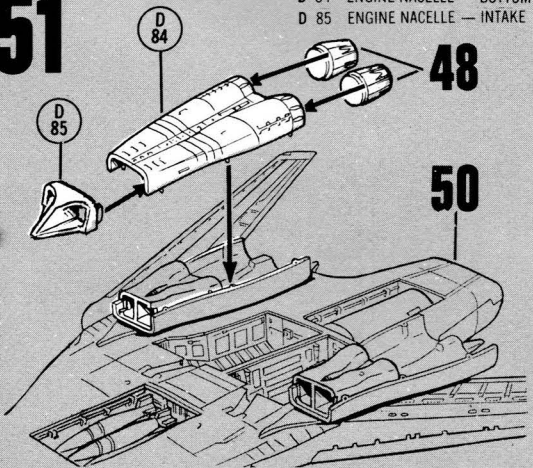
50

D 81 TURBINE FAN (2 PARTS)
D 82 INTAKE DUCT — TOP
D 83 INTAKE DUCT — BOTTOM



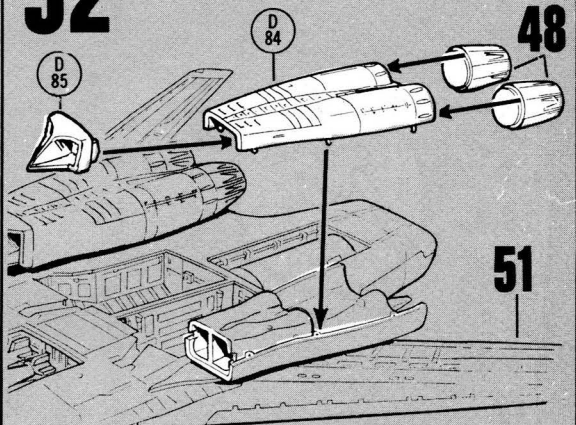
51

D 84 ENGINE NACELLE — BOTTOM
D 85 ENGINE NACELLE — INTAKE




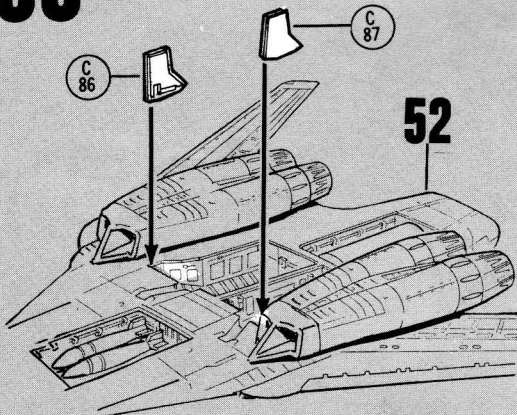
52

D 84 ENGINE NACELLE — BOTTOM
D 85 ENGINE NACELLE — INTAKE



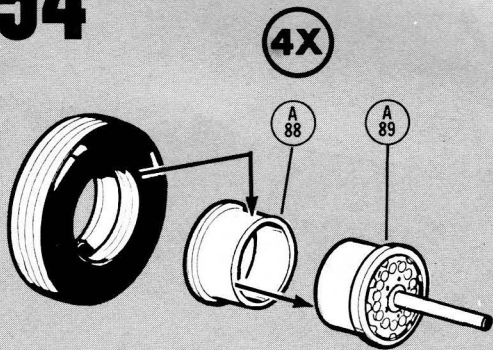
53

C 86 MAIN GEAR DOOR — OUTSIDE — LEFT
C 87 MAIN GEAR DOOR — OUTSIDE — RIGHT



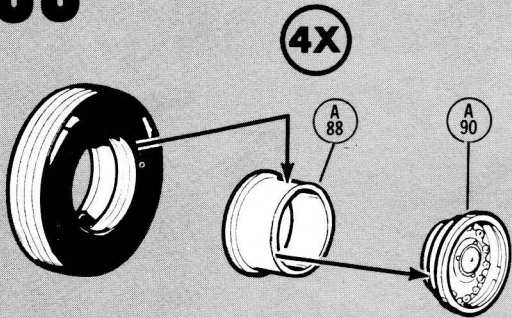
54

A 88 MAIN GEAR WHEEL — OUTER (4 PARTS)
A 89 MAIN GEAR WHEEL — WITH AXLE (4 PARTS)




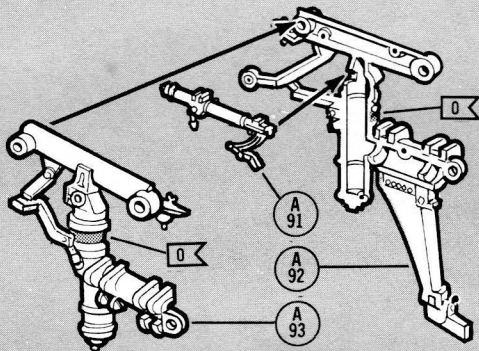
55

A 88 MAIN GEAR WHEEL — OUTER (4 PARTS)
A 90 MAIN GEAR WHEEL — INNER (4 PARTS)



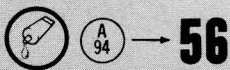
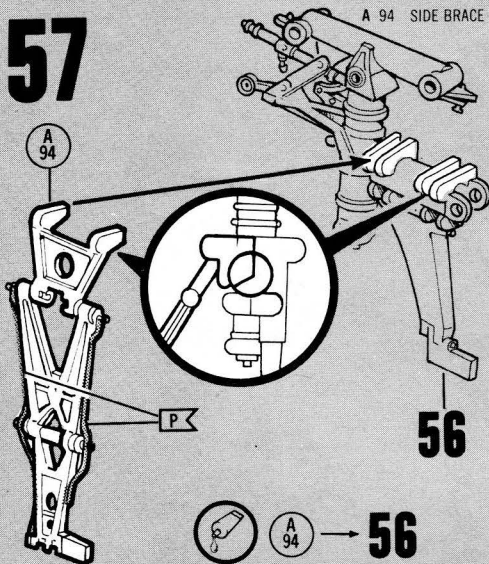
56

A 91 LOWER CYLINDER LINK
A 92 RIGHT LANDING GEAR CYLINDER — RIGHT HALF
A 93 RIGHT LANDING GEAR CYLINDER — LEFT HALF



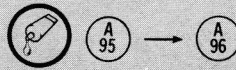
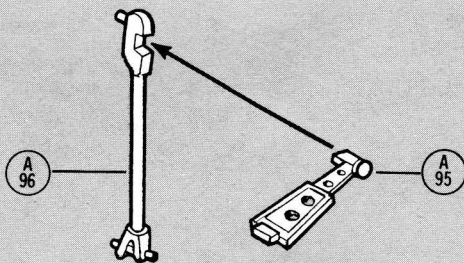
57

A 94 SIDE BRACE — RIGHT



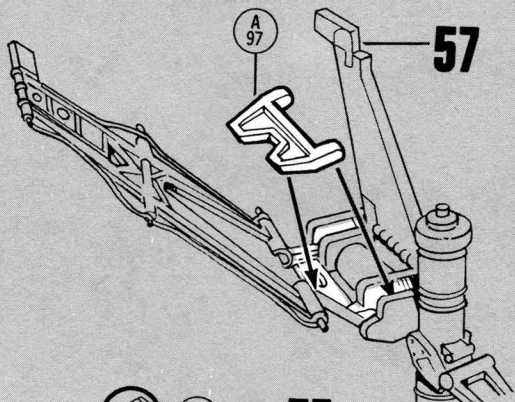
58

A 95 JURY BRACE — RIGHT
A 96 PARALLEL BRACE — RIGHT



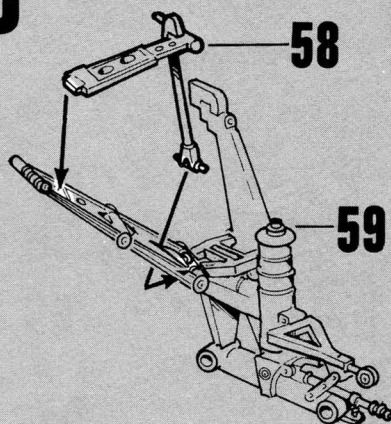
59

A 97 SIDE BRACE LINK



A 97 → 57

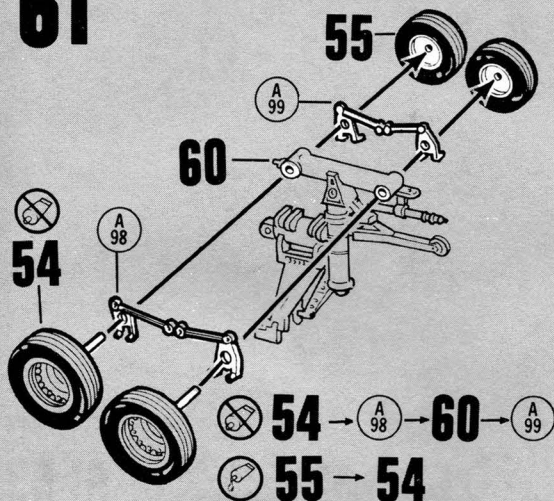
60



58 → 59

61

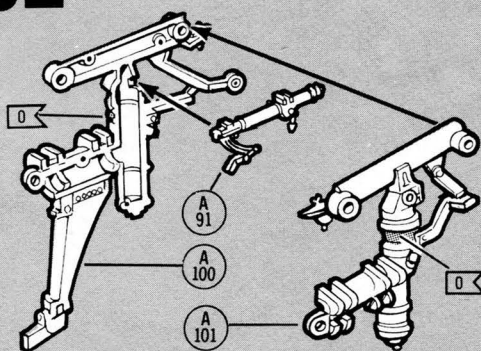
A 98 AXLE DRAG LINK — RIGHT
A 99 AXLE DRAG LINK — LEFT



54 → A 98 → 60 → A 99
 55 → 54

62

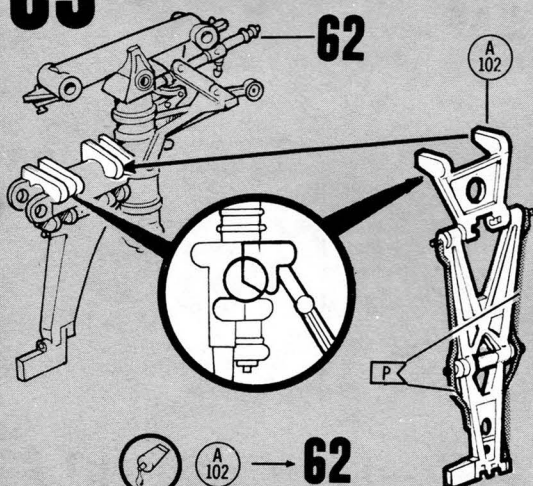
A 91 LOWER CYLINDER LINK
A 100 LEFT LANDING GEAR CYLINDER — LEFT HALF
A 101 LEFT LANDING CYLINDER — RIGHT HALF



A 91 → A 100
 A 101 → A 100

63

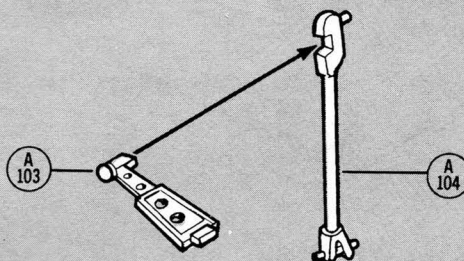
A 102 SIDE BRACE — LEFT



A 102 → 62

64

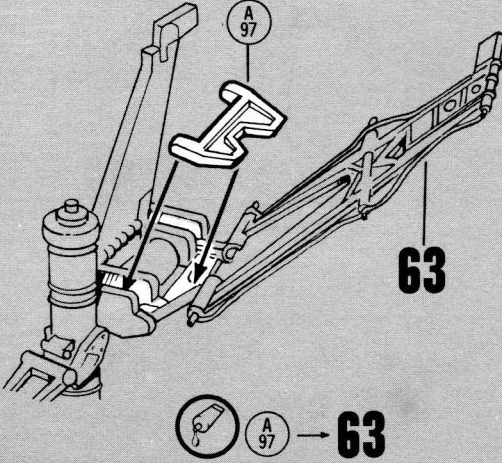
A 103 JURY BRACE — LEFT
A 104 PARALLEL BRACE — LEFT



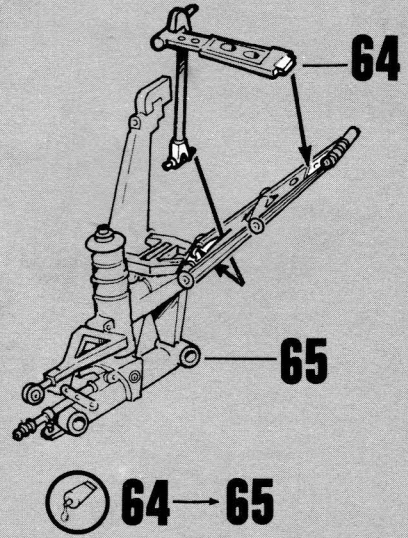
A 103 → A 104

65

A 97 SIDE BRACE LINK (2 PARTS)

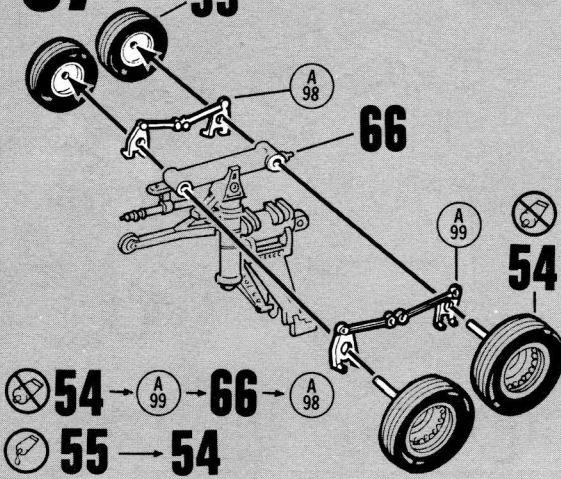


66



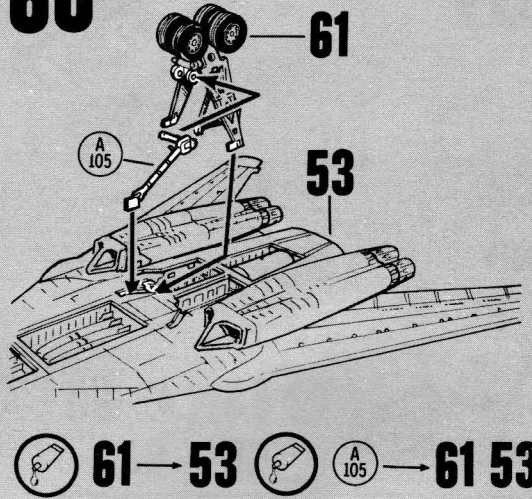
67

A 98 AXLE DRAG LINK — RIGHT (2 PARTS)
A 99 AXLE DRAG LINK — LEFT (2 PARTS)



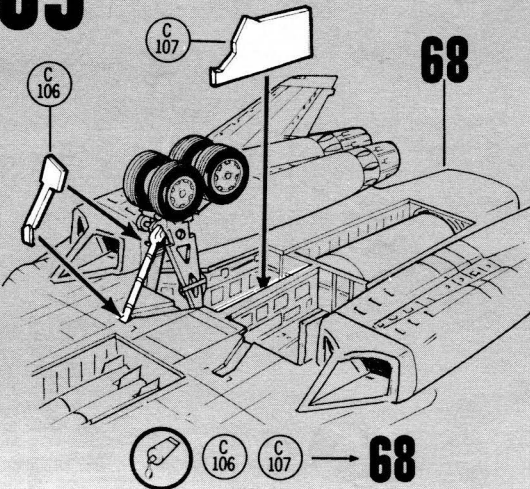
68

A 105 DRAG BRACE — LEFT



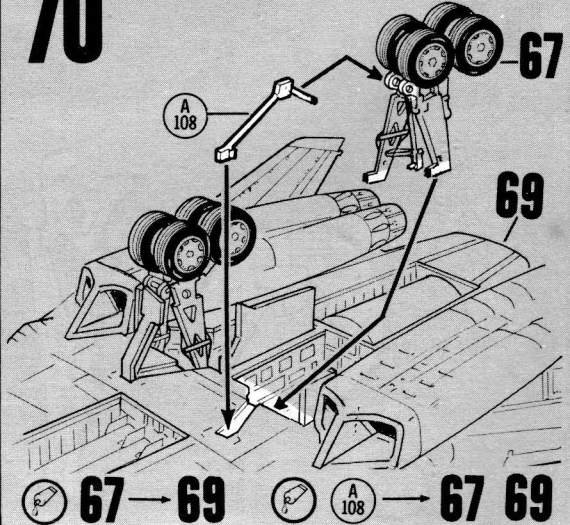
69

C 106 DRAG BRACE DOOR — LEFT
C 107 MAIN GEAR DOOR — INSIDE LEFT



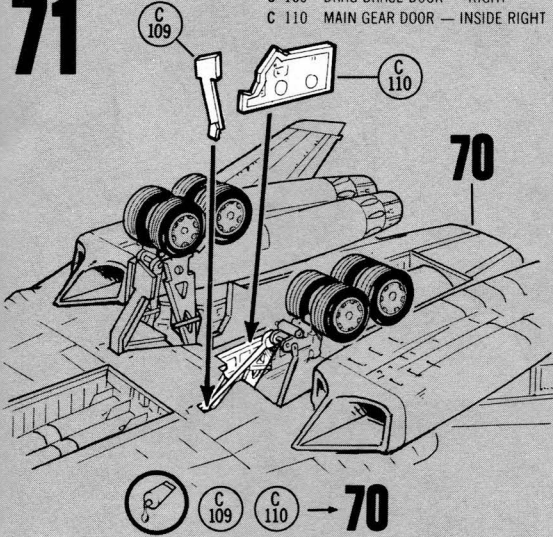
70

A 108 DRAG BRACE — RIGHT



71

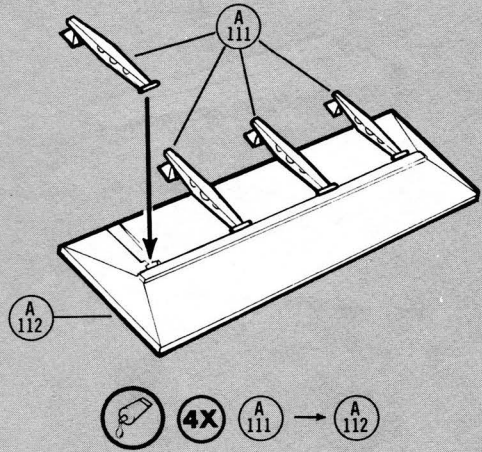
C 109 DRAG BRACE DOOR — RIGHT
C 110 MAIN GEAR DOOR — INSIDE RIGHT



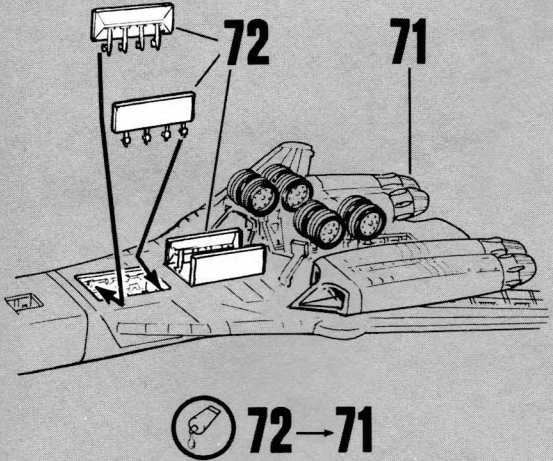
72

6X

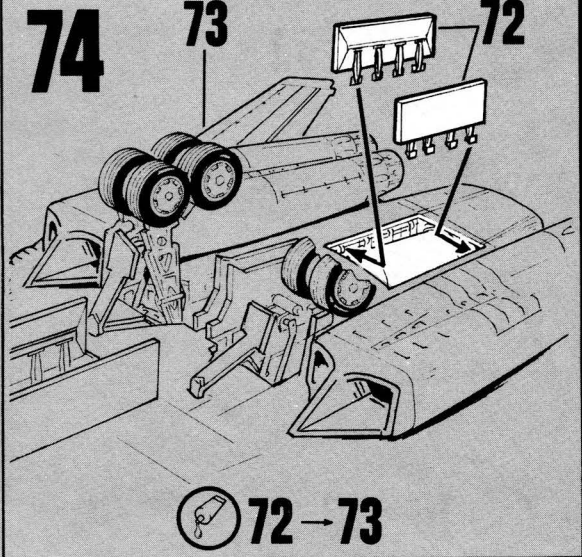
A 111 BAY DOOR LINKAGE (24 PARTS)
C 112 WEAPONS BAY DOOR (6 PARTS)



73

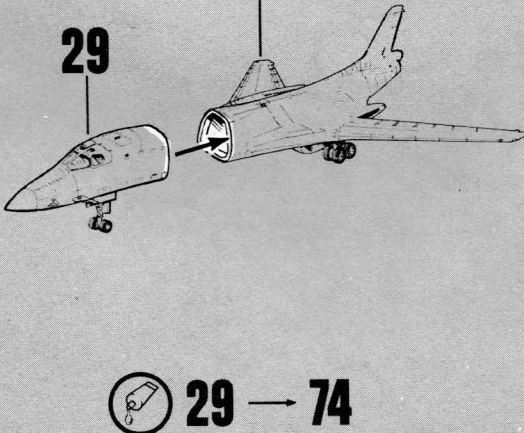


74



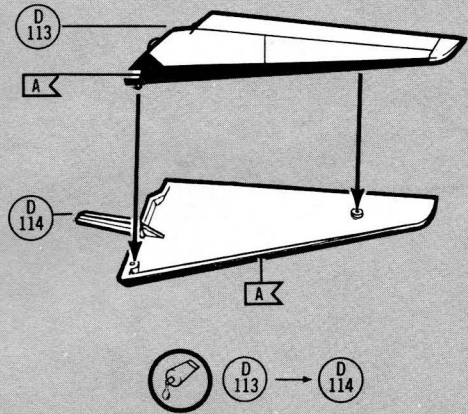
75

74



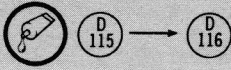
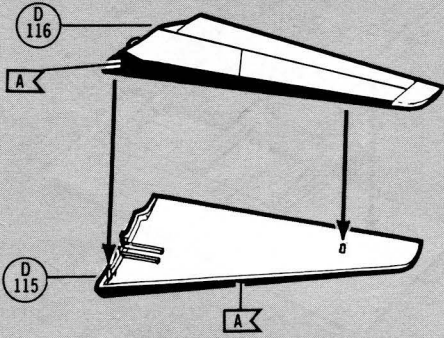
76

D 113 HORIZONTAL TAIL — LEFT TOP
D 114 HORIZONTAL TAIL — LEFT BOTTOM



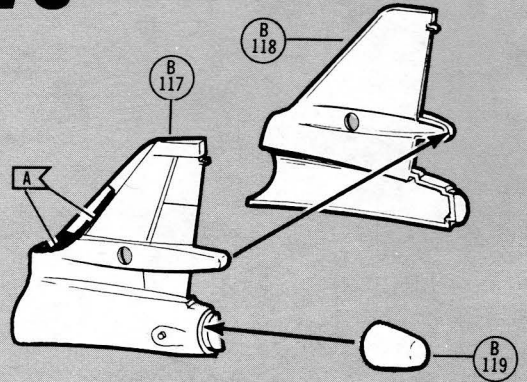
77

D 115 HORIZONTAL TAIL — RIGHT TOP
D 116 HORIZONTAL TAIL — RIGHT BOTTOM


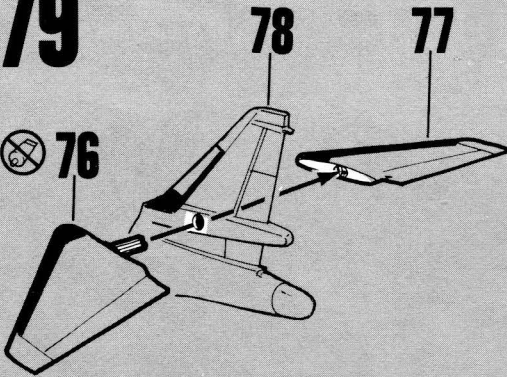


78

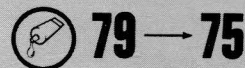

B 117 FUSELAGE REAR HALF — LEFT
B 118 FUSELAGE REAR HALF — RIGHT
B 119 RADOME, AFT



79





80




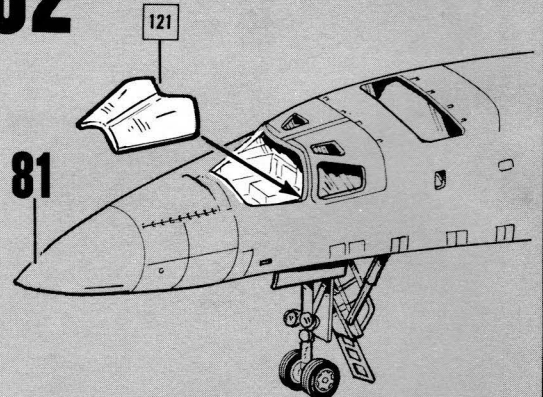
81

A 120 LADDER DOOR LINKAGE (2 PARTS)



82

121 WINDSHIELD (CLEAR)



83

B 122 OPERATORS ESCAPE HATCH

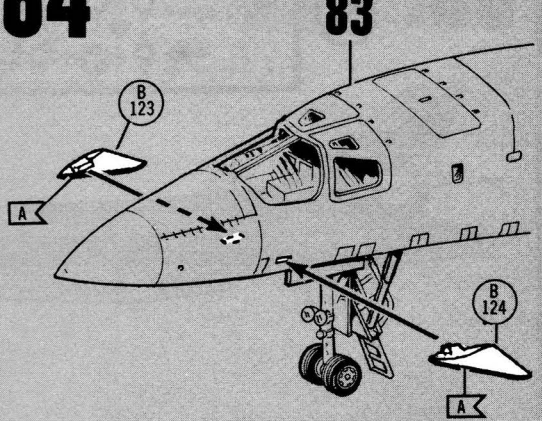


82

B 122 → **82**

84

B 123 CANARD VANE — RIGHT
B 124 CANARD VANE — LEFT

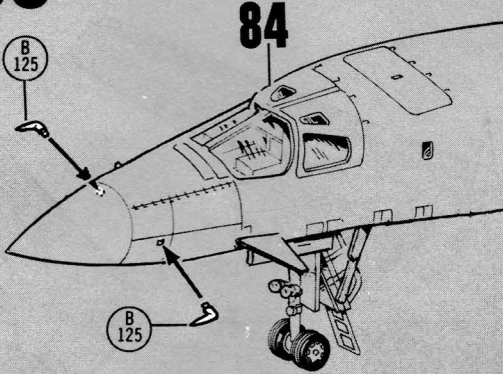


83

B 123 B 124 → **83**

85

B 125 PITOT TUBE (2 PARTS)

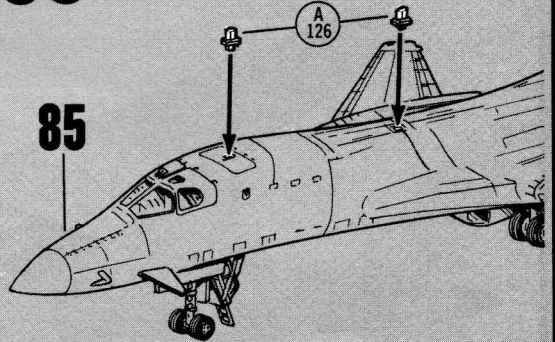


84

B 125 → **84**

86

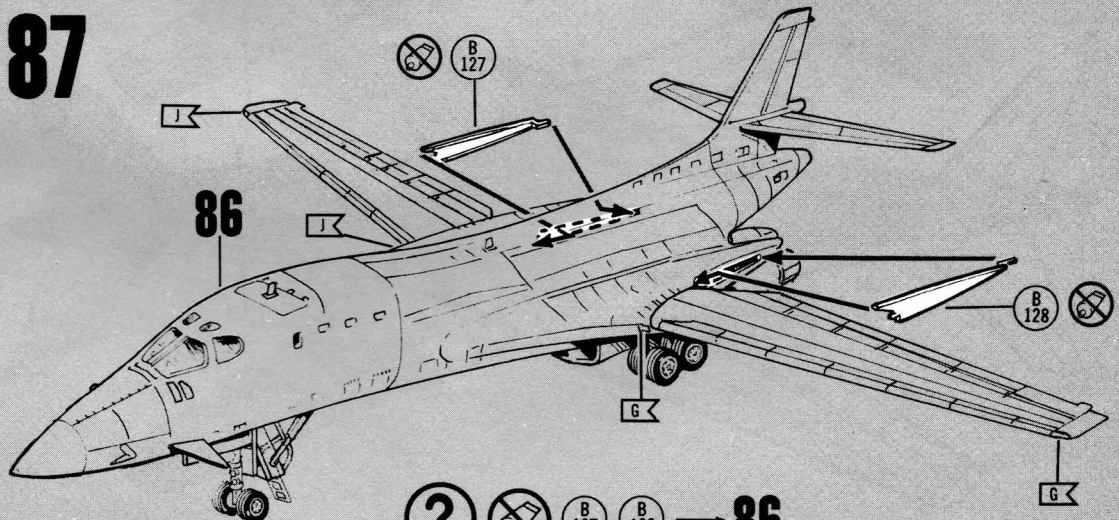
A 126 TACAN ANTENNA (2 PARTS)



85

A 126 → **85**

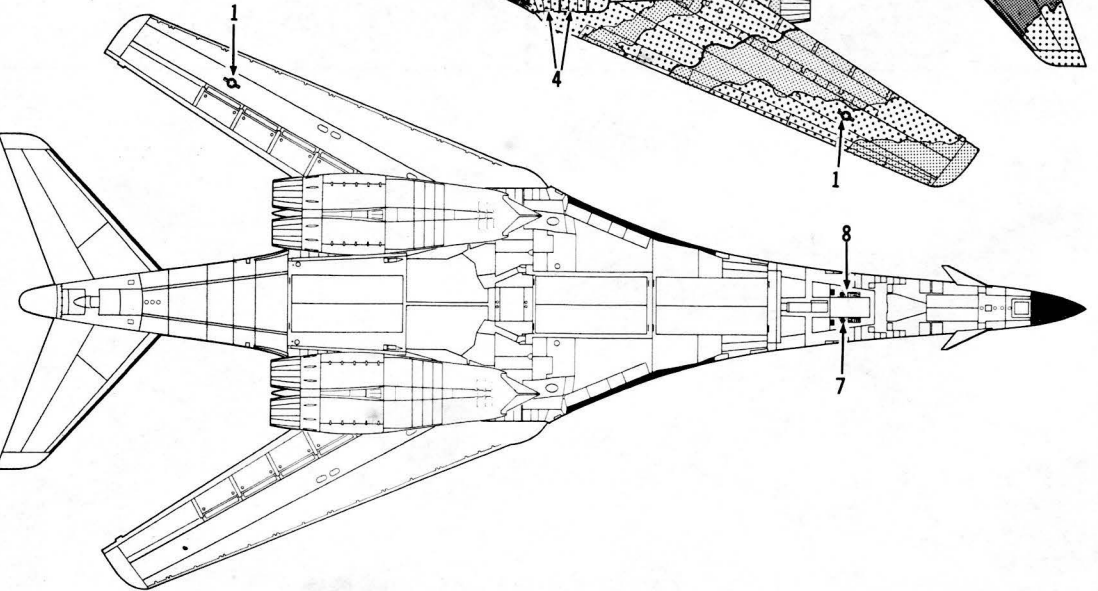
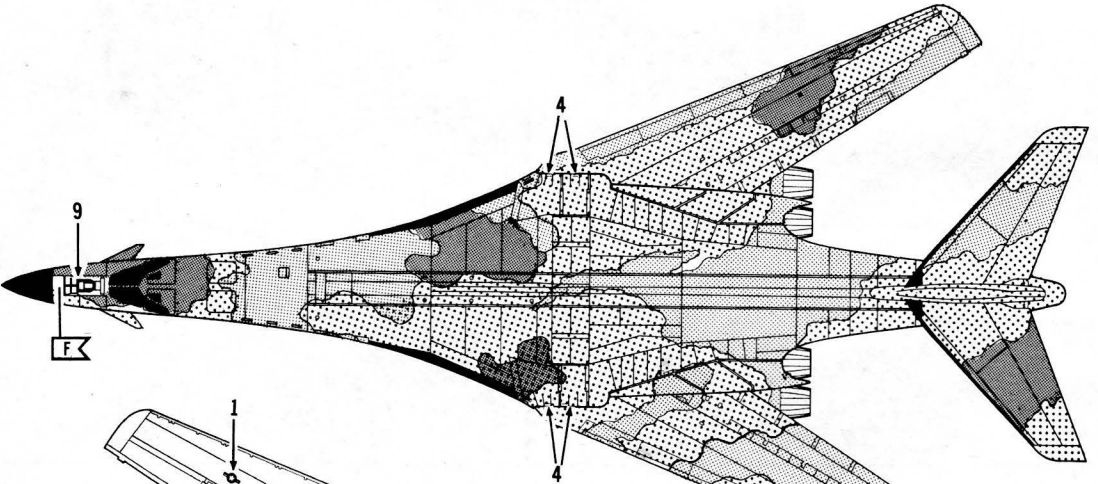
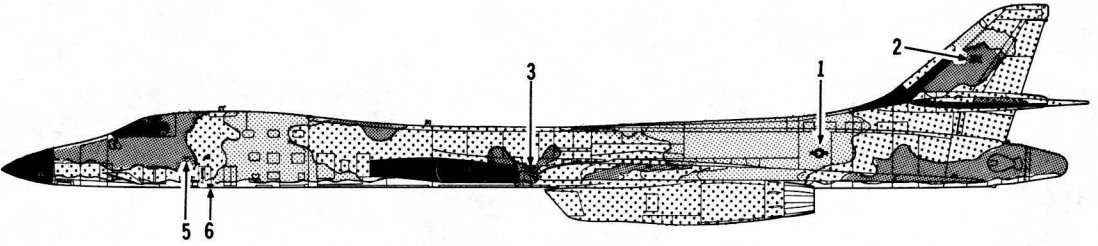
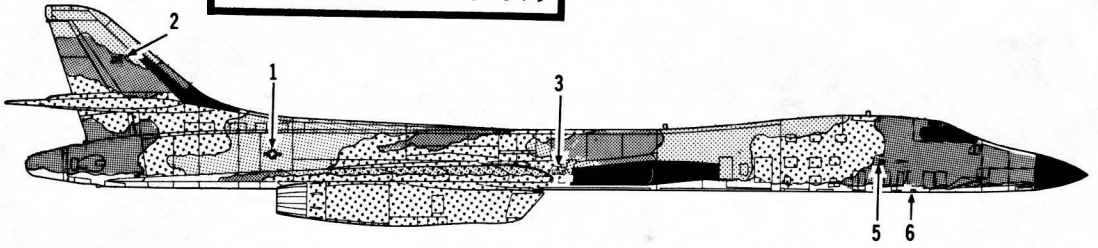

87



86

B 127 B 128 → **86**

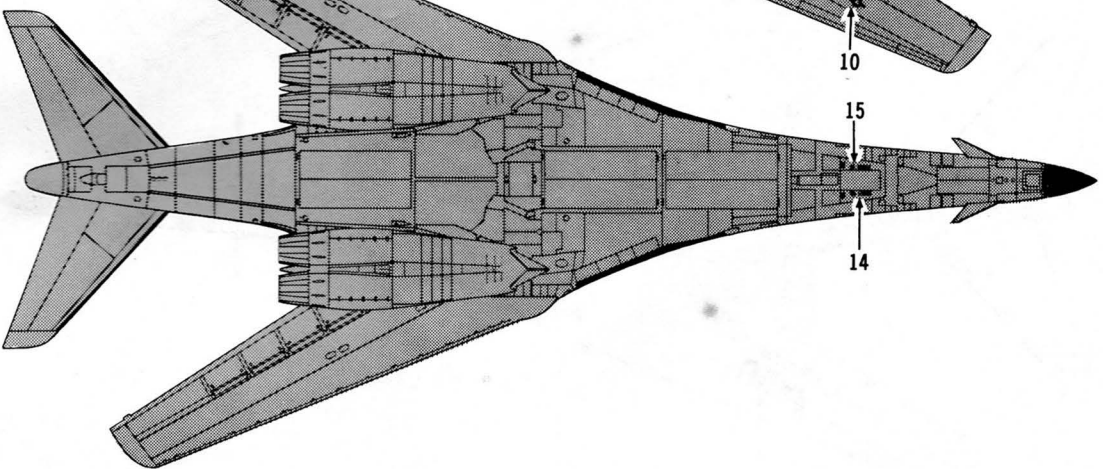
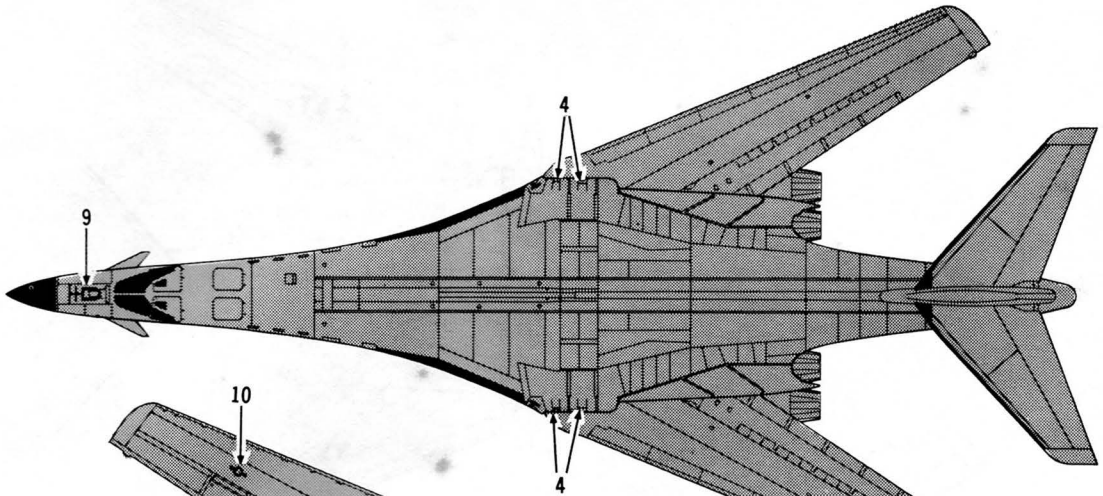
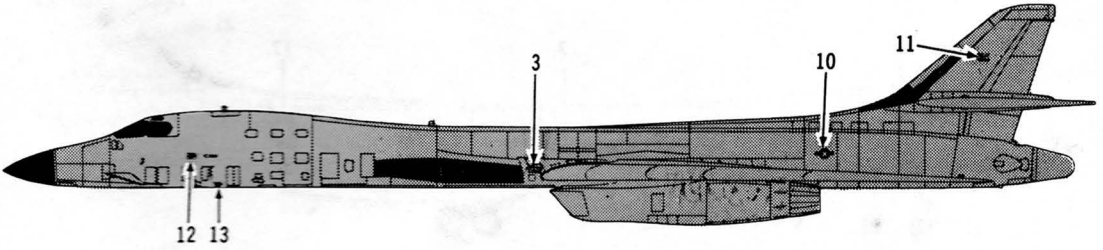
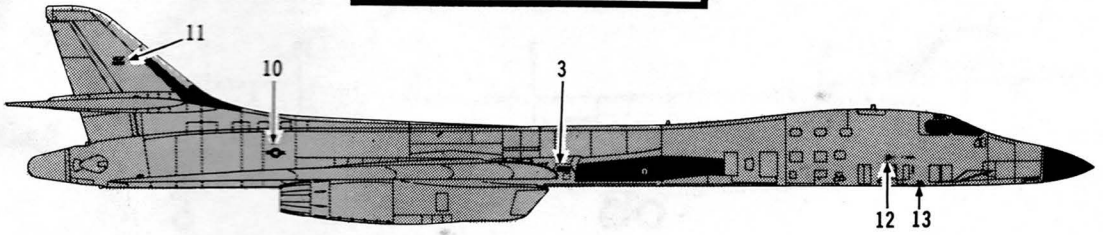
88



89

U.S. AIR FORCE U.S. AIR FORCE 60174 60174

USAF
USAF
USAF



90



U. S. AIR FORCE U. S. AIR FORCE 60174 60174

