

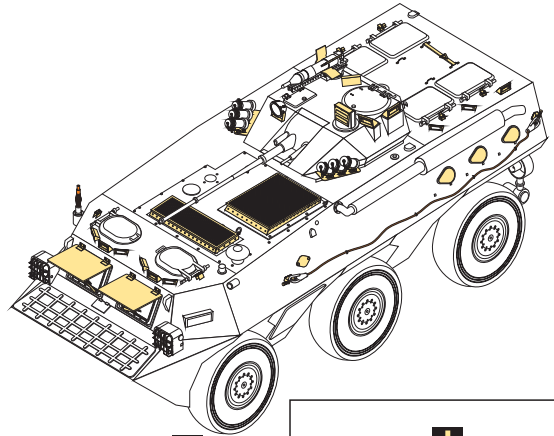

1/35 MILITARY MINIATURE VEHICLE UPGRADE SERIES PE35380

CHINESE PLA ZSL-92B IFV

中国人民解放军92-B式轮式步兵装甲车改造件

[For HOBBY BOSS 82456]

推荐使用工具 RECOMMENDED TOOLS



- 安装
install
- 折叠
bend
- A1**

改造件零件编号
PE/resin part number
- B12**

原零件编号
kit part number
- C22**

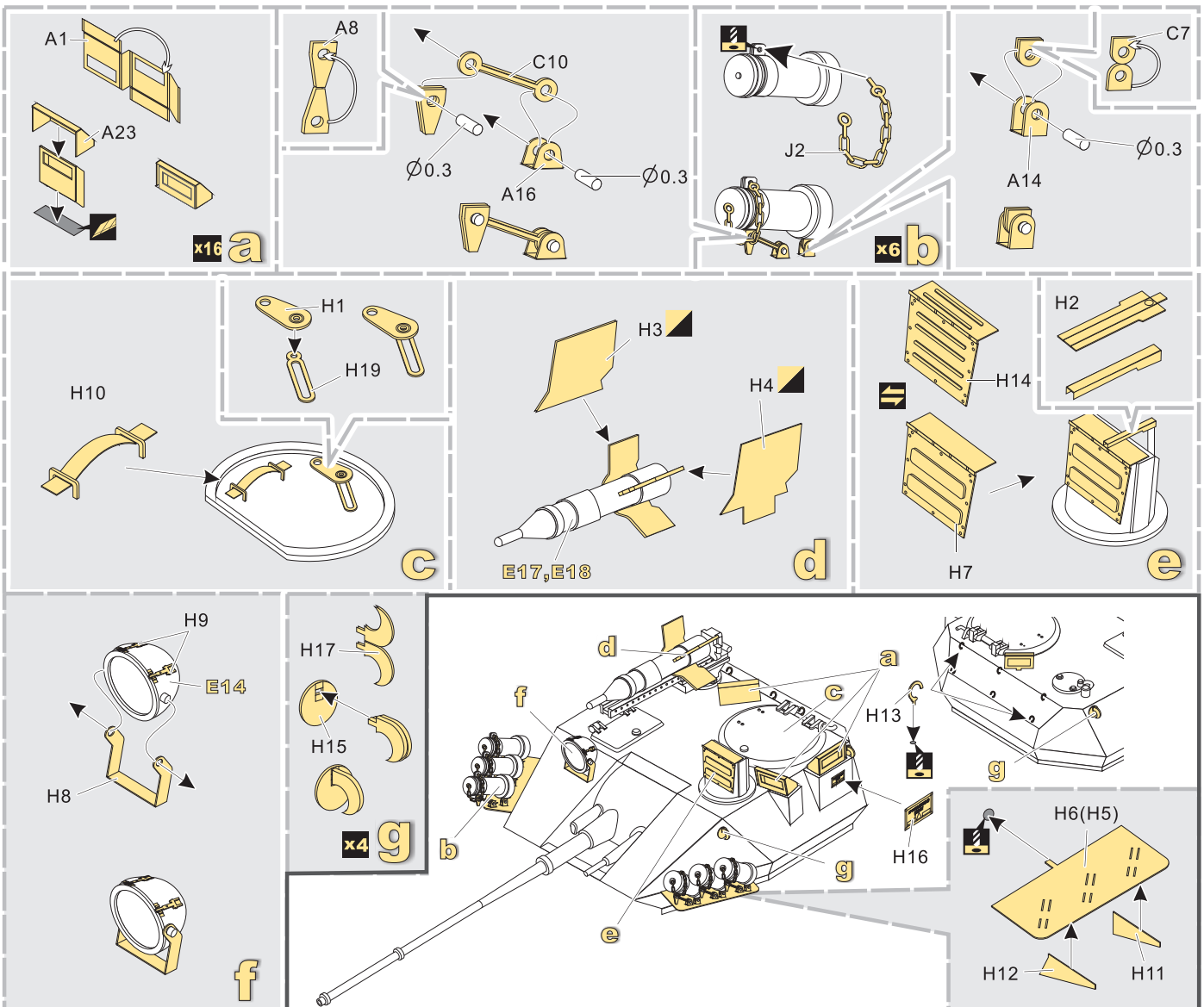
被替换的原零件编号
replaced kit part number
- 切除
remove
- 弧度卷曲
radial bending
- 注意
caution
- 另一侧相同制作
repeat on opposite side
- 钻孔
drill
- x2**

制作若干组
multiple assembly
- 选择安装
alternative
- 用铜管制作
make from brass tube
- 用胶棒制作
make from plastic rod

用尖端在凹槽处冲压
use penpoint to press on the dent

蚀刻片零件内侧面向上
Put the part upside down

用笔尖在凹槽处刺
Use penpoint to press on the dent



1/35 MILITARY MINIATURE VEHICLE UPGRADE SERIES PE35380

Ø0.3
金属件
Metal part
C18 x2 i

A10
C15
A34 x5 j

A19
B3
A7 k

Ø0.5
C21 x7 l

自制
Scratch build
树脂件
Resin part
A27
C12
m x4

C5
A13 n

C6
A15 o x4

B4
A7 p x2

C11
C17 q x2

A6
B44
A5 r

H18
p
f
w
j
n
r
x
y
m
i
k
o
d
e
C14
自制
Scratch build

1/35 MILITARY MINIATURE VEHICLE UPGRADE SERIES PE35380

s

t

u

v

[Http://www.voyagermodel.com/productdetails.asp?itemid=PE35380](http://www.voyagermodel.com/productdetails.asp?itemid=PE35380)

更多PE35380样品照片参考请扫一扫
MORE PICTUER OF PE 35380
REFERENCE SCAN HERE

w

x

y

VOYAGERMODEL 无微不至 精益求精

Recommended item	
PEA179	CHINESE PLA AFV smoke discharger
PEA181	CHINESE PLA AFV Stenciling template1