



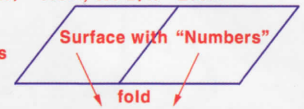



# \*. AVDS-1790 Engine/Compartment set III








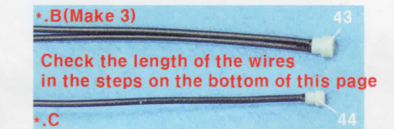

( ) : Opposite side











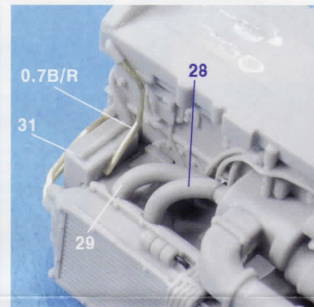












- \*. Resin Parts : #1~#10, Resin Bolts : A/E, PE plate\*2
- \*. 0.7mm Brass Rod(B/R) : 45cm, 0.5mm Brass Wire(B/W) : 45cm, 0.3 B/W : 20cm
- \*. 0.5mm Rubber Wire(R/W) : 65cm, 0.7mm R/W : 25cm
- \*. Fold PE parts opposite to the numbered surface regardless of the locations of the etched folding lines



\*. Trim #14/15 for late type







Do not use Part3 43/44 when put the engine into the engine room

