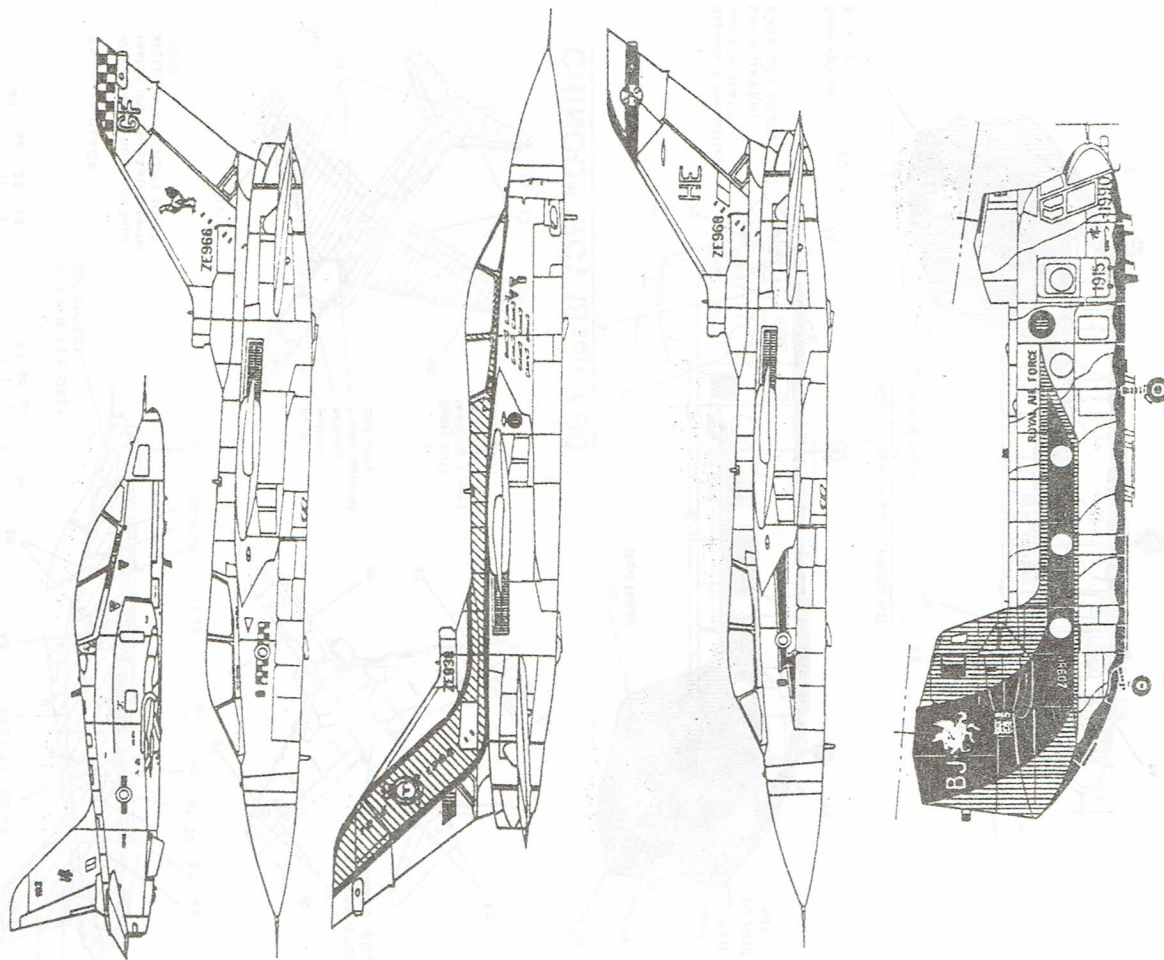


RAF UPDATE 1990 #2

**Tornado F3 25 Squadron 75th Anniversary.
 Tornado F3 43 and 111 Squadrons New Markings.
 Hawk T1A 234 Squadron Revised Markings.
 Chinook HC1 18 Squadron 75th Anniversary**



Several RAF Squadrons have reached their 75th Anniversaries in 1989 and 1990 and to commemorate this they have been allowed to apply special markings to one of the Squadron aircraft. This decal includes the Anniversary Tornado F3 from 25 Squadron and the Chinook from No 18 Squadron. Also in 1990 111 Squadron finally relinquished the Phantom and became the newest Tornado F3 unit with ZE968 being the first to be marked in squadron colours in early June. 43 Squadron also modified their markings, changing the colours used for their 'Fighting Cock' badge and in the case of the OO's aircraft adding black and white checks to the fin top. And the Hawks based at RAF Brawdy in South Wales had the addition of a small pink and blue Welsh Dragon on the fin.

Squadron Histories reproduced by kind permission of Alan W. Hall.

No 18 Squadron. Since its formation at Northolt in May 1915, No 18 Squadron has undertaken a considerable variety of tasks ranging from fighter reconnaissance through strategic bombing to transport. First established as a fighter reconnaissance unit, it was originally equipped with the Gunbus and FE 2 but soon switched to the bombing role, in which it utilised the DH 4. Disbanded at the close of WW 1, it did not reform until 1931, initially with the Hert which was followed by Hinds and Blenheim. It saw combat in North Africa with the latter type but by the time it moved north to Italy the squadron had received the more capable Boston. Post war activities included a short period as a Dakota equipped transport squadron in the UK before it resumed its former task as a bomber squadron with Canberra and Valentia. Since reforming with the Wessex it has been stationed in Germany, returning to the UK in order to transition to the Chinook which it has operated from Gutersloh since May 1983.

No 25 Squadron. Formed on 25th September 1915, No 25 was a fighter unit which used a great variety of types during World War 1 and continued in this role up to WW 2 using Snipes, Grebes, Stikins and Furies. Demons preceeded Gladiators immediately before WW 2 and the squadron converted to night-fighting Blenheims, these being followed by Beaufighters in October 1940. Mosquitoes arrived in 1943, being used on intruder operations and also in the battle against the V1. Vampires, Meteor night fighters and Javelins were the types used after the war and until 30 November 1962 when the unit was disbanded at Leuchars. Reformed they spent several years on air defence duties in West Germany with the Bloodhound missile before returning to the UK with sites around East Anglia with headquarters at Wyton. Their role was changed in the latter part of 1989 when they re-equipped with the Tornado F3.

DECALING TIPS. Tornados F3 25 Squadron. The canopy frame, spine and fin stripe should be painted silver after the model has been finished in standard F3 camouflage. A template to help with the fin stripe width can be made by photocopying the decal as the stripes 15, 15A, 16 and 16A are located on the decal the exact width apart that they should be applied to the model. The rear black lines (15A/16A) are on the rudder and follow the hinge line. The aerial on the fin locates level with the bottom of the crown on the Squadron badge. If using the Italeri/Revell kit with this aerial moulded in position, the top "date" should be cut away and applied separately. When first seen the fuselage roundels, and presumably also the wing roundels, were roundel red and blue but already peeling badly, and by early August they had been repainted in standard pale blue and pink although the fin flash was still in the darker colours.

Tornado F3. 43 Squadron. This is the OO's aircraft who is the WSO, hence the pennants under the rear cockpit which unusually point forwards. Note that the fuselage checks are 'handed' and the top, forward check should be BLACK on both sides. Tornado F3 111 Squadron. The yellow outline to the black on the fuselage flash and fin is very narrow and has been printed separately to avoid registration problems. Apply the yellow parts first and allow to dry before locating the black accurately over them. Paint the aerial housing black before decalling. Chinook HC1 18 Squadron. It will be found easier to paint the red and black areas before attaching the engines. Note that most of the lower red stripe is on the top of the fuselage bulge.

The best results will be obtained by applying these decals to a gloss paint surface and the use of the Micro/Superscale Decal system. All the colours needed for these models will be found in the range of Xtracolor 'Decal Ready' gloss authentic paints, the only range to include them all.

X1 Dark Green; X3 Medium Sea Grey; X4 Dark Sea Grey; X12 Night Black; X15 Light Aircraft Grey; X17 Barley Grey; X31 Roundel Red; X501 Silver; X504 Exhaust; X505 Tyre Black; XDS Set in Varnish; XDF Matt Varnish.

We would like to acknowledge the help of Tim Cheney in the preparation of this decal.

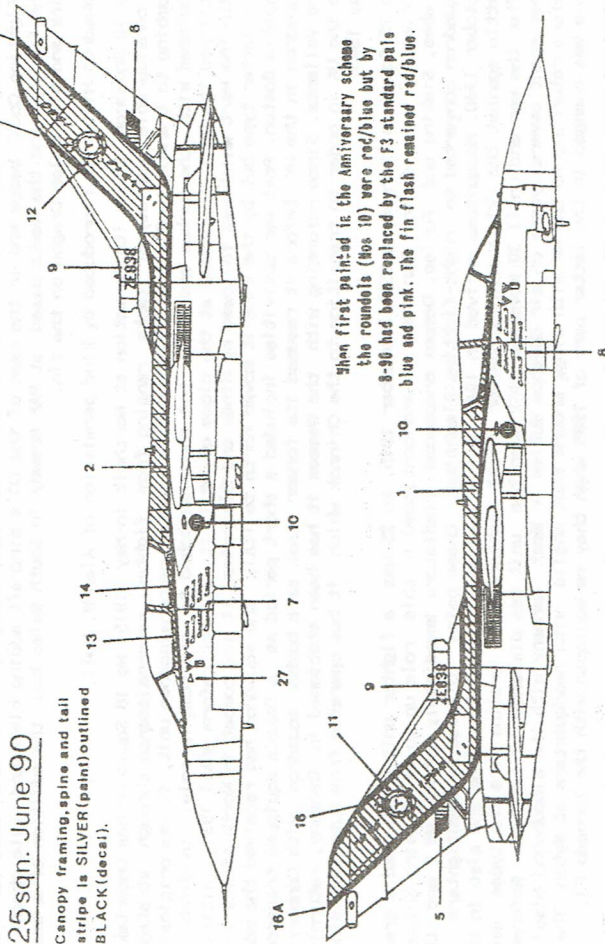
Research and Artwork by Ashley Annis.

This XTRADECAL was produced by H. G. Hammett Ltd., Trafalgar House, 29-31 Trafalgar Street, Lowestoft, Suffolk, NR32 3AT, England, and printed in the USA by Microscale Industries Inc.

TORNADO F3

25 sqn. June 90

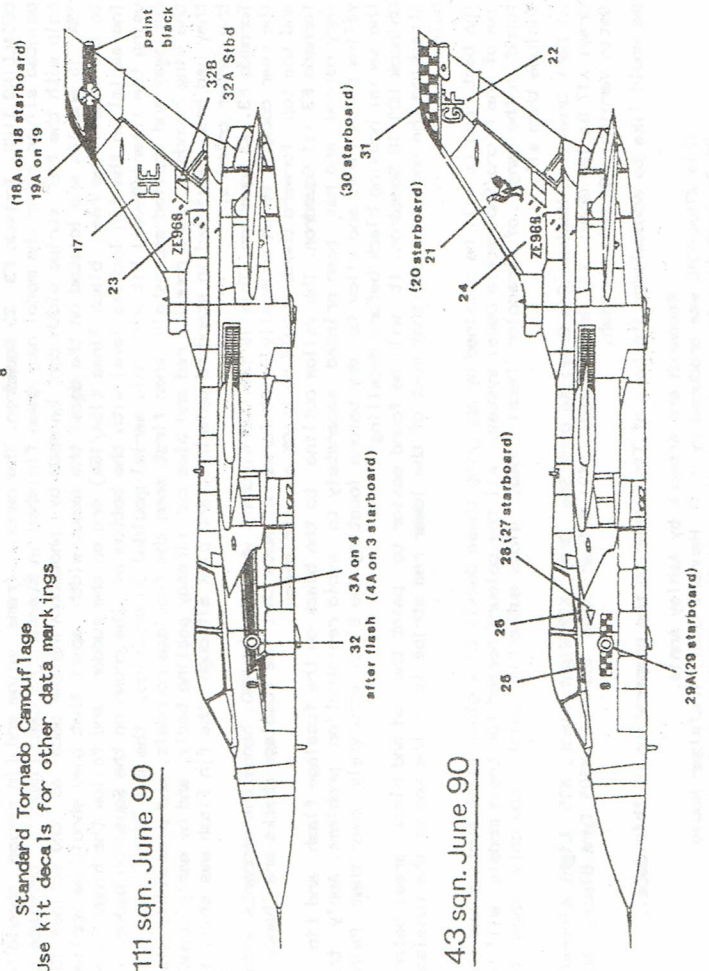
Canopy framing, spine and tail stripe is SILVER (paint) outlined BLACK (decal).



When first painted in the Anniversary scheme the roundels (nos 10) were red/blue but by 8-90 had been replaced by the F3 standard pale blue and pink. The fin flash remained red/blue.

Standard Tornado Camouflage
Use kit decals for other data markings

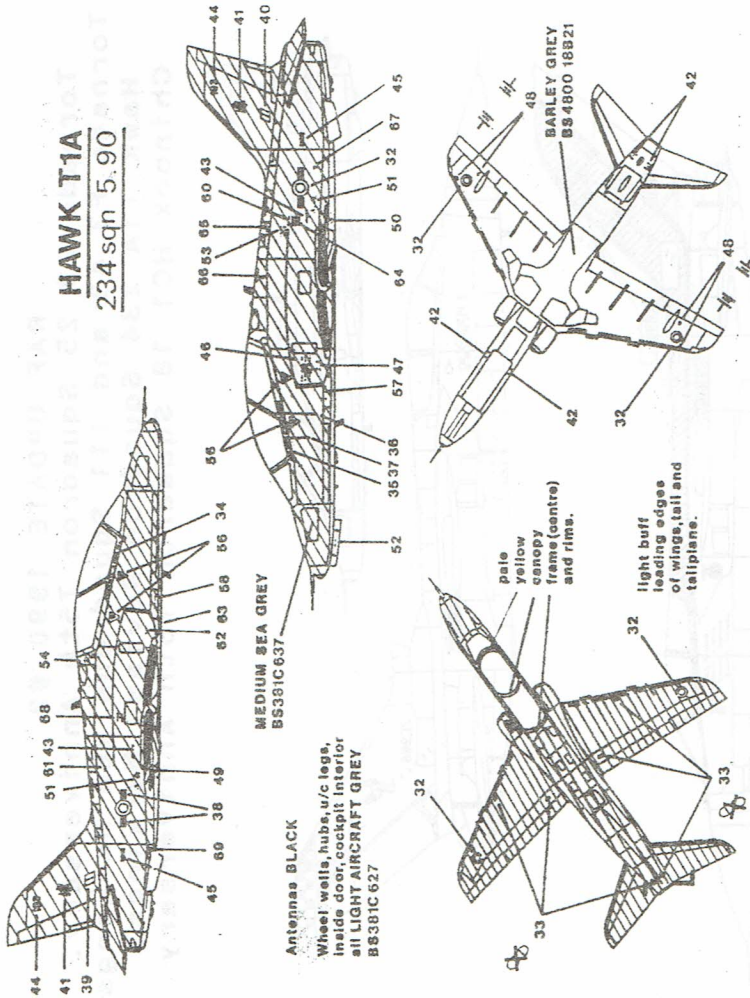
111 sqn. June 90



43 sqn. June 90

HAWK T1A

234 sqn 5.90



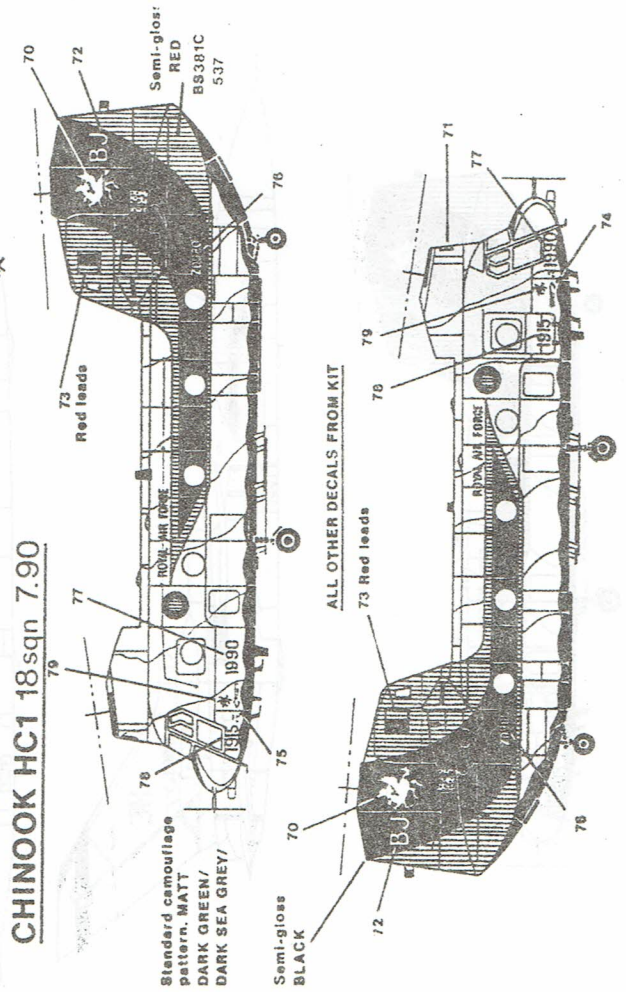
Antennae BLACK
BS381C627

Wheel wells, hubs, u/c legs, inside door, cockpit interior all LIGHT AIRCRAFT GREY BS381C627

pale yellow canopy frame (centre) and rims.
light buff leading edges of wings, tail and tailplane.

BARLEY GREY BS4800 18821

CHINOOK HC1 18 sqn 7.90



Standard camouflage pattern, MATT DARK GREEN/DARK SEA GREY/

Semi-gloss BLACK

ALL OTHER DECALS FROM KIT

73 Red leads

Semi-gloss RED BS381C 537