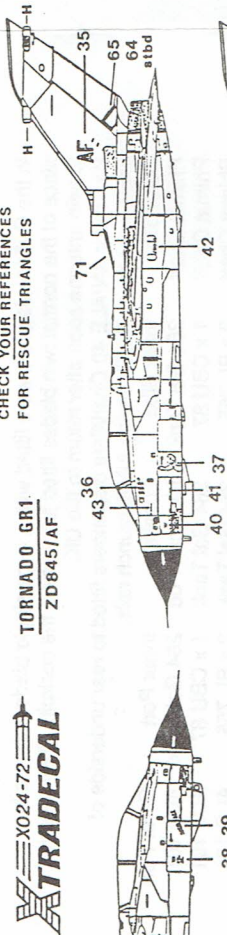




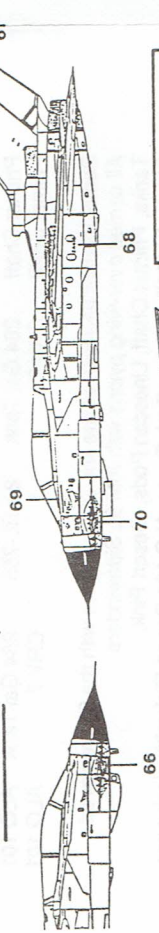
TORNADO GR1
ZD845/JAF

CHECK YOUR REFERENCES
FOR RESCUE TRIANGLES

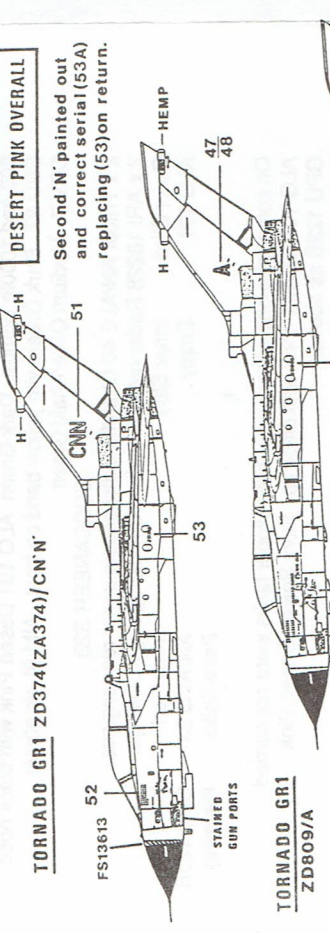


Was also noted minus port
sharkmouth (70)

TORNADO GR1 ZA475/P

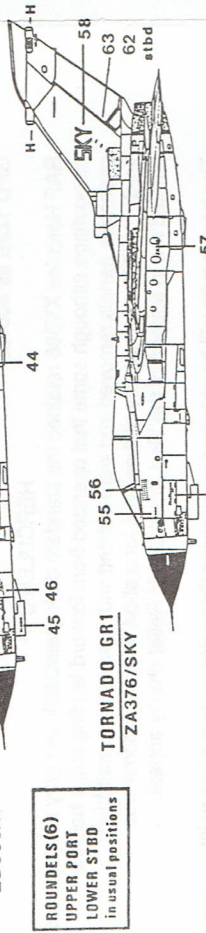


TORNADO GR1 ZD374(ZA374)/CN'N'

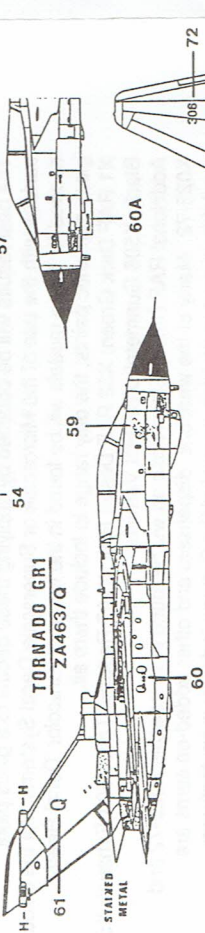


ROUNDLES (6)
UPPER PORT
LOWER STBD
In usual positions

TORNADO GR1
ZD809/A

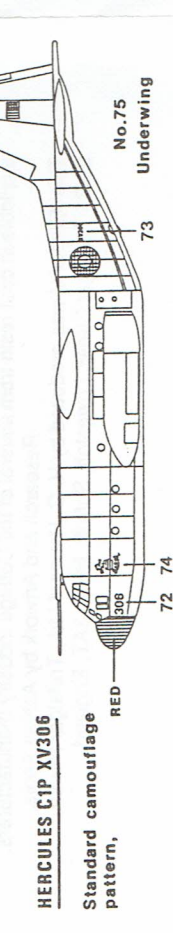


TORNADO GR1
ZA376/SKY



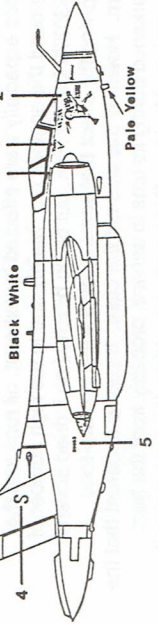
HERCULES C1P XV306

Standard camouflage
pattern,
RED



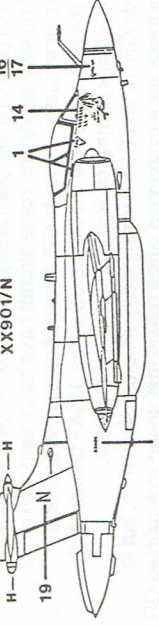
H-HEMP

BUCCANEER S2B
XV863/S

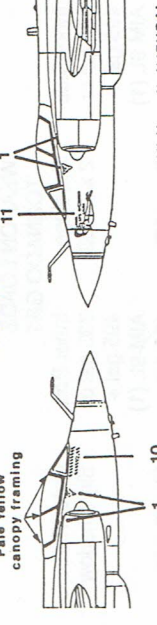


ROUNDLE 6 worn
upper starboard
lower port

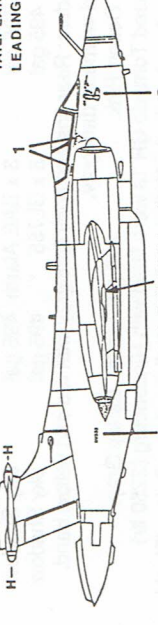
BUCCANEER S2B
XX901/N



BUCCANEER S2B
XX899/P

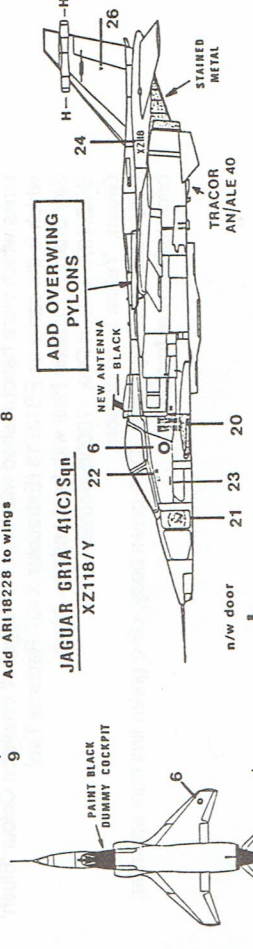


BUCCANEER S2B
XV332

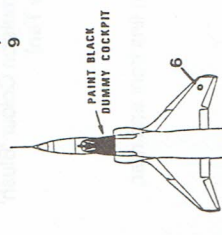


All Aircraft NATURAL METAL
INTAKES, WING &
TAILPLANE
LEADING EDGES.

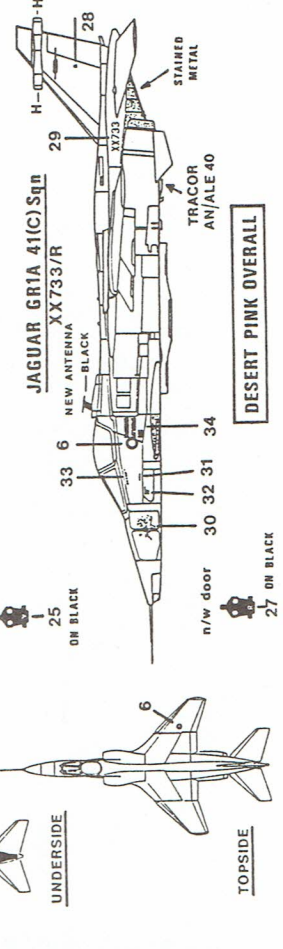
JAGUAR GRIA 41(C)Sqñ
XZ118/Y



ADD OVERWING
PYLONS



JAGUAR GRIA 41(C)Sqñ
XX733/R



DESERT PINK OVERALL

UNDERSIDE

TOPSIDE

The Tornado, Jaguar and Buccaneer paint jobs became very worn and faded in service. Tornados especially were effected by exhaust, oil runs and the effects of heat around the engines etc. Mainly due to the high number of sorties using FS30279 Desert Pink, but being brushed on it dried several shades lighter, giving the effect that some aircraft were in a two-tone disruptive pattern. However this was not the case. It seems apparent that the original finish darkened during its time in service, probably from the heat and previously mentioned factors. Rescue warning triangles were normally applied in the usual positions, but particularly on the Tornados it appears that they peeled off very easily and some aircraft have been seen with either one or both of a pair missing. Tornado GR 1 carried small pink and blue roundels above the port and below the starboard wings, USAF fashion, but Jaguars also had a black dummy cockpit painted under the nose.

Note that Tornado GR 1s and F 3s normally carry different size tanks, but in many operations these were exchanged which meant that desert pink painted GR 1s carried gray tanks and vice versa. We suggest that you check any published photographs in magazines etc. for details.

WEAPON LOADS

Outer Stbd.	Inner Stbd	Fuselage	Inner Port	Outer Port
BOZ 107	330 gal or 495 gal + AIM 9L (1)	2 x JP233	330 gal or 495 gal + AIM 9L (1)	Sky Shadow
BOZ 107	495 gal	8 x 1000lb	495 gal	Sky Shadow
BOZ 107	495 gal	3 x GPU 123B	495 gal	Sky Shadow
BOZ 107	495 gal	3 x BAE Alarm	495 gal	Sky Shadow
BOZ 107	495 gal	8 x BL755	495 gal	Sky Shadow

AIM 9L Sidewinders: Rear fins and body light gray with red and yellow band. Forward fins and warhead dark gray.

330 gal Tanks. Desert Pink. 495 gal Tanks. Barley Gray.

All Muharraq based Tornado GR 1s were fitted with Hindenburg (2250 ltr) tanks which were handbrushed with 'Leyland' Eggshell Emulsion Colour 'Blush' which is the same as FS13613 (Extracolor X107 Radome Tan)

Sky Shadow. Desert Pink with front and rear black.

BOZ 107. Desert Pink. 1000lb Bombs. Dark

Green. Yellow band on front.

GPU 123B Paveway Laser. Dark green body, olive green fins front and rear, brick red body at front fins.

In the Gulf the Jaguars were fitted with a large single blade antenna in place of the normal twin blades fitted just behind the cockpit. They reverted to twin antenna soon after return to the UK.

2 x Tracor AN/ALE 40 Chaff/flare dispensers fitted to rear underside of engine nacelles. 2 x Overwing AIM-9 launch rails.

Outer Stbd	Inner Stbd	Fuselage	Inner Port	Outer Port
Phimat Chaff	264 Gal Tank	Linescan Pod	264 Gal Tank	ALQ 101
Phimat Chaff	1 x CBU 87	264 Gal Tank	1 x CBU 87	ALQ 101
Phimat Chaff	2 x BL 755	264 Gal Tank	2 x BL 755	ALQ 101
	600 Gal. Tank		600 Gal Tank	
Phimat Chaff	2 x 1000 lb	264 Gal Tank	2 x 1000lb	ALQ 101
Phimat Chaff	264 Gal Tank	2 x BL-755	264 Gal Tank	ALQ 101
Phimat Chaff	CRV 7		CRV 7	ALQ 101

Some Jaguars flew with centre line 264 gal tanks with the fins removed.

All carried over-wing pylons with AIM 9L Sidewinders

Tanks, Phimat Chaff, Linescan Pods. Desert Pink.

600 and 1000lb Bombs. Dark Green ALQ 101 Desert Pink with black nose

CBU 87. Dark Green with yellow band on front. AIM 9L as above

CRV 7. Medium Olive/Khaki Green

BUCCANEER S2B

2 x Tracor AN/ALE 40 Chaff/flare dispensers under rear engines.

2 x ARI 18228 Radar receiver fairings on leading edge of wings.

Outer Stbd	Inner Stbd	Inner Port	Inner Stbd
ALQ 101	Empty	AN/AVQ 23	GPU 123B
		Pave Spike	Paveway

On some missions either one or both slipper tanks were not carried.

ALQ 101 Desert Pink with black tip. Pave Spike. Desert Pink GPU 123B as above.

HERCULES C1P

RAF Hercules XV306 retained the standard dark green/dark sea gray wrap around camouflage although some that operated from forward landing strips had the underside aerials removed and were painted with a protective, matt black finish. XV306 was not one of these but for a short time it's radome was painted red in support of the 'Red Nose' Comic Relief charity appeal.

The best results will be obtained by applying these decals to a gloss paint surface with the use of the Microscale or Superscale Decal Systems. All the colours needed for these models will be found in the range of Extracolor 'Decal Ready' gloss authentic paints, the only range to include them all.

X1 RAF Dark Green; X32 RAF Desert Pink; X107 Radome Tan; X504 Exhaust; X505 Tyre Black; X506 Gunmetal; XDF Flat Varnish.

Additional RAF Desert Storm nose art will be found in Xtradecals X022-72 and X023-72. Many of the weapons, dispensers and other added-on items are available in cast resin from several of the Cottage Industry manufacturers.

Research and Artwork by Ashley Annis.

This Xtradecal was produced by H. G. Hannant Ltd., Trafalgar House, 29-31 Trafalgar Street, Lowestoft, Suffolk, NR32 3AT, England.