

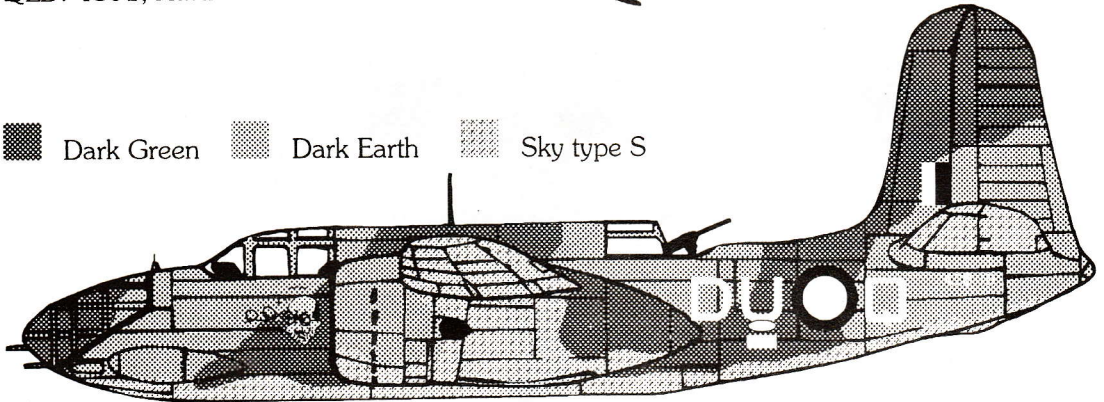
Aussie Decals



P.O. Box 94
Redbank,
QLD 4301, Australia

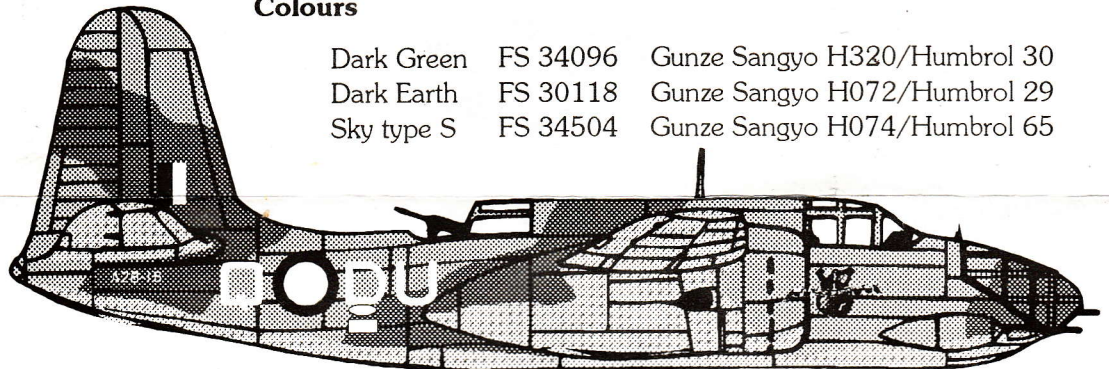
1/72 Scale
No.A72018
1/48 Scale
No.A48015

■ Dark Green ■ Dark Earth ■ Sky type S



Colours

Dark Green	FS 34096	Gunze Sangyo H320/Humbrol 30
Dark Earth	FS 30118	Gunze Sangyo H072/Humbrol 29
Sky type S	FS 34504	Gunze Sangyo H074/Humbrol 65

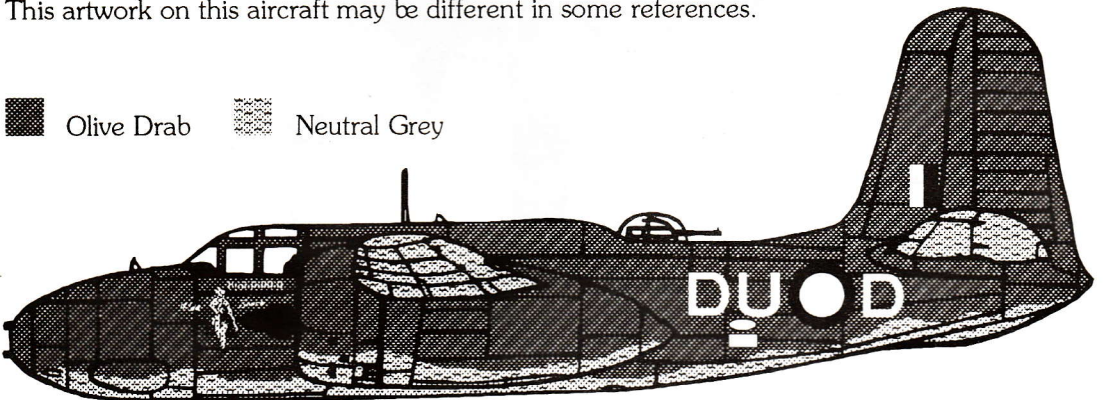


Modellers Notes

Boston III A28-15 DU.Q 'Spirit of Sport' No.22 Sqd. Goodenough Island 1943.

This artwork on this aircraft may be different in some references.

■ Olive Drab ■ Neutral Grey



Modellers Notes

A-20G A28-60 DU.D 'Hilda Shane' 22 Sqd. Noemfoor 1944

Our reference indicates the fuselage codes were DU.D not DU.P as referred to by some.

Colours Olive Drab FS 34087 Gunze Sangyo H304/Humbrol 155
 Neutral Grey FS 36173 Gunze Sangyo H053/Humbrol 156

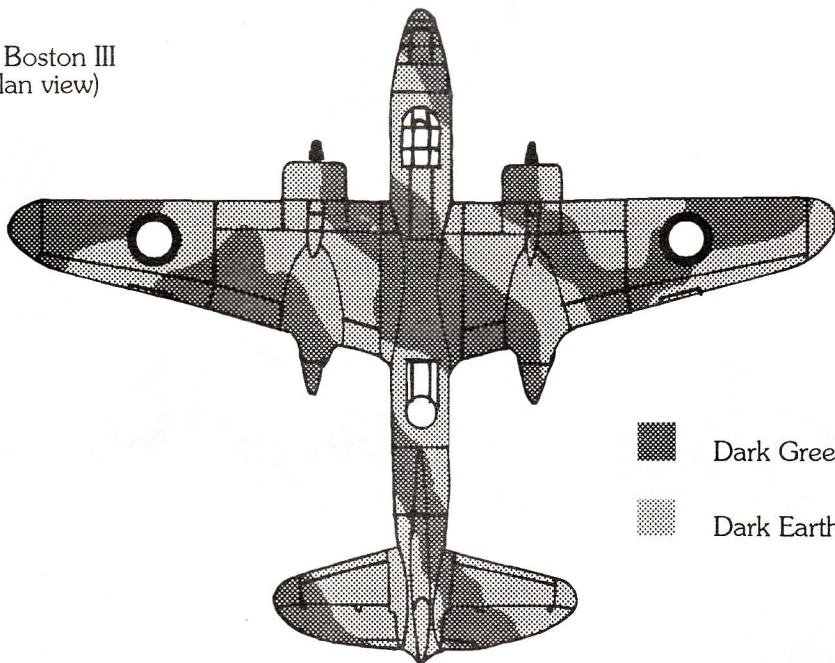
Note 1. The propeller hubs were natural metal. We suggest Aluminium.
 2. Place fire extinguisher sign decal under elliptical window. Refer to reference material for exact placement.

Decal Application

1. Cut around the required design.
2. Soak in luke warm water for 3-4 seconds.
3. Stand the decal on facial tissue.
4. Moisten the application with plenty of water.
5. Apply decal by carefully sliding off the backing paper.
6. Use decal setting agent to nestle decal around body detail.
7. Paint model with clear laquer to hide decal film.

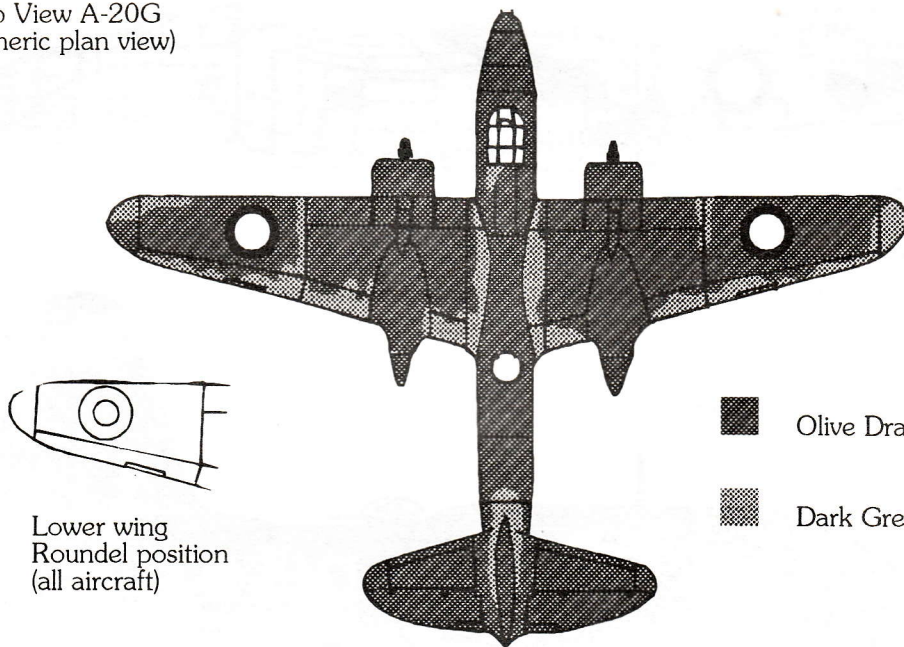
NB: Decals adhere best to gloss surfaces. This decal film is very thin and will need extra care in application. We suggest using a small paint brush and tweezers when doing Step No.5.

Top View Boston III
(generic plan view)



■ Dark Green
■ Dark Earth

Top View A-20G
(generic plan view)



■ Olive Drab
■ Dark Green

Lower wing
Roundel position
(all aircraft)

Colours	Olive Drab	FS 34087	Gunze Sangyo H304/Humbrol 155
	Dark Green	FS 34092	Gunze Sangyo H302/Humbrol 149

Reference

22 Sqd. Historian

Boston Mitchell & Liberator in Australian Service by Stewart Wilson.

Note. We have chosen original schemes for these aircraft.

Recommended kit

1/72 Scale Matchbox Revell Conversion by Plane Bits

1/48 Scale AMT

We wish to thank the 22 Sqd. Historian and Trevor Wheate for their help in the production of this sheet.