

EAGLE STRIKE



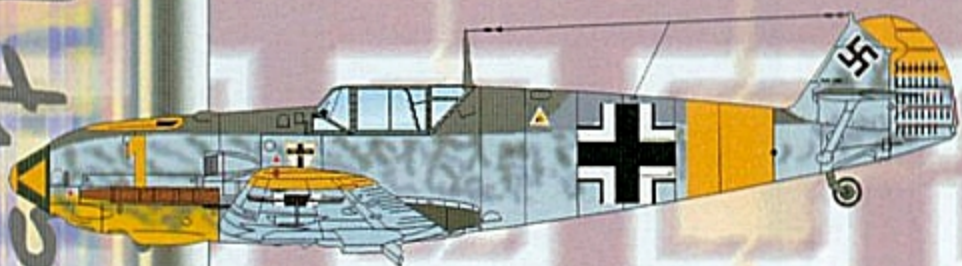
productions

Augsburg Flyers

(BF-109E, G)

PT. V

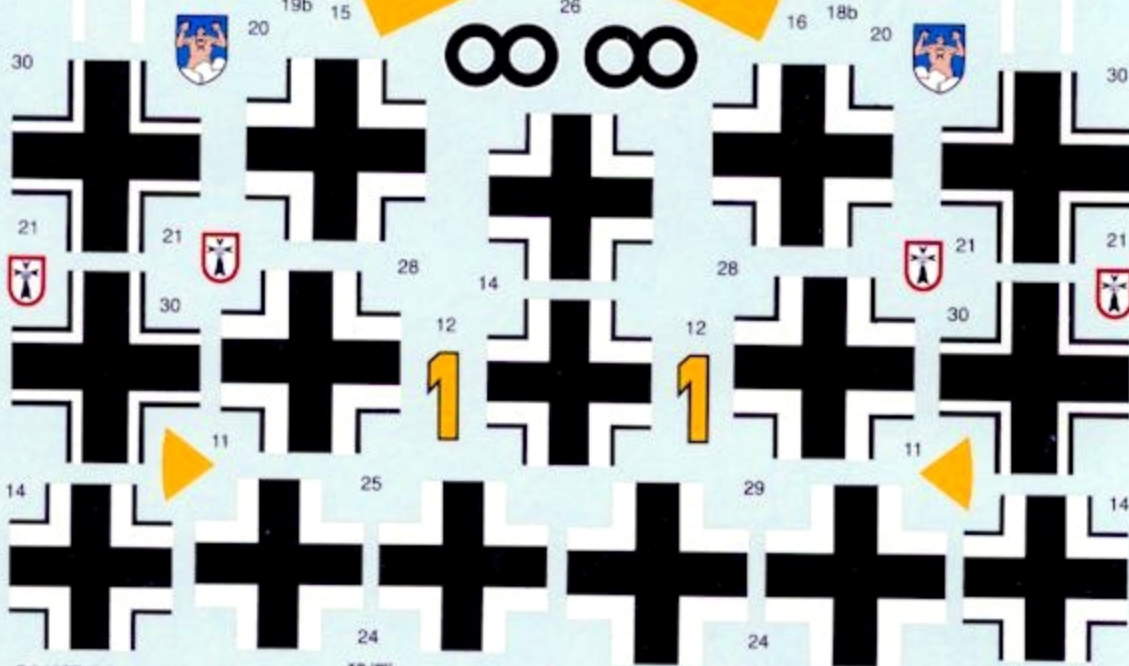
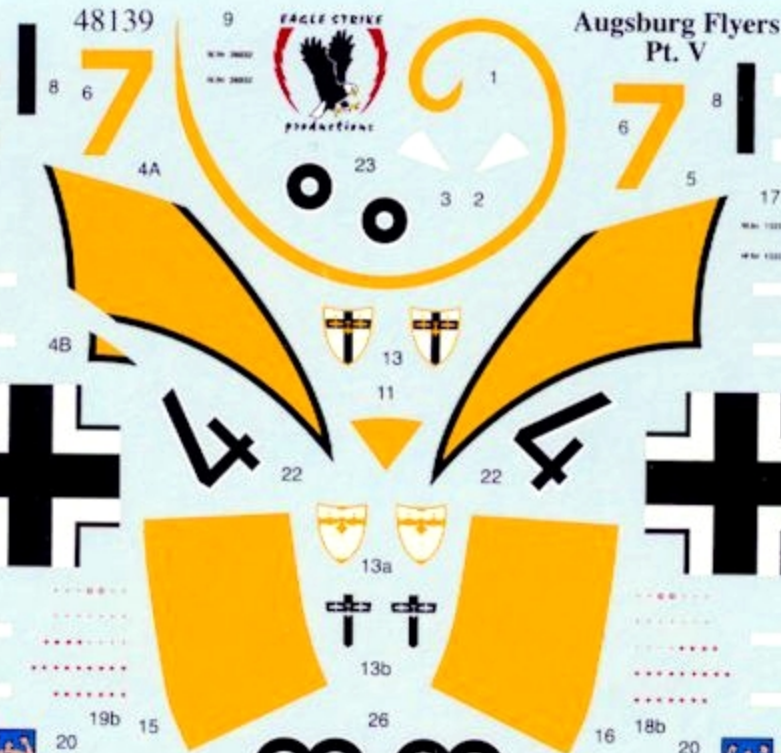
48139



Suggested Kit: Hasegawa/Hobbycraft Bf-109 Family.

48139

Augsburg Flyers
Pt. V



Bf-109E/G Stencils



Copyright © 11/2003
Printed in Mexico

Bf-109E Stencils

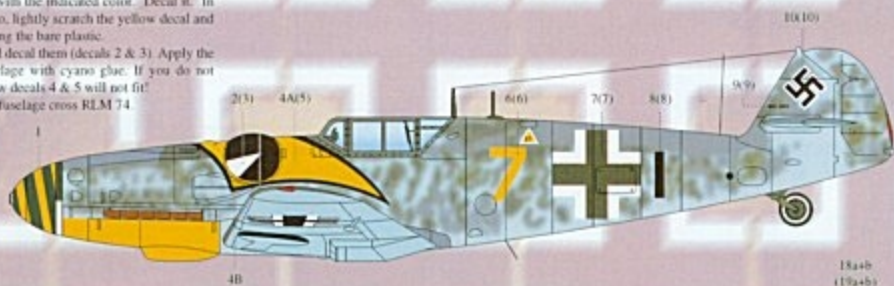
10

Note on A/C 1


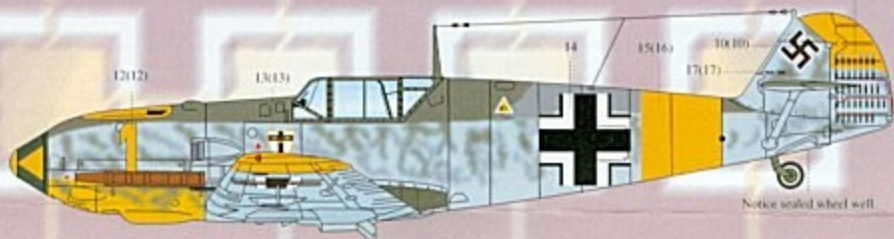
Do not cement fuselage gun blisters to fuselage during assembly. Very important! Paint A/C with the indicated color. Decal it. In the area where the blisters go, lightly scratch the yellow decal and the paint underneath, exposing the bare plastic.

Paint the blisters Black and decal them (decals 2 & 3). Apply the finished blisters to the fuselage with cyano glue. If you do not follow these steps, the yellow decals 4 & 5 will not fit!

Paint the inside part of the fuselage cross RLM 74.



Spinner Detail



Copyright © 6/2003

BF 109 G-6, 9/JG3, late summer of 1943. Bad Wörishofen, Germany. Flown by HPTM Wilhelm Lemke. Sid 74/75/76 day fighter camouflage. RLM 70 splotches and spinner. Yellow spiral, lower cowling and gun blister design decorate this A/C used in home defense. Pilot killed in December of that year in combat with Thunderbolts. Rear half of spinner back plate seems to be Natural Metal or White!

BF 109 E-7, 9/JG27, Flown by Lt. Von Kageneck, USSR, 1941. Sid 74/75/76 day fighter camouflage. Bright Yellow markings embellished this A/C, specially the Spinner, gun troughs, rudder tip and wide fuselage band. Von Kageneck was shot down on Christmas day, 1941 over North Africa, and later died of wounds suffered during that engagement. Total tally, 67 victories.

BF 109 E-3 11/ JG1, Düsseldorf, Germany, May 1942. Flown by Gefr. Martin Lacht. Sid daytime camouflage of the day, 71A265 with Black spinner and Red cap.

BF-109 G-1, 2/JG1. Somewhere near Flessburg. Flown by Uffz. Bierman, July 1942. This A/C shot down a Mosquito on July 11, 1942, and suffered engine problems, crash landing minutes later. Sid day fighter scheme of 74/75/76 with a Black rear lower fuselage; its purpose escaping us. Does anybody know? Notice paint scratches on upper cowling!