



## M-65 TOW Anti-Tank Rack and Missiles

For any 1/48<sup>th</sup> scale helicopter carrying the missile system, such as the AH-1 and Lynx


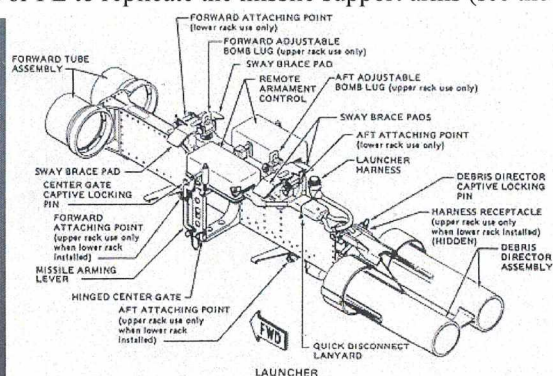

### General Notes:

- Your Werner's Wings TOW Anti-tank Rack and Missiles Set provides the parts necessary to model two individual TOW (Tube-launched, Optically tracked, Wire guided) racks, with and/or without the missiles mounted. The AH-1 Cobra frequently carries only two racks, one per side as we have supplied here. The TOW racks could be stacked with another unit to provide four missiles a side. You will need TWO sets of to do this configuration. The missiles can be either installed or not. Often times only one missile canister is carried, which normally is a survival kit.
- As always, read and understand the instructions BEFORE you start to cut plastic!
- CERTAIN PARTS ARE DELICATE! Please be careful with the slender parts.
- Dry fit all parts first. Measure twice and cut once!
- Above all remember: Modeling is fun!

### Construction Notes:

- Remove and clean up the parts from the port stubs.
- Start with the center section of the TOW rack. I utilized a toothpick to help keep the front and rear portions aligned. Even if you aren't going to use them, use the TOW Missiles to set the spacing for the Rear Deflector. Tack the rear deflector in place with superglue. Now decide if you want to have one, two or no missiles. If you want the missiles simply add them so the charging handle is forward (see illustrations). If you elect to go without missiles or with one just add the appropriate charging handle and opposite missile. NOTE: You will use either the charging handle or the missiles on one side of the rack.

You will have to add two pieces of .010 styrene sheet or PE to replicate the missile support arms (see the illustrations).



The TOW missile tube can be painted a variety of colors including FS34087, FS33531, or a light blue. For more information and markings see Fireball Modelworks for their Modern Missile Markings sheet, <http://www.fireballmodels.info/fmd-21.htm> . Live missiles have a yellow band around the forward portion of the missile and a brown band for the live motor on the aft portion. (see illustration)

As you can see two TOW racks can be stacked on top of each other. You will require **TWO** sets to do this configuration.



## References

AH-1 Cobra Walk Around No. 29- Wayne Mutza, Squadron/Signal Publications, 2002, ISBN 0-89747-438-4

This set would not have been possible without the help of Joseph Osborn and Chris Miller. Check out their websites. Fireball Modelworks at [www.fireballmodels.info/](http://www.fireballmodels.info/) and the Cobra Company at <http://www.cobracompany.com/> .

Don't forget to get your Werner's Wings IPS and Debris Deflector (Set 48-01), AH-1F Upgrade set (Set 48-02), and the M-260 Seven Shot Rocket pods (Set 48-03).

Thanks for purchasing this Werner's Wing product. We would love to hear your feedback on this set and your thoughts and suggestions for future releases. Contact us at [fwernerjr@comcast.net](mailto:fwernerjr@comcast.net). Remember: Modeling is fun!

Also while building this set remember those that serve. Freedom isn't free. Garryowen!