



Grumman F6F-5 Hellcat



1. Apply gloss coat to model surface
2. Cut out the needed detail from the sheet.
3. Submerge the decal completely in lukewarm water for 10 sec.
4. Put the wet decal on-plotting base and allow it soften completely.
5. Place the decal together with the base paper on the model. We recommended use decal solutions (Setter, Softer) (Keep paper by tweezers and remove decal carefully to model surface. In case that the decal was placed incorrectly, add water with a brush on the border of the decal.
6. If the decal is located on the right place, press it with a soft cloth to eliminate all water and air bubbles.
7. Allow the decal dry well.

H-Models Decals
Gustav Hýbner
Na zápraží 408/3, Liberec 3, 460 01
www.gfstudio.net
gfstudio@gfstudio.net
mmodels@volny.cz

MADE IN CZECH REPUBLIC

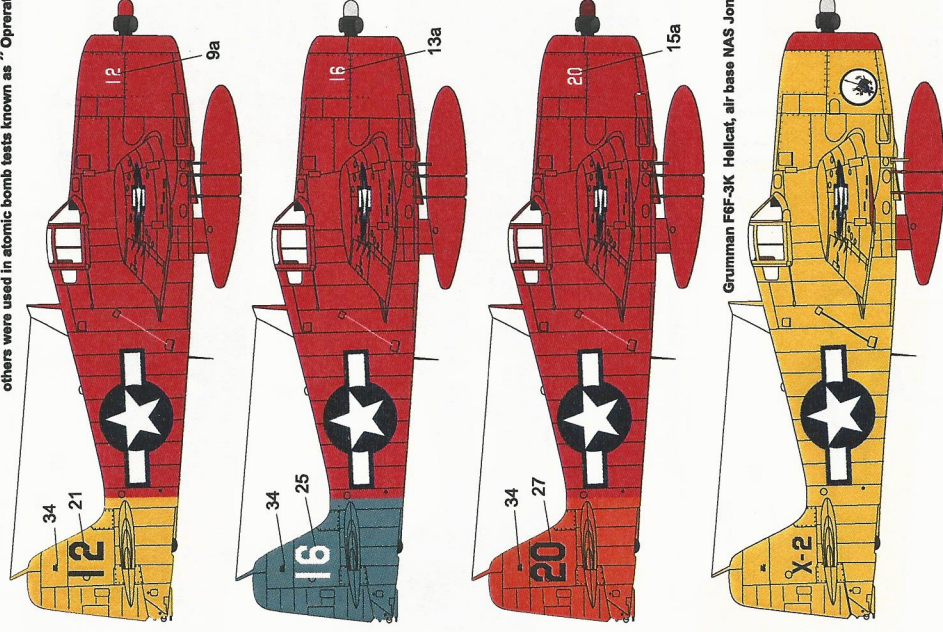


Grumman F6F-5 Hellcat

Hellcat DRONES

OPERATION CROSSROADS

Grumman F6F-5K Hellcat, air base at Atlantic City on March 1946. This aircraft and several others were used in atomic bomb tests known as "Operation Crossroads".



Grumman F6F-3K Hellcat, air base MAS Jonnsville, Pennsylvania in 1945.

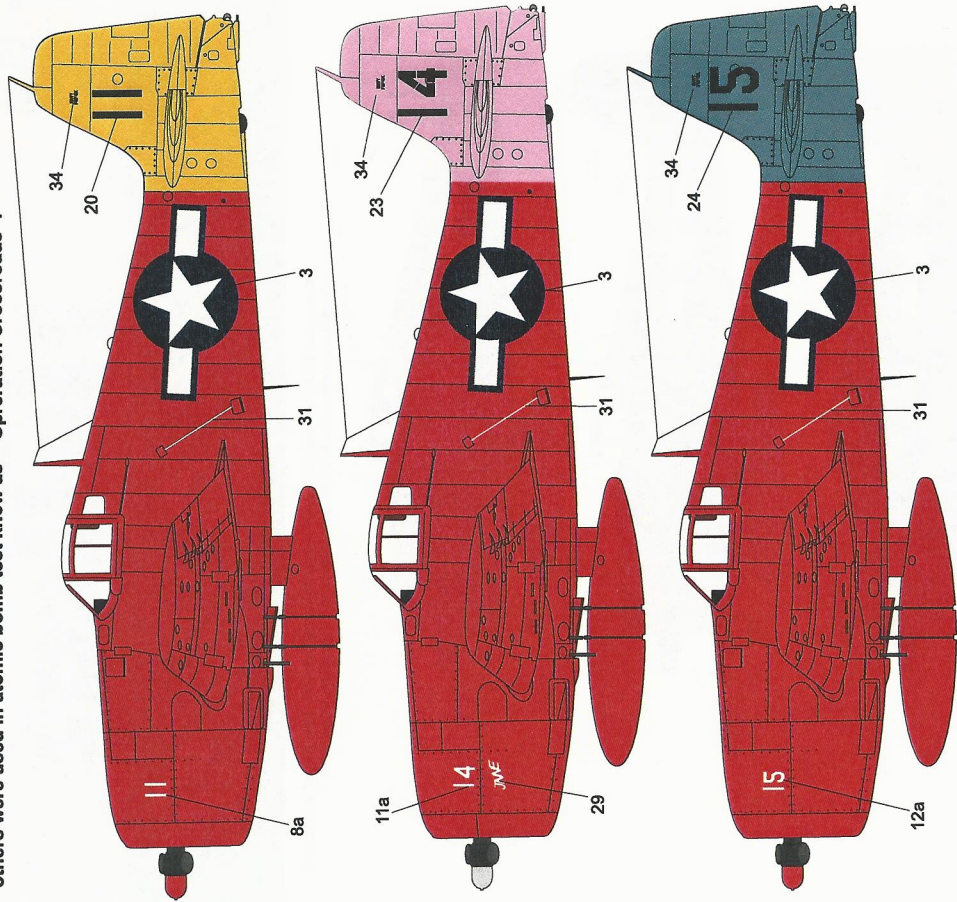
Stencils for one aircraft are included in the decal set

Limited series only 200 pcs!

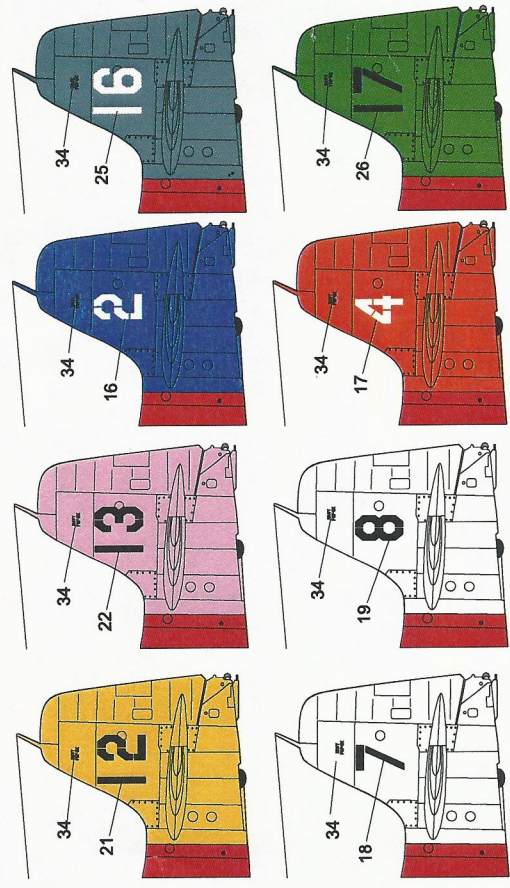
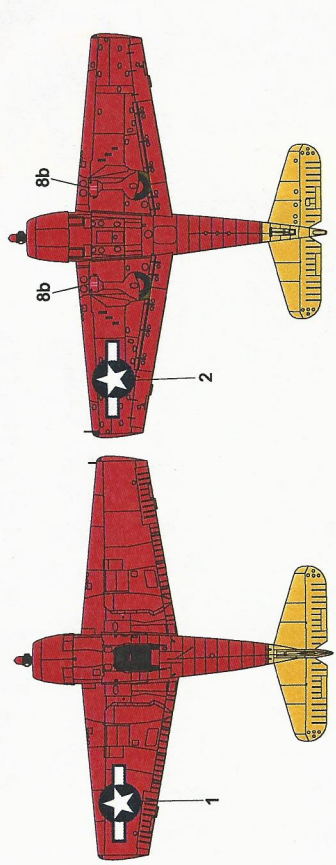

Part 1

HMD72011

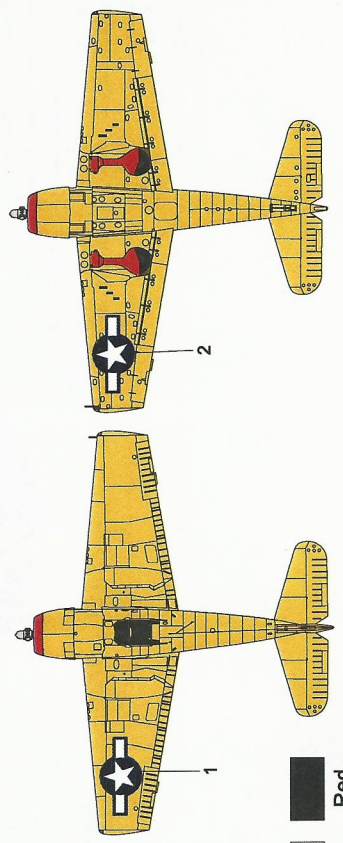
Grumman F6F-5K Hellcat, air base at Atlantic City on March 1946. This aircraft and several others were used in atomic bomb test know as "Operation Crossroads".



Grumman F6F-3K Hellcat, air base NAS Jomnsville, Pennsylvania in 1945.



- Red
- Yellow
- White
- Pink
- Medium Blue
- Blue Grey
- Orange
- Light Green
- Silver
- Red



- Red
- Yellow
- Silver
- Red

